



Case Filings, Adjudications, Backlog and Filing Fees in USCIS (FY2018 to Q2, FY2020)

Updated: July 27, 2020

Summary

U.S. Citizenship and Immigration Services (USCIS) stated that the agency had to furlough three-fourths of its workforce (more than 13,000 employees) starting early August because fees from case filings were down sharply due to the COVID-19 pandemic.¹ Currently, there is no publicly available data to investigate how much filing and adjudication volumes have changed since Q2 FY2020 (after March 2020). However, based on the latest data from USCIS website,² our analysis found that, between FY2018 and FY2020 (Q2):

- USCIS received 5% more case filings in the first half of FY2020. In particular, the number of family-based case filings increased by 20% year-over-year;
- We estimated that USCIS collected a total of \$1.84 billion in filing fees during Q1 and Q2 FY2020, an increase of approximately \$158 million (or 9%) year-over-year.
- Overall, USCIS adjudicated nearly 3.68 million cases in Q1 and Q2 FY2020, an uptick of 558,336 cases or an increase of 18% year-over-year. Should USCIS receive a payment after a case is adjudicated, we estimated that payments upon case adjudication that were made to the agency increased by \$282 million year-over-year due to the growth of adjudication volumes in FY2020.
- As of March 2020, a total of 5,502,726 cases were still pending in USCIS, representing approximately \$2.94 billion in filing fees based on our estimates.
- We estimated that the backlog of EB-5 cases (Form I-526, Form I-829, Form I-924, and Form 924A) represented a total of nearly \$108 million in filing fees as of Q2 FY2020.

¹ Office of Management and Budget Letter to Senate Committee on Appropriations. June 19, 2020. https://www.uscis.gov/sites/default/files/document/notices/OMB_letter.pdf. Now the agency confirms that the furlough is postponed to the end of August.

² All USCIS Application and Petition Form Types (Fiscal Year 2020, 2nd Quarter, Jan. 1-March 31, 2020) https://www.uscis.gov/sites/default/files/document/data/Quarterly_All_Forms_FY2020Q2.pdf Accessed July 22, 2020. See Exhibit A for the underlying data.

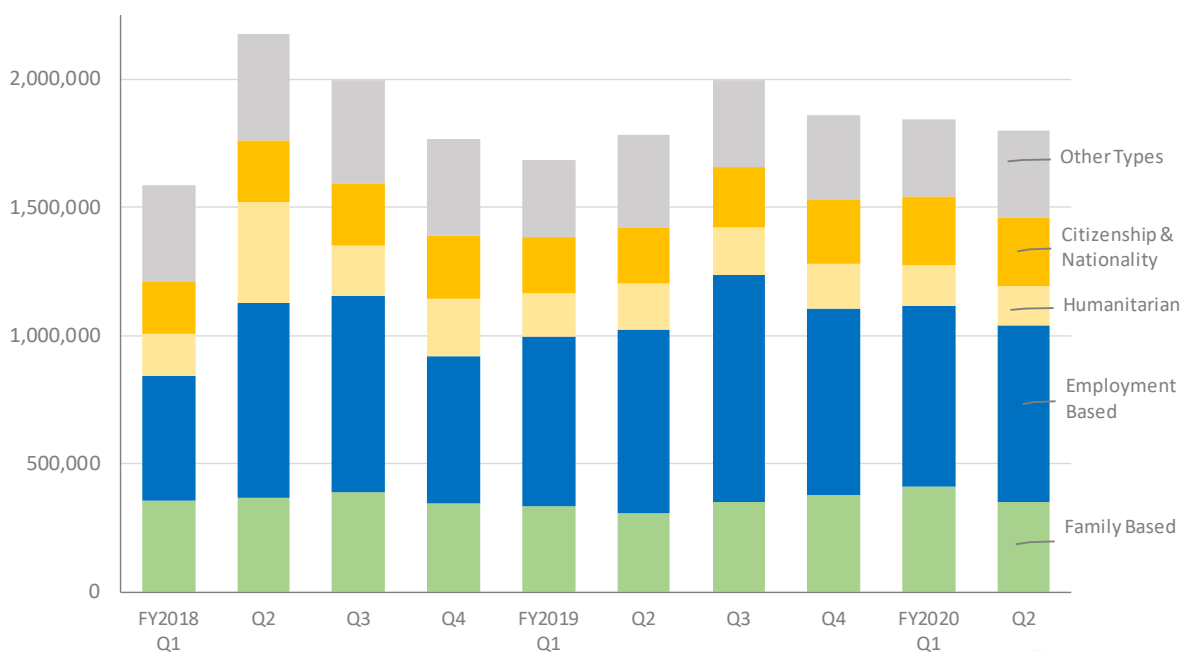
Case Volumes and Revenue Estimates from Case Filings

Our analysis did not find any shortfall on the number of cases filed in the first half fiscal year of 2020. In fact, USCIS received filings of 3,774,876 cases in the Q1 and Q2 FY2020, an increase of 5.24% year-over-year (*see the quarterly case filings trends on Chart 1*).

In particular, the number of cases filed for family-based preferences increased by 19.78% year-over-year. Total filings for employment-based cases also grew by 17,004 cases (or 1.23% year-over-year) in the first half of FY2020.

Chart 1: Case Filing Volumes have been Consistent since FY2018

Number of Case Filings in USCIS by Form Category per Quarter:



Data Source: All USCIS Application and Petition Form Types (FY2018 - FY2020, Q2). See Exhibit A for full data.
Prepared by: IIUSA



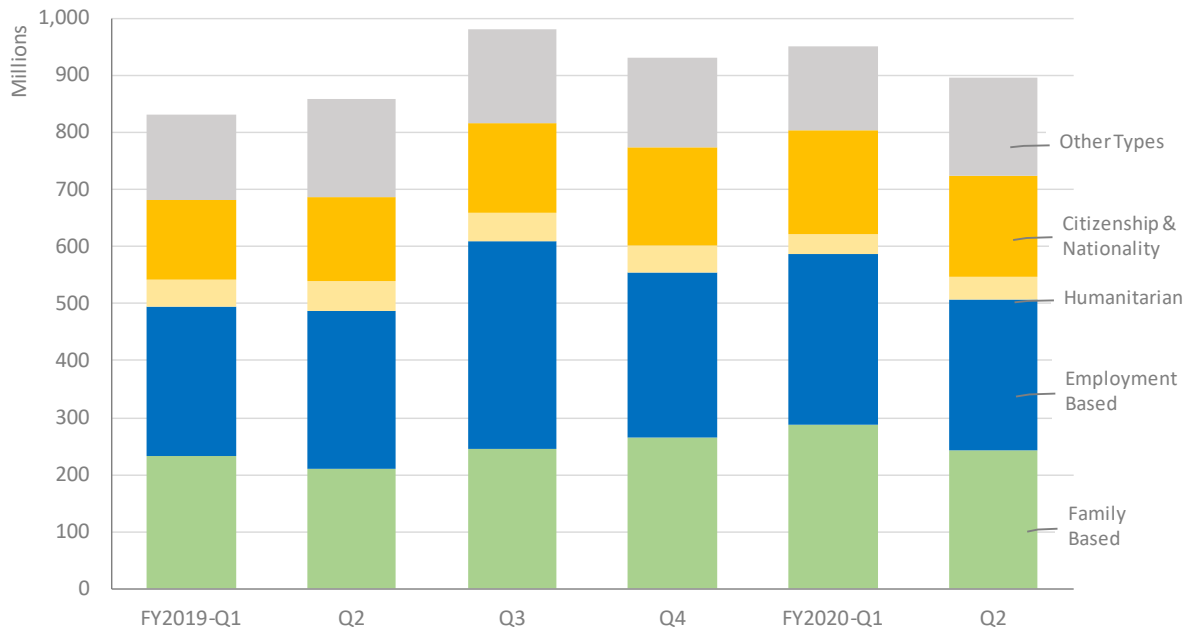
Filing Fee Estimates

Based on the volumes of cases filed and the filing fee of each service form, we estimated that USCIS collected more than \$1.84 billion from filing fees in the first half of FY2020, an uptick of \$158 million (or 9.36%) year-over-year.³ *Chart 2 visualized the trend of estimated filing fees per quarter by case category.*

³ See Exhibit B for our estimates on filing fees by form category and quarter.

Chart 2: USCIS Collected 9% More Filing Fees in FY2020 (Q1+Q2)

Estimated Filings Fees (in \$Million) from Case Filings by Category per Quarter:



Data: Author's Estimates based on All USCIS Application and Petition Form Types (FY2019 - FY2020, Q2). See Exhibit B for full data.
Prepared by: IIUSA



Particularly, filing fees associated with employment-based applications increased by 4.65% in the first half of FY2020; while the total amount of filing fees from family-based cases was also up by 19.52% year-over-year. Overall, 59.22% of the filing fees collected in the first half of FY2020 were generated by the filings of either an employment-base application (accounted for 30.49% of all filing fees) or a family-based case (accounted for 28.73% of filing fees in Q1 and Q2 FY2020).

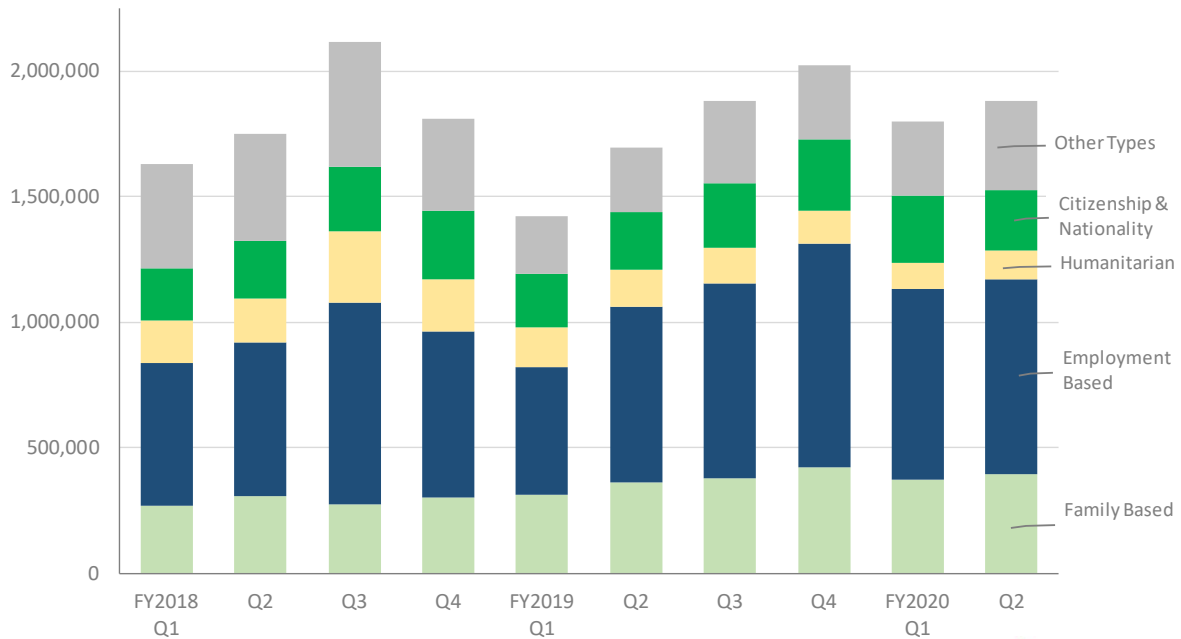
Revenue Estimates If Paid Upon Case Adjudication

Our analysis found that USCIS adjudicated more cases in the first half of FY2020 than the agency did during the same time in FY2019. Overall, 3,677,495 cases were adjudicated by USCIS in Q1 and Q2 FY2020, an increase of 558,336 cases (or 17.90%) year-over-year.

In addition, USCIS adjudicated 27.02% more employment-based cases in the first half of FY2020 and 14.00% more family-based cases in Q1 and Q2 FY2020. See Chart 3 for the number of cases adjudicated by category in each quarter since FY2018.

Chart 3: Case Adjudication Volumes Increased by 18% YOY in FY2020 (Q1+Q2)

Number of Case Adjudications (Approvals + Denials) by Category per Quarter:



Data Source: All USCIS Application and Petition Form Types (FY2018 - FY2020, Q2). See Exhibit A for full data.
Prepared by: IIUSA



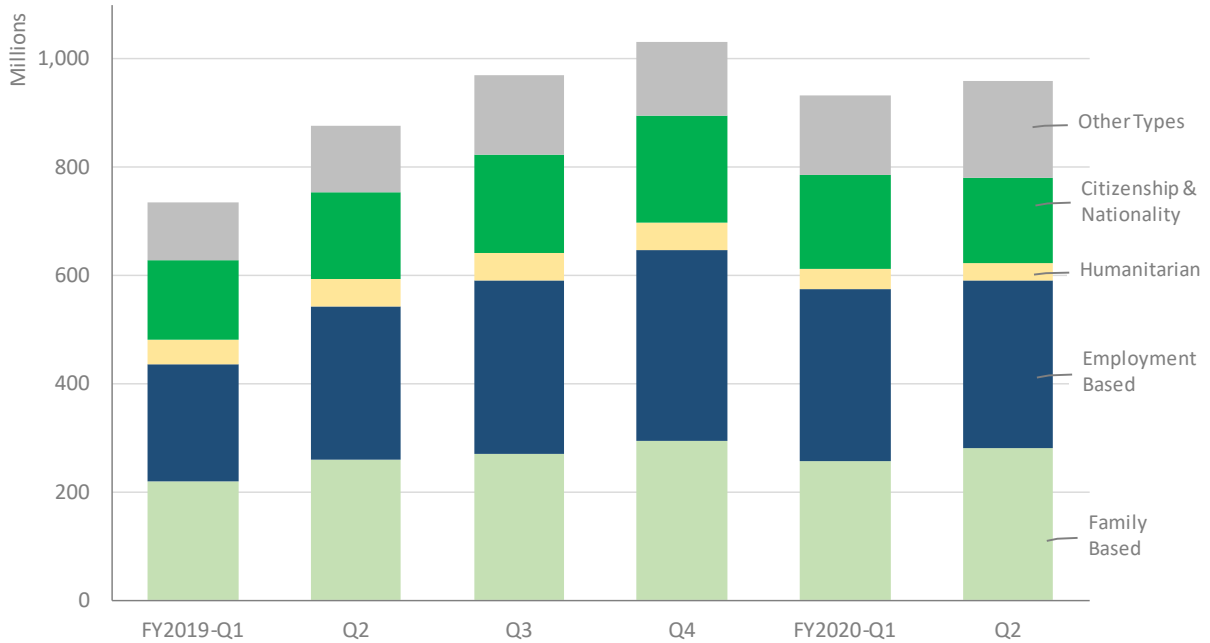
Estimated Revenues

Should USCIS receive a payment after a case is adjudicated, we estimated that payments made to the agency actually increased by 17.55% year-over-year due to the increase in adjudication volumes in the first half of FY2020. That is, our analysis found that more than \$1.89 billion was paid to USCIS upon case adjudication in Q1 and Q2 FY2020, an increase of \$282.79 million from the same time last fiscal year (see Chart 4 for more details).

Specifically, we found that the filing fee payments upon adjudication for employment-based cases increased by \$128.87 million (or 25.96%) year-over-year. USCIS were paid approximately \$539.45 upon adjudicating family-base cases in the first half of FY2020, an increase of 11.73% year-over-year.

Chart 4: Payment Upon Case Adjudication Increased by 18% YOY in FY2020

Estimated Revenue (in \$Million) upon Case Adjudication by Category per Quarter:



Data: Author's Estimates based on All USCIS Application and Petition Form Types (FY2019 - FY2020, Q2). See Exhibit B for full data.
Prepared by: IIUSA



Case Backlog & EB-5 Filing Fees

As of March 2020, a total of 5,502,726 cases were still pending in USCIS, representing approximately \$2.94 billion in filing fees.

Overall, the filing fees for EB-5 petitions and applications (Form I-924, Form I-924A, Form I-526, and Form I-829) are the highest among all of other USCIS forms. Based on the number of pending petitions and applications as of Q2 FY2020, we estimated that the backlog of EB-5 cases represented a total of nearly \$108 million in filing fees. (see Table 1).

Table 1: USCIS Forms with the Highest Filing Fee and Case Backlogs

Category	Form	Name	Filing Fee	Backlog (As of Q2, FY2020)	Est. Fees from Backlogged Cases
Employment Based	I-924	Application For Regional Center Designation Under the Immigrant Investor Program	\$ 17,795	137	\$ 2,437,915
Employment Based	I-829	Petition by Investor to Remove Conditions on Permanent Resident Status	\$ 3,750	10,309	\$ 38,658,750
Employment Based	I-526	Immigrant Petition by Alien Investor	\$ 3,675	16,633	\$ 61,126,275
Employment Based	I-924A	Annual Certification of Regional Center	\$ 3,035	1,889	\$ 5,733,115
Citizenship and Nationality	N-600	Application for Certificate of Citizenship (Non-veteran of the U.S. armed forces)	\$ 1,170	43,766	*

Data Source: All USCIS Application and Petition Form Types (Fiscal Year 2020, 2nd Quarter, Jan. 1-March 31, 2020)

Prepared by: IIUSA



Discussion

Since certain performance data is not publicly available, this analysis is not able to capture all filing fee revenue collected by USCIS. For example, revenue generated by premium processing requests is not included in this analysis due to a lack of access to the performance data for Form I-907. In addition, USCIS has not published any performance data for all application and petition form types submitted to the agency in Q3 FY2020 and beyond, this analysis is not able to evaluate the volumes of case filings, adjudication, and backlog after March 2020.

Conclusions

Without a doubt, COVID-19 has imposed unprecedented challenges to the country on multiple fronts. However, we found that additional data and analyses are still needed to further evaluate the actual impact of the COVID-19 pandemic on USCIS' financial strength. Based on our analysis, case filing volumes and revenue streams of the agency were not only consistent from prior years but also demonstrated a year-over-year growth in the first half of FY2020. It is wise to conduct further research with more up-to-date statistics on case filing, adjudication volumes, and revenue projections to examine the financial strength of USCIS. Policy makers should be fully informed of the agency's financial condition to formulate an efficient and effective approach to prevent federal employees from being furloughed during the current crisis.

Author: Lee Y. Li, Director of Policy Research and Data Analytics, IIUSA

Contact: lee.li@iiusa.org

Exhibit A: Numbers of Case Filed, Adjudicated, and Pending

Table A1: Number of Cases by Quarter and Status, Summarized by Case Category (FY2018-FY2020, Q2)

FY	Qtr.	Status	Form Category					Total Cases
			Family Based	Employment Based	Humanitarian	Citizenship and Nationality	Other	
2018	Q1	Receipt	356,080	485,740	168,338	198,830	374,621	1,583,609
2018	Q2	Receipt	367,540	761,796	389,956	240,950	417,308	2,177,550
2018	Q3	Receipt	391,820	762,433	196,506	242,672	404,228	1,997,659
2018	Q4	Receipt	349,172	572,186	221,204	246,797	379,636	1,768,995
2019	Q1	Receipt	333,868	662,567	185,908	212,633	350,675	1,745,651
2019	Q2	Receipt	305,795	717,466	190,112	220,175	407,785	1,841,333
2019	Q3	Receipt	354,339	886,196	196,663	234,628	391,740	2,063,566
2019	Q4	Receipt	380,704	726,720	185,787	255,964	378,184	1,927,359
2020	Q1	Receipt	413,792	705,049	154,153	270,125	354,523	1,897,642
2020	Q2	Receipt	352,366	690,229	152,987	264,006	417,646	1,877,234
2018	Q1	Approval	245,568	498,870	162,515	186,737	368,986	1,462,676
2018	Q2	Approval	280,065	526,432	164,812	203,240	379,523	1,554,072
2018	Q3	Approval	246,100	717,969	275,223	231,839	441,530	1,912,661
2018	Q4	Approval	274,157	577,352	202,980	238,936	313,600	1,607,025
2019	Q1	Approval	283,745	437,660	162,241	195,567	234,242	1,313,455
2019	Q2	Approval	328,420	615,682	145,225	215,235	274,606	1,579,168
2019	Q3	Approval	340,805	654,395	139,899	241,807	318,038	1,694,944
2019	Q4	Approval	373,579	783,207	128,831	268,581	292,072	1,846,270
2020	Q1	Approval	331,342	653,026	103,285	238,406	294,641	1,620,700
2020	Q2	Approval	348,490	673,185	102,556	209,017	373,042	1,706,290
2018	Q1	Denial	23,689	70,497	6,066	22,957	41,471	164,680
2018	Q2	Denial	27,707	86,357	7,743	26,235	48,761	196,803
2018	Q3	Denial	28,018	86,576	7,467	28,081	52,182	202,324
2018	Q4	Denial	30,938	79,942	8,227	29,769	52,666	201,542
2019	Q1	Denial	30,082	69,588	5,810	24,726	44,244	174,450
2019	Q2	Denial	33,082	86,190	5,444	26,671	44,756	196,143
2019	Q3	Denial	37,190	124,301	5,197	28,350	56,463	251,501
2019	Q4	Denial	50,374	104,541	5,239	28,875	48,205	237,234
2020	Q1	Denial	41,361	105,447	4,827	25,935	53,452	231,022
2020	Q2	Denial	48,684	103,071	10,533	30,227	47,634	240,149
2018	Q1	Adjudication	269,257	569,367	168,581	209,694	410,457	1,627,356
2018	Q2	Adjudication	307,772	612,789	172,555	229,475	428,284	1,750,875
2018	Q3	Adjudication	274,118	804,545	282,690	259,920	493,712	2,114,985
2018	Q4	Adjudication	305,095	657,294	211,207	268,705	366,266	1,808,567
2019	Q1	Adjudication	313,827	507,248	168,051	220,293	278,486	1,487,905
2019	Q2	Adjudication	361,502	701,872	150,669	241,906	319,362	1,775,311
2019	Q3	Adjudication	377,995	778,696	145,096	270,157	374,501	1,946,445
2019	Q4	Adjudication	423,953	887,748	134,070	297,456	340,277	2,083,504
2020	Q1	Adjudication	372,703	758,473	108,112	264,341	348,093	1,851,722
2020	Q2	Adjudication	397,174	776,256	113,089	239,244	420,676	1,946,439
2018	Q1	Pending	1,951,621	913,764	740,788	794,503	1,058,767	5,459,443
2018	Q2	Pending	2,034,134	1,107,860	911,788	815,298	965,090	5,834,170
2018	Q3	Pending	2,167,201	1,066,154	791,100	806,622	851,251	5,682,328
2018	Q4	Pending	2,218,245	989,824	748,570	790,238	825,462	5,572,339
2019	Q1	Pending	2,238,431	996,822	732,589	785,227	696,137	5,449,206
2019	Q2	Pending	2,197,233	1,019,364	730,032	766,602	788,777	5,502,008
2019	Q3	Pending	2,196,677	1,128,131	737,676	736,984	809,619	5,609,087
2019	Q4	Pending	2,185,665	980,095	748,632	700,399	859,932	5,474,723
2020	Q1	Pending	2,213,197	965,801	759,270	709,019	856,812	5,504,099
2020	Q2	Pending	2,144,345	984,948	783,404	738,747	851,282	5,502,726

Data Source: All USCIS Application and Petition Form Types (FY2018 - FY2020, Q2), USCIS
 Prepared by: IIUSA



Category and Form No.		Description		Forms by Status and Period																	
				1st Quarter				2nd Quarter				3rd Quarter				4th Quarter				Fiscal Year 2020 To-Date	
				Forms Received	Approved	Denied	Pending	Forms Received	Approved	Denied	Pending	Forms Received	Approved	Denied	Pending	Forms Received	Approved	Denied	Pending	Forms Received	Approved
TOTAL - ALL FORMS		1,926,409	1,637,667	238,364	5,744,293	1,902,619	1,726,216	248,680	5,734,245									3,829,028	3,363,883		
Family Based																					
I-129F	Petition for Alien Fiancé(e)	11,533	9,023	2,592	18,969	12,033	9,115	2,741	18,875									23,566	18,138		
I-130	Petition for Alien Relative	231,143	192,451	21,933	1,570,512	203,236	199,806	25,267	1,543,181									434,379	392,257		
I-485	Application to Register Permanent Residence or Adjust Status (Family)	101,936	76,922	13,884	336,313	83,323	89,402	18,010	315,507									185,259	166,324		
I-600 ¹	Petition to Classify Orphan as an Immediate Relative	380	343	54	342	409	331	64	422									789	674		
I-601A	Application for Provisional Unlawful Presence Waiver	12,948	9,937	758	43,798	11,959	5,530	442	50,487									24,907	15,467		
I-751	Petition to Remove Conditions on Residence	54,785	41,590	2,117	242,840	40,385	43,254	2,142	215,498									95,170	84,844		
I-800 ²	Petition to Classify Convention Adoptee as an Immediate Relative	1,067	1,076	23	423	1,021	1,052	18	375									2,088	2,128		
Employment Based																					
I-129	Petition for a Nonimmigrant Worker	106,417	120,669	41,295	103,891	113,978	122,956	41,811	92,377									220,395	243,625		
I-140	Immigrant Petition for Alien Workers	33,077	30,578	2,683	45,078	25,833	29,977	3,064	40,428									58,910	60,555		
I-485	Application to Register Permanent Residence or Adjust Status (Employment)	40,239	41,884	1,804	143,231	26,489	18,376	1,681	148,946									66,728	60,260		
I-526	Immigrant Petition by Alien Investor	4,264	383	72	17,468	21	714	190	16,633									4,285	1,097		
I-765 ³	Application for Employment Authorization	520,023	459,060	59,551	645,611	523,300	500,422	56,218	676,118									1,043,323	959,482		
I-829	Petition by Investor to Remove Conditions on Permanent Resident Status	1,013	436	D	10,373	604	730	57	10,309									1,617	1,166		
I-924	Application For Regional Center Designation Under the Immigrant Investor Program	16	16	36	149	D	10	50	137									20	26		
I-924A	Annual Certification of Regional Center	354	-	-	1,960	334	-	-	1,889									688	-		
Humanitarian																					
I-485	Application to Register Permanent Residence or Adjust Status (Asylum)	11,854	5,145	242	44,849	9,856	5,479	266	50,075									21,710	10,624		
I-485	Application to Register Permanent Residence or Adjust Status (Refugee)	6,688	5,795	447	24,128	5,236	8,322	366	21,517									11,924	14,117		
I-485	Application to Register Permanent Residence or Adjust Status (Indo-Chinese)	D	D	D	27	D	D	D	38									D	D		
I-485	Application to Register Permanent Residence or Adjust Status (Cuban)	4,756	3,894	537	13,139	4,954	4,308	604	13,502									9,710	8,202		
I-589 ⁴	Application for Asylum and for Withholding of Removal	20,103	3,844	135	338,931	21,532	4,965	5,679	348,869									41,635	8,809		
Legalization ⁵	Legalization/SAW	14	D	10	296	15	D	13	279									29	D		
I-730	Refugee/Asylee Relative Petition	4,178	1,551	162	23,288	4,187	1,404	194	23,168									8,365	2,955		
I-817	Application for Family Unity Benefits	111	55	18	245	154	102	21	296									265	157		
I-821	Application for Temporary Protected Status	6,723	2,201	266	12,061	4,948	6,488	227	10,695									11,671	8,689		
I-821D	Consideration of Deferred Action for Childhood Arrivals	72,377	74,124	1,040	36,031	78,927	64,347	1,204	49,641									151,304	138,471		
I-867	Record of Sworn Statement in Proceedings under Section 235(b)(1) of the Act (Credible Fear)	13,955	N/A	N/A	2,325	13,087	N/A	N/A	2,362									27,042	-		
I-881	App. for Susp. of Deport. or Spec. Rule Cancel. of Remov. (Sect. 203 of Public Law 105-100 (NACARA))	N/A	N/A	N/A	-	N/A	N/A	N/A	-									-	-		
I-899	Record of Determination/Reasonable Fear Worksheet	2,643	N/A	N/A	226	3,303	N/A	N/A	157									5,946	-		
I-914 ⁶	Application for T Nonimmigrant Status	567	532	382	3,927	591	469	335	3,812									1,156	1,001		
I-918 ⁷	Petition for U Nonimmigrant Status	9,830	6,144	1,588	257,837	5,863	6,672	1,624	257,104									15,693	12,816		
I-929	Petition for Qualifying Family Member of a U-1 Nonimmigrant	262	227	39	1,030	209	182	28	1,012									471	409		
Citizenship and Nationality																					
N-300	Application to File Declaration of Intention	D	D	-	10	D	D	-	D									D	D		
N-336	Req. for a Hearing on a Decision in Natz. Proceedings (Under Sect. 336 of the INA)	1,523	723	489	6,363	1,525	917	635	6,324									3,048	1,640		
N-400	Application for Naturalization (Military)	1,124	1,188	118	3,417	1,226	1,174	129	3,588									2,350	2,362		
N-400	Application for Naturalization	243,748	217,953	23,544	649,021	237,795	188,446	27,714	675,500									481,543	406,399		
N-470	Application to Preserve Residence for Naturalization Purposes	21	24	-	80	24	27	-	66									45	51		
N-565	Application for Replacement Naturalization/Citizenship Document	6,845	5,452	665	7,893	7,519	6,087	568	8,941									14,364	11,539		
N-600 ⁸	Application for Certificate of Citizenship	16,602	12,839	1,080	41,205	15,708	12,184	1,153	43,766									32,310	25,023		
N-644	Application for Posthumous Citizenship	-	-	-	-	-	-	-	-									-	-		
N-648	Medical Certification for Disability Exceptions	-	-	-	-	-	-	-	-									-	-		
Other																					
I-90	Application to Replace Permanent Resident Card	148,031	124,631	9,304	499,404	199,300	180,086	11,139	508,800									347,331	304,717		
I-102	Application for Replacement/Initial Nonimmigrant Arrival-Departure Document	1,340	1,093	302	1,937	1,057	913	346	1,823									2,397	2,006		
I-131	Application for Travel Document	20,291	21,069	1,582	22,000	20,429	22,239	1,896	21,534									40,720	43,308		
I-131	Application for Travel Document (Advance Parole)	108,136	82,377	29,907	148,176	100,594	89,747	19,679	138,871									208,730	172,124		
I-131	Application for Travel Document (Parole-in-Place)	2,517	1,341	337	2,228	2,604	1,357	394	1,958									5,121	2,698		
I-193	Application for Waiver of Passport and/or Visa	D	24	16	655	D	37	11	529									16	61		
I-360	Petition for Amerasian, Widow(er), or Special Immigrant	10,649	13,004	1,128	52,743	10,469	17,687	1,649	43,611									21,118	30,691		
I-485	Application to Register Permanent Residence or Adjust Status (Other)	6,955	6,377	1,019	28,827	6,272	6,372	1,040	28,861									13,227	12,749		
I-539	Application To Extend/Change Nonimmigrant Status	56,604	44,725	9,857	100,842	76,921	54,604	11,480	105,295									133,525	99,329		
I-824	Application for Action on an Approved Application or Petition	2,605	1,900	476	7,431	2,503	2,658	536	5,913									5,108	4,558		
Waivers ⁹	Waivers	17,026	11,372	3,738	217,292	14,488	12,994	4,242	210,446									31,514	24,366		
I-290B	Notice of Appeal or Motion	9,117	3,680	3,127	15,471	8,386	4,267	3,748	15,151									17,503	7,947		
Supplemental Processing																					
DS-230 (IV)	Immigrant Visas	117,639	100,009	-	50,302	101,905	113,089	-	39,118									219,544	213,098		
EOIR Adjustment	EOIR Adjustment	14,411	14,276	-	16,558	12,476	12,355	-	13,158									26,887	26,631		

Table Key:

D Disclosure standards not met.

N/A Not available.

- Represents zero.

References:

¹ Includes I-600A, Application for Advance Processing of an Orphan Petition.

² Includes I-800A, Application for Determination of Suitability to Adopt a Child from a Convention Country.

³ I-765 Includes DACA Employment Authorization Documents.

⁴ Although this report includes approvals and denials, it does not include referrals to an Immigration Judge which comprise a large portion of the workload for asylum applications. Further, forms received, approved, denied, and pending counts will differ from counts reported in previous quarters due to processing delays and the time at which the data are queried.

⁵ Includes the following applications for persons applying for benefits under the Immigration Reform and Control Act of 1986: Forms I-687, I-700, I-698, I-690, I-694, and I-695.

⁶ Includes I-914A, Application for Family Member of T-1 Recipient.

⁷ Includes I-918A, Petition for Qualifying Family Member of U-1 Recipient.

⁸ Includes N-600K, Application for Citizenship and Issuance of Certificate Under Section 322.

⁹ Includes the following applications filed to waive exclusionary grounds: Forms I-191, I-192, I-212, I-601, I-602, and I-612.

Note(s):

1) Some applications or petitions approved or denied may have been received in previous reporting periods.

2) The report reflects the most up-to-date estimate available at the time the database is queried.

3) Counts may differ from those reported in previous quarters due to system updates and post-adjudicative outcomes.

4) Forms Received are the number of new applications or petitions received and entered into a case-tracking system during the reporting period.

5) Approved are the number of applications or petitions approved during the reporting period.

6) Denied are the number of applications or petitions that were denied during the reporting period.

7) Pending is the number of applications or petitions awaiting a decision as of the end of the reporting period.

8) I-881 data were unavailable for FY 2020 at the time of publication.

9) Credible and Reasonable Fear screenings (and their respective forms I-867 and I-899) do not confer an immigration benefit, rather they are intended to identify individuals with viable protection claims, which are then referred to the Immigration Courts for adjudication. Asylum Officers do not adjudicate the actual asylum applications during the screening process.

10) Immigrant visa and EOIR adjustment, among other forms, are not included in the "Total - All Forms" line.

Source(s):

All forms except I-589, I-867, I-899 and I-881 - Department of Homeland Security, U.S. Citizenship and Immigration Services, Performance Reporting Tool (PRT), USCIS Electronic Immigration System (ELIS) and C3 Consolidated, May 2020, TRK 5962.

I-589, I-867, I-899 and I-881 data were provided by the Directorate of Refugee, Asylum and International Operations (RAIO).

Exhibit B: Estimating Filing Fees & USCIS Revenues

USCIS have not published any financial report to the public on revenue collection from filing fees. Since USCIS is funded by application fees, we estimated the agency's revenue streams based on the case filing and adjudication volumes (see Table A1) and filing fee of each service form (see Table B2). Table B1 summarized our estimates on USCIS revenue from filing fees.

Table B1: Estimated Filing Fees by Quarter and Status, Summarized by Case Category (FY2019-FY2020, Q2)

FY	Qtr.	Status	Filing Fees by Form Category					Total
			Family Based	Employment Based*	Humanitarian	Citizenship and Nationality	Other*	
2019	Q1	Receipt	\$ 233,057,870	\$ 261,740,725	\$ 45,957,715	\$ 141,781,245	\$ 148,527,011	\$ 831,064,566
2019	Q2	Receipt	\$ 211,009,305	\$ 276,441,560	\$ 51,152,680	\$ 146,687,605	\$ 172,617,006	\$ 857,908,156
2019	Q3	Receipt	\$ 244,819,495	\$ 365,206,280	\$ 48,747,205	\$ 156,925,845	\$ 164,265,096	\$ 979,963,921
2019	Q4	Receipt	\$ 266,416,145	\$ 289,019,175	\$ 46,038,630	\$ 170,928,510	\$ 158,560,291	\$ 930,962,751
2020	Q1	Receipt	\$ 287,914,440	\$ 297,971,393	\$ 36,289,625	\$ 180,295,590	\$ 148,118,357	\$ 950,589,404
2020	Q2	Receipt	\$ 242,828,630	\$ 265,213,283	\$ 39,456,735	\$ 175,816,225	\$ 173,232,057	\$ 896,546,929
2019	Q1	Approval	\$ 197,861,175	\$ 192,456,048	\$ 45,775,185	\$ 131,481,980	\$ 83,913,654	\$ 651,488,041
2019	Q2	Approval	\$ 235,429,810	\$ 255,627,083	\$ 48,525,755	\$ 143,730,870	\$ 101,225,099	\$ 784,538,616
2019	Q3	Approval	\$ 241,919,640	\$ 277,221,958	\$ 49,872,410	\$ 162,453,745	\$ 121,358,539	\$ 852,826,291
2019	Q4	Approval	\$ 257,217,635	\$ 317,821,273	\$ 50,193,040	\$ 177,995,855	\$ 112,565,449	\$ 915,793,251
2020	Q1	Approval	\$ 227,585,755	\$ 278,045,606	\$ 36,886,640	\$ 158,052,030	\$ 116,257,525	\$ 816,827,555
2020	Q2	Approval	\$ 243,982,870	\$ 271,219,906	\$ 32,279,225	\$ 138,890,490	\$ 152,772,085	\$ 839,144,575
2019	Q1	Denial	\$ 23,421,820	\$ 21,880,833	\$ 788,245	\$ 16,272,700	\$ 20,625,460	\$ 82,989,058
2019	Q2	Denial	\$ 26,119,895	\$ 26,506,788	\$ 682,820	\$ 17,545,780	\$ 21,230,925	\$ 92,086,208
2019	Q3	Denial	\$ 29,290,840	\$ 42,131,058	\$ 627,495	\$ 18,783,410	\$ 27,822,620	\$ 118,655,423
2019	Q4	Denial	\$ 36,737,380	\$ 35,757,003	\$ 641,135	\$ 19,189,340	\$ 24,045,550	\$ 116,370,408
2020	Q1	Denial	\$ 30,745,465	\$ 38,080,834	\$ 547,870	\$ 17,043,135	\$ 29,712,245	\$ 116,129,549
2020	Q2	Denial	\$ 37,132,180	\$ 37,990,874	\$ 626,370	\$ 19,845,710	\$ 26,194,210	\$ 121,789,344
2019	Q1	Adjudication	\$ 221,282,995	\$ 214,336,880	\$ 46,563,430	\$ 147,754,680	\$ 104,539,114	\$ 734,477,099
2019	Q2	Adjudication	\$ 261,549,705	\$ 282,133,870	\$ 49,208,575	\$ 161,276,650	\$ 122,456,024	\$ 876,624,824
2019	Q3	Adjudication	\$ 271,210,480	\$ 319,353,015	\$ 50,499,905	\$ 181,237,155	\$ 149,181,159	\$ 971,481,714
2019	Q4	Adjudication	\$ 293,955,015	\$ 353,578,275	\$ 50,834,175	\$ 197,185,195	\$ 136,610,999	\$ 1,032,163,659
2020	Q1	Adjudication	\$ 258,331,220	\$ 316,126,439	\$ 37,434,510	\$ 175,095,165	\$ 145,969,770	\$ 932,957,104
2020	Q2	Adjudication	\$ 281,115,050	\$ 309,210,779	\$ 32,905,595	\$ 158,736,200	\$ 178,966,295	\$ 960,933,919
2019	Q1	Pending	\$ 1,444,412,905	\$ 629,032,025	\$ 24,313,900	\$ 519,792,975	\$ 349,703,690	\$ 2,967,255,495
2019	Q2	Pending	\$ 1,403,639,650	\$ 630,541,315	\$ 26,152,400	\$ 508,081,495	\$ 393,710,245	\$ 2,962,125,105
2019	Q3	Pending	\$ 1,391,531,420	\$ 676,430,615	\$ 24,520,380	\$ 488,651,655	\$ 403,409,830	\$ 2,984,543,900
2019	Q4	Pending	\$ 1,382,891,385	\$ 622,992,505	\$ 19,840,335	\$ 465,450,455	\$ 422,543,930	\$ 2,913,718,610
2020	Q1	Pending	\$ 1,406,444,570	\$ 626,813,840	\$ 18,822,295	\$ 472,449,105	\$ 434,622,125	\$ 2,959,151,935
2020	Q2	Pending	\$ 1,356,023,735	\$ 632,684,170	\$ 25,517,405	\$ 492,650,705	\$ 429,791,370	\$ 2,936,667,385

* Note: No filing fee for Form I-765 and Form I-131 under certain conditions. See Exhibit C for author's adjustments for calculating filing fees for the "employment-base" and "other" categories.

Data Source: Author's Calculation based on Table A1 and Table B2
Prepared by: IIUSA



Table B2: Filing Fees

Category	Form	Form Name	Filing Fee
Family-Based			
	I-129F	Petition for Alien Fiancé(e)	\$ 535
	I-130	Petition for Alien Relative	\$ 535
	I-485*	Application to Register Permanent Residence or Adjust Status (Family)	\$ 1,140
	I-600	Petition to Classify Orphan as an Immediate Relative	\$ 775
	I-601A	Application for Provisional Unlawful Presence Waiver	\$ 630
	I-751	Petition to Remove Conditions on Residence	\$ 595
	I-800	Petition to Classify Convention Adoptee as an Immediate Relative	\$ 775
Employment-Based			
	I-129	Petition for a Nonimmigrant Worker	\$ 535
	I-140	Immigrant Petition for Alien Workers	\$ 700
	I-485*	Application to Register Permanent Residence or Adjust Status (Employment)	\$ 1,140
	I-526	Immigrant Petition by Alien Investor	\$ 3,675
	I-765**	Application for Employment Authorization	\$ 410
	I-829	Petition by Investor to Remove Conditions on Permanent Resident Status	\$ 3,750
	I-924	Application For Regional Center Designation Under the Immigrant Investor Program	\$ 17,795
	I-924A	Annual Certification of Regional Center	\$ 3,035
Humanitarian			
	I-485*	Application to Register Permanent Residence or Adjust Status (Asylum)	\$ -
	I-485*	Application to Register Permanent Residence or Adjust Status (Refugee)	\$ -
	I-485*	Application to Register Permanent Residence or Adjust Status (Indo-Chinese)	\$ -
	I-485*	Application to Register Permanent Residence or Adjust Status (Cuban)	\$ -
	I-589	Application for Asylum and for Withholding of Removal	\$ -
	Legalization****	Legalization/ SAW	
	I-730	Refugee/Asylee Relative Petition	\$ -
	I-817	Application for Family Unity Benefits	\$ 600
	I-821	Application for Temporary Protected Status	\$ 50
	I-821D	Consideration of Deferred Action for Childhood Arrivals	\$ 495
	I-867****	Record of Sworn Statement in Proceedings under Section 235(b)(1) of the Act (Credible Fear)	
	I-881	App. for Susp. of Deport. or Spec. Rule Cancel. of Remove. (Sect. 203 of Public Law 105-100 (NACARA))	\$ 285
	I-899****	Record of Determination/Reasonable Fear Worksheet	
	I-914	Application for T Nonimmigrant Status	\$ -
	I-918	Petition for U Nonimmigrant Status	\$ -
	I-929	Petition for Qualifying Family Member of a U-1 Nonimmigrant	\$ 230
Citizenship and Nationality			
	N-300	Application to File Declaration of Intention	\$ 270
	N-336	Req. for a Hearing on a Decision in Natz. Proceedings (Under Sect. 336 of the INA)	\$ 700
	N-400	Application for Naturalization (Military)	\$ -
	N-400	Application for Naturalization	\$ 640
	N-470	Application to Preserve Residence for Naturalization Purposes	\$ 355
	N-565	Application for Replacement Naturalization/Citizenship Document	\$ 555
	N-600	Application for Certificate of Citizenship	\$ 1,170
	N-644	Application for Posthumous Citizenship	\$ -
	N-648	Medical Certification for Disability Exceptions	\$ -
Other			
	I-90	Application to Replace Permanent Resident Card	\$ 455
	I-102	Application for Replacement/Initial Nonimmigrant Arrival-Departure Document	\$ 445
	I-131***	Application for Travel Document	\$ 575
	I-131***	Application for Travel Document (Advance Parole)	\$ 575
	I-131***	Application for Travel Document (Parole-in-Place)	\$ 575
	I-193	Application for Waiver of Passport and/or Visa	\$ 585
	I-360	Petition for Amerasian, Widow(er), or Special Immigrant	\$ 435
	I-485*	Application to Register Permanent Residence or Adjust Status (Other)	\$ 1,140
	I-539	Application To Extend/Change Nonimmigrant Status	\$ 370
	I-824	Application for Action on an Approved Application or Petition	\$ 465
	Waivers****	Waivers	
	I-290B	Notice of Appeal or Motion	\$ 675

Notes:

* Filing fee of an I-485 application is usually \$1,140, except that: 1) the filing fee is \$750 for anyone who is under 14 and filing with the I-485 application of at least one parent, or 2) filing fee is \$0 if filing Form I-485 is based on having been admitted to the U.S. as a refugee

** No filing fee is required if the applicant is filing Form I-765 along with Form I-485, or has a pending Form I-485 application on file.

*** Filing fee of Form I-131 varies from \$105 to \$575 depending on the age of the applicant and the type of the application. No filing fee for Form I-131 if the applicant: 1) is filing Form I-131 Application Type B or D; 2) is filing Form I-131 along with a Form I-485; or 3) has a pending Form I-485 application on file.

**** No data available

Data Source: <https://www.uscis.gov/archive/our-fees>

Prepared by: IIUSA



Exhibit C: Adjustments

According to USCIS,⁴ there is no filing fee for a Form I-765 and Form 131 application if the applicant:

- filed a Form I-485 with a fee on/after July 30, 2007; and
- has a Form I-485 application that is still pending.

Since Form I-765 applications account for a relatively high volume of employment-based cases and Form I-131 applications represent a good portion of total cases under the “other” category, adjustments are required to exclude Form I-765 and Form 131 cases with no filing fees from our calculation of USCIS’ revenue streams from filing fees.

Specifically, the numbers of Form I-765 cases that were filed or adjudicated under category C09 and C09P listed on *Form I-765 Application for Employment Authorization All Receipts, Approvals, Denials Grouped by Eligibility Category and Filing Type* were excluded from the calculation of filing fees for the employment-based category.⁵ In addition, since USCIS did not publish any data on Form I-131 by application type, we used the numbers of Form I-765 applications under the C09P category as a proxy of the number of Form I-131 with no filing fee, assuming an applicant who files a Form I-765 under C09P is likely to file a Form I-131 at the same time. Our assumption may result in an overestimate of the number of Form I-131 cases with no filing fees, hence a conservative estimate on the revenues collected from Form I-131 cases.

In addition, USCIS have not yet published any data on *Form I-765 Application for Employment Authorization All Receipts, Approvals, Denials Grouped by Eligibility Category and Filing Type* for FY2020. We used the average percentages of C09 and C09P cases in total Form I-765 cases in FY2018 and FY2019 to approximate the number of Form I-765 cases under the C09 and C09P categories in the first half of FY2020 and the number of Form I-131 cases with no filing fees in Q1 and Q2 FY2020. See Table C1 for our results.

⁴ Instructions for Form I-765 (PDF, 389.63 KB), USCIS; I-131, Application for Travel Document <https://www.uscis.gov/i-131>

⁵ USCIS Form I-765 Application for Employment Authorization All Receipts, Approvals, Denials Grouped by Eligibility Category and Filing Type (FY2018 & FY2019). https://www.uscis.gov/sites/default/files/document/data/I-765_Application_for_Employment_FY03-19.pdf. Accessed on July 27, 2020.

Table C1: Form I-765 Application for Employment Authorization All Receipts, Approvals, Denials Grouped by Eligibility Category and Filing Type

FY	EAD Eligibility Category	EAD Category Description	Total Received	% of Total	Total Approved	% of Total	Total Denied	% of Total
2020*	Grand Total (Q1+Q2)		1,043,323	100%	959,482	100%	115,769	100%
	C09 (Estimates)	FILED I-485, APPL FOR ADJSTMNT/SEC 245	198,231	19%	114,839	12%	62,379	54%
	C09P (Estimates)	APPL FOR ADJSTMNT/SEC245/ADVANCE PAROLE	125,199	12%	118,417	12%	2,074	2%
2019	Grand Total		2,189,374	100%	1,888,395	100%	247,067	100%
	C09	FILED I-485, APPL FOR ADJSTMNT/SEC 245	420,029	19%	205,370	11%	150,861	61%
	C09P	APPL FOR ADJSTMNT/SEC245/ADVANCE PAROLE	188,397	9%	231,235	12%	3,992	2%
2018	Grand Total		2,140,758	100%	1,969,657	100%	172,732	100%
	C09	FILED I-485, APPL FOR ADJSTMNT/SEC 245	385,009	18%	257,283	13%	80,673	47%
	C09P	APPL FOR ADJSTMNT/SEC245/ADVANCE PAROLE	260,098	12%	244,994	12%	3,398	2%

* 2020 data constitute the grand total as reported on All USCIS Application and Petition Form Types (Fiscal Year 2020, 2nd Quarter, Jan. 1-March 31, 2020) and author's estimates on C09 and C09P based on the average volumes in FY2018 and FY2019

Data Source: All USCIS Application and Petition Form Types (FY2018 - FY2020, Q2); Form I-765 Application for Employment Authorization All Receipts, Approvals, Denials Grouped by Eligibility Category and Filing Type(FY2018 - FY2019)

Prepared by: IIUSA

