



2021 VIOLENCE & DISRUPTION STATISTICS

OVERVIEW

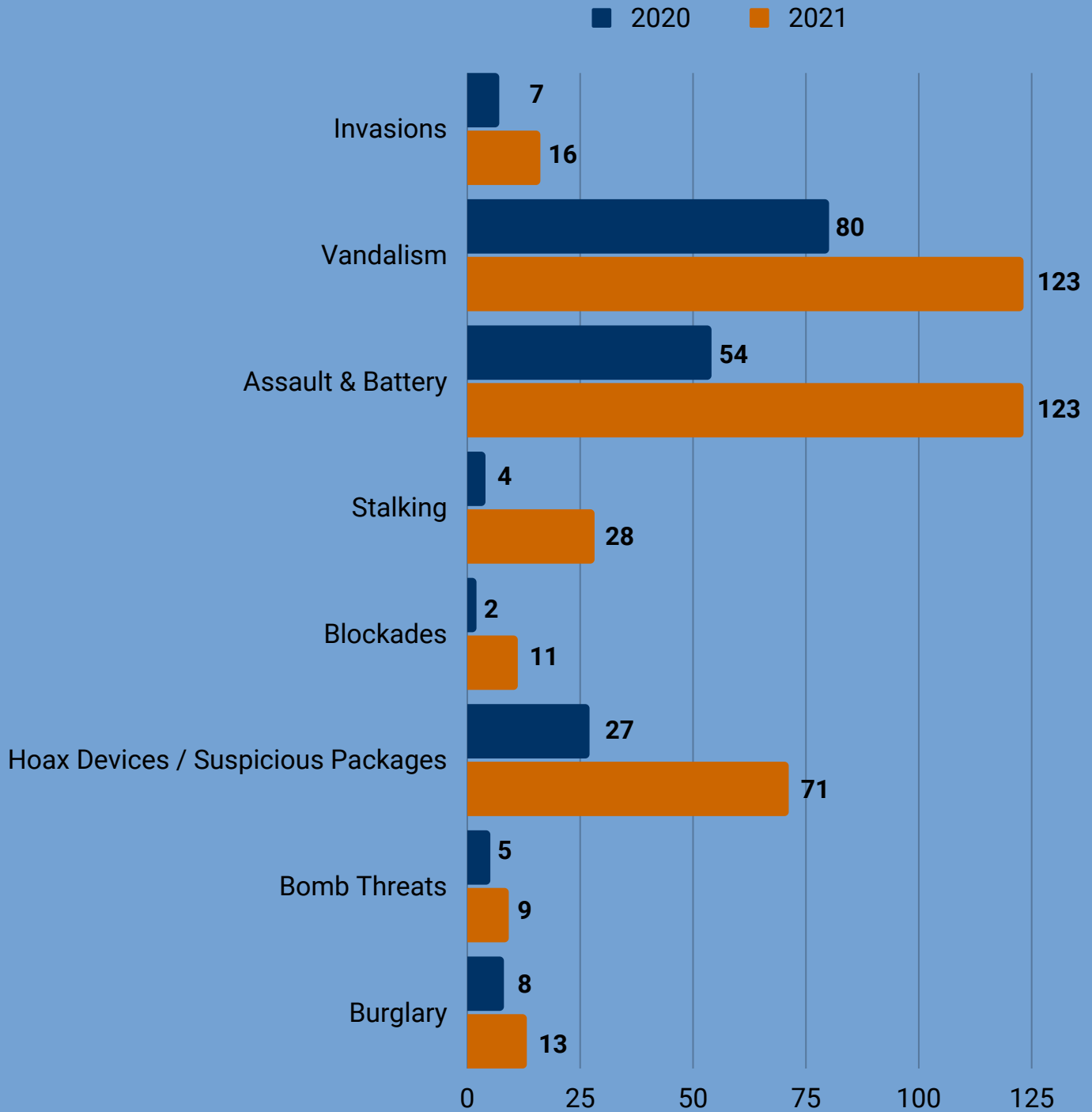
The 2021 Violence & Disruption Statistics show a concerning, but sadly unsurprising, increase in intimidation tactics, vandalism, and other activities aimed at disrupting services, harassing providers, and blocking patients' access to abortion care. We saw the most significant increases in stalking (600%), blockades (450%), hoax devices/suspicious packages (163%), invasions (129%), and assault and battery (128%) compared to 2020.

As the COVID-19 pandemic stretched into a second year, abortion providers grappled with the ongoing challenges of providing health care during a public health crisis, including staff shortages due to illness, stress, or burnout. In some cases, these shortages caused clinics to close temporarily. Others remained open, but did not have staff available to monitor protesters or track anti-abortion incidents and activity. Additionally, COVID restrictions limited the presence of volunteer escorts who often witness and report trespassing and other incidents outside of some clinics. Several members moved locations in 2021, which required them to be closed for some period of time and led to a reduction in anti-abortion activity. In one case, the clinic's new location does not allow any protesters on the property so they experienced and ultimately reported less picketing and obstruction than they had in previous years. One of the clinics that previously reported hundred of incidents of obstruction in both 2019 and 2020 closed this year and thus did not report any incidents of obstruction. Had this clinic reported at the same rate as the previous two years, obstruction numbers would have increased this year. As a result of these challenges, we suspect underreporting in several categories, including picketing, hate mail/calls, hate email/internet harassment, obstruction, and trespassing.

On January 6, 2021, the world watched as violent insurrectionists stormed the U.S. Capitol and tried to overthrow the government. Abortion providers recognized a number of the people at the Capitol as they are the same individuals who target abortion clinics and harass and terrorize clinic staff. This report includes additional information about the role of the anti-abortion movement in the insurrection and the relationship between white supremacy and anti-abortion ideology.

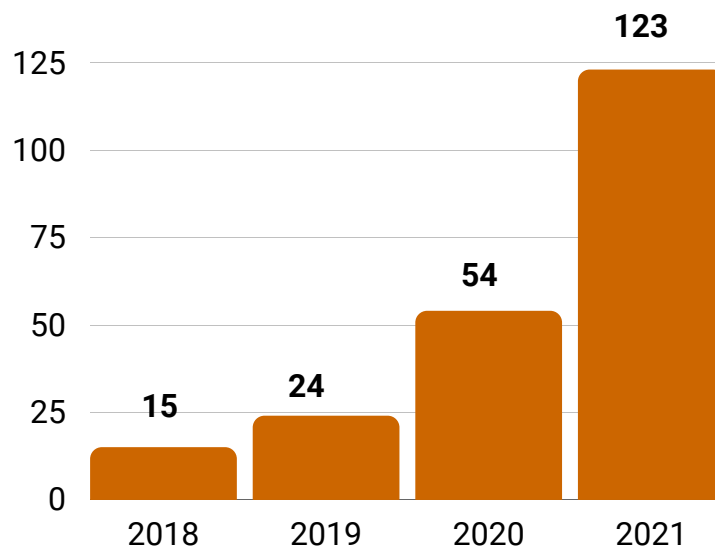
Although we saw a decrease in some activities, including clinic arsons—with two facilities targeted in 2021, compared to five in 2020—overall, harassment and violence have steadily increased in the last 45 years and remain a part of daily life for many abortion providers.

2021 INCREASES



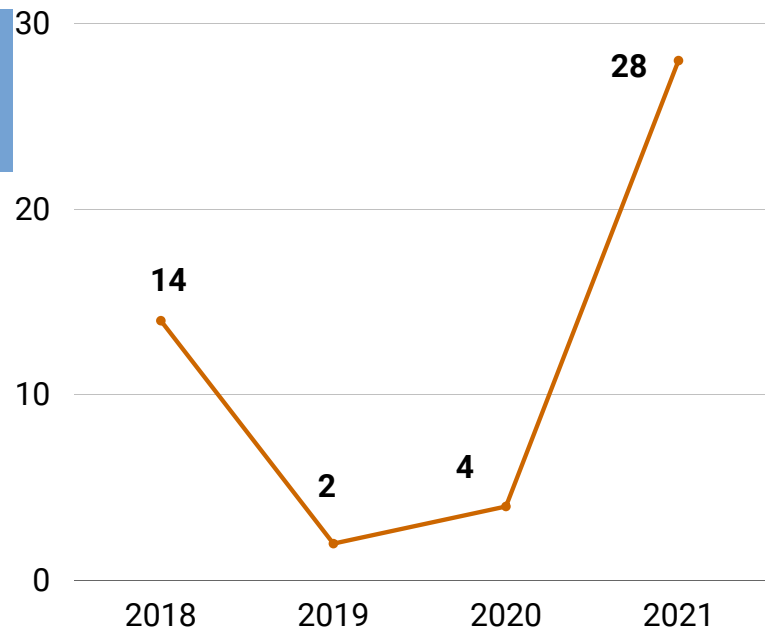
ASSAULT & BATTERY

As in previous years, NAF members reported an increase in assault and battery outside of clinics, with the majority of incidents involving anti-abortion protesters having altercations with clinic escorts, clinic staff, patient companions, and patients. We received reports of anti-abortion individuals pushing, shoving, using pepper spray against, slapping, kicking, and physically fighting clinic escorts, staff, and others outside of clinics.

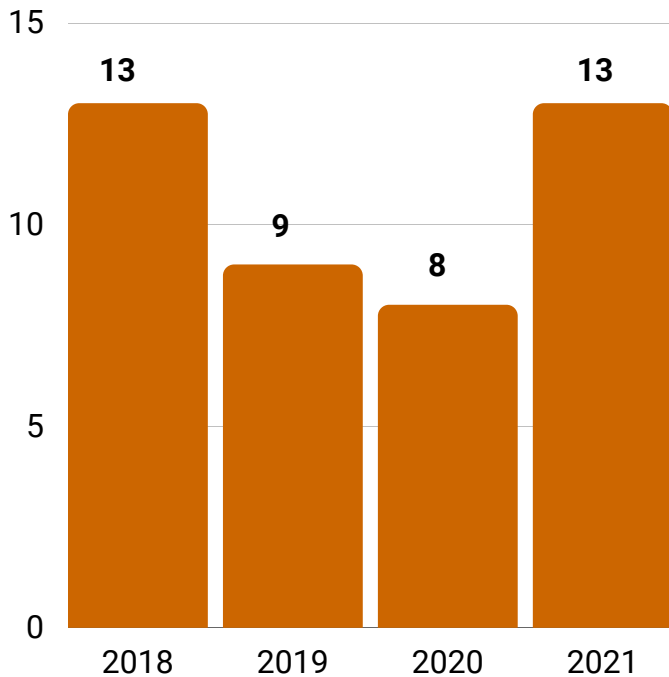


STALKING

Our abortion-providing members in Colombia reported more than half (16 of 28 or 57%) of the 2021 reports of stalking. Clinic staff reported being followed en route to and from clinics. By comparison, 12 incidents of stalking were reported in the U.S., which alone represents a 200% increase over 2020 reports.



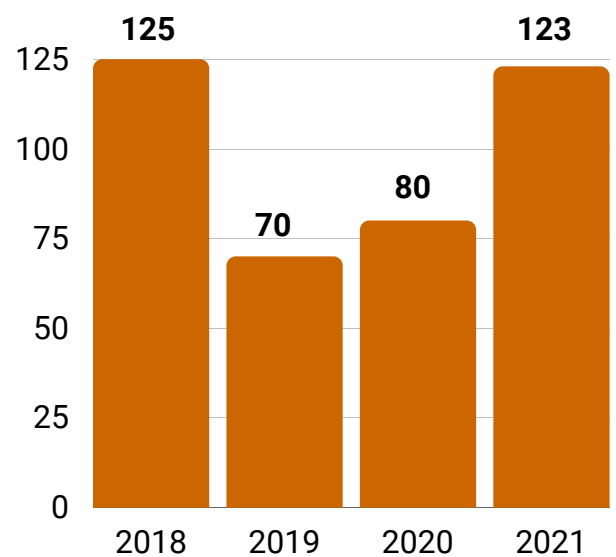
BURGLARY



After a slight decline in 2020, burglaries increased by 63% in 2021. Burglary typically results in damage to property and carries a definite boldness to commit. One specific report from a member in Texas mentioned that file cabinet drawers were gone through as if the perpetrator was looking for patient charts but was unsuccessful, and ultimately very little of value was taken. This incident occurred shortly after an abortion ban (Senate Bill 8) went into effect in the state on September 1, 2021.

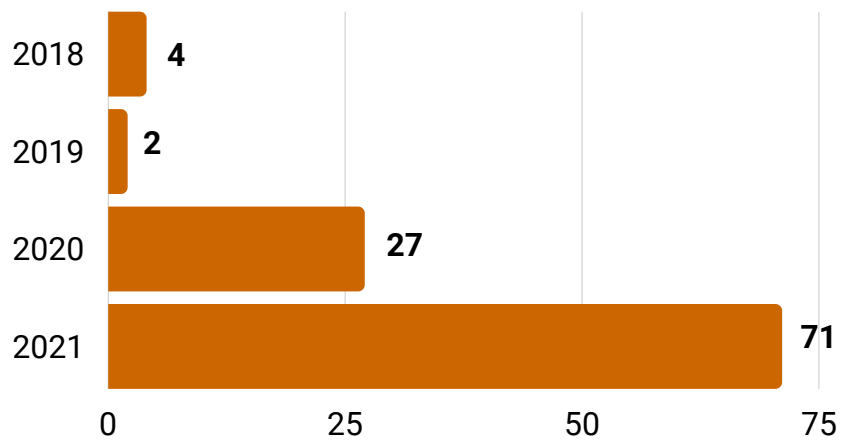
We saw a 54% increase in acts of vandalism targeting abortion providers in 2021. These acts included multiple incidents of bullets being fired through clinic windows, damage to HVAC equipment, cutting of power sources, bricks and rocks thrown through or at windows, and signs damaged.

VANDALISM



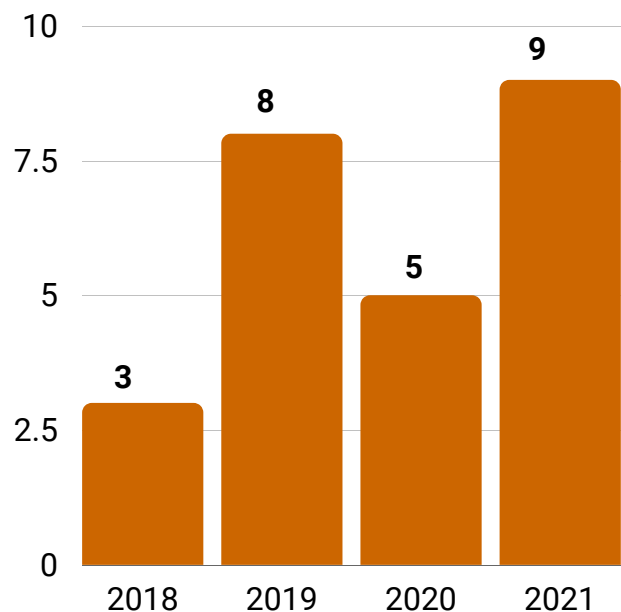
HOAX DEVICES / SUSPICIOUS PACKAGES

We documented a 163% increase in hoax devices or suspicious packages at clinics. These include strange or unusual items that cause concern and usually result in law enforcement being called to investigate. Because of the history of attacks involving packages that contained dangerous materials, clinics have to treat these situations with maximum precaution and they can be very time-consuming to manage and disruptive to services.



BOMB THREATS

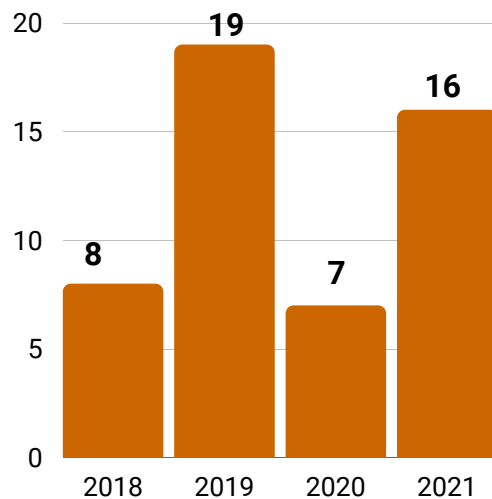
Bomb threats can be communicated to clinics in a variety of ways and we saw an 80% increase in bomb threats this year. These incidents may require the clinic to evacuate or call law enforcement and can be very disruptive to patient care.



INVASIONS

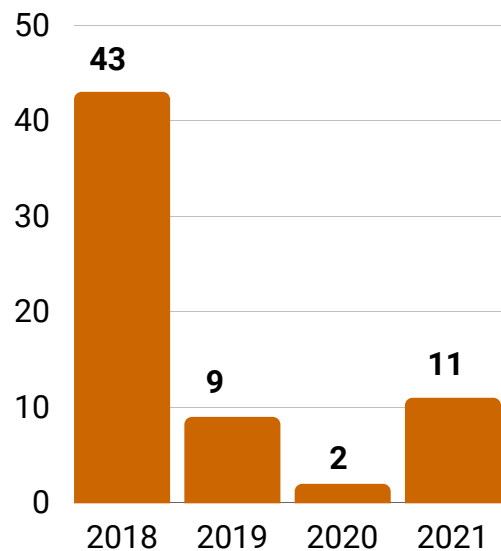
In April, four anti-choice extremists entered a clinic in Long Island, NY, and remained inside for 1.5 hours before they were arrested. After they were removed, police conducted an hour-long room-by-room search of the rest of the building, including several other businesses, during which time clinic staff left the building. The invaders were arrested and charged with "Obstructing Government Administration".

In recent years, we have documented a disturbing trend of clinic invasions. These invasions vary in length and can delay patient care. In some cases, the perpetrators make fake appointments to gain access to the clinic while posing as patients and they cause disruptions and refuse to leave until law enforcement is called. In others, they force their way into the clinic unannounced and refuse to leave.



BLOCKADES

The Freedom of Access to Clinic Entrances (FACE) Act has been particularly effective in reducing the incidence of clinic blockades since its enactment in 1994. Still, we see some blockade activity and in 2021, saw a 450% increase in blockades from 2020. In January 2021, seven extremists blocked the doors to an Arkansas clinic. In April, anti-abortion individuals blocked the entrances to a clinic in Michigan. One of the extremists chained herself to the door with a bike lock that had to be cut off by the police.



THE JANUARY 6TH INSURRECTION

The people who threaten clinic workers and harass individuals seeking abortion care are often the same people who participate in other violent and extremist activities that are deeply harmful.

The overlap between white nationalists and the anti-abortion movement has existed for many years. In 1985, the Ku Klux Klan (KKK) began creating wanted posters listing the personal information of abortion providers. The first murder of an abortion provider, Dr. David Gunn, was perpetrated by a white supremacist who was mentored by former Klansman John Burt. Burt once told *The New York Times*: "Fundamentalist Christians and those people [the Ku Klux Klan] are pretty close, scary close, fighting for God and country. Some day we may all be in the trenches together in the fight against the slaughter of unborn children."

This pattern of overlapping hate and violence has continued to this day. Some of the same anti-abortion extremists who target clinics also participated in the January 6th insurrection at the U.S. Capitol. A few examples include:

- Convicted arsonist and anti-abortion extremist John Brockhoeft live-streamed from outside the Capitol.
- Derrick Evans, a member of the West Virginia House of Delegates and frequent protester at the state's sole abortion clinic entered the Capitol and was later charged with two federal misdemeanors and resigned his seat.
- Jason Storms, National Director of Operation Save America, Associate Pastor at Mercy Seat Christian Church, and Founder of Faithful Soldier Training Camp shared a video of himself on the scaffolding at the Capitol calling for revolution.
- There's video of Tayler Hansen, Founder of Baby Lives Matters, inside the Capitol next to the woman who was shot.
- Jeff Durbin, Founder of Apologia Studios and an associate of Operation Save America shared multiple videos of himself at the Capitol on January 6th.
- Oklahoma State Senator Warren Hamilton, an associate of Operation Save America, appeared outside the Capitol with other Senators.


METHODOLOGY

NAF has been tracking incidents of violence and disruption against reproductive health care providers since 1977. NAF asks our member facilities and allied organizations to submit monthly reports on the anti-abortion incidents that they experience. We conduct telephone and email follow up to our member clinics to acquire completed reports and to gather additional information about reported incidents as needed. If we are not able to validate an incident, it is not included in our statistics, which suggests that actual incidents are higher than reported. This year, 80% of our facility members reported data to us. In the 2021 statistics, we suspect underreporting in a number of categories, including picketing, hate mail/calls, hate email/internet harassment, obstruction, and trespassing.

NAF continues to work with an outside security firm to monitor threats and track scheduled anti-abortion events. NAF collects and compiles this data to detect patterns in anti-abortion criminal activities and appropriately report these trends to law enforcement.

Numbers prior to 2013 represent the United States and Canada only. Numbers from 2013-2021 represent the United States, Canada, Mexico City, and Colombia.

The National Abortion Federation (NAF) is the professional association of abortion providers. We represent all types of abortion providers. Our members include private and non-profit clinics, Planned Parenthood affiliates, women's health centers, physicians' offices, hospitals, and virtual providers in the U.S. and Canada. Our members also include public hospitals and both public and private clinics in Mexico City and private clinics in Colombia.

	NAF VIOLENCE AND DISRUPTION STATISTICS (2020 - 2021)		
	INCIDENTS OF VIOLENCE & DISRUPTION AGAINST ABORTION PROVIDERS		
	2020	2021	Totals 2020 - 2021
Violence			
Murder	0	0	0
Attempted Murder	0	0	0
Bombing	0	0	0
Arson	5	2	7
Attempted Bombing / Arson	4	1	5
Invasion	7	16	23
Vandalism	80	123	203
Trespassing ¹	1,265	977	2,242
Butyric Acid Attacks	0	0	0
Anthrax / Bioterrorism Threats	0	0	0
Assault & Battery	54	123	177
Death Threats / Threats of Harm ²	200	182	382
Kidnapping	0	0	0
Burglary ³	8	13	21
Stalking ⁴	4	28	32
Totals	1,627	1,465	3,092
Disruption			
Hate Mail / Harassing Calls	3,413	2,999	6,412
Hate Email / Internet Harassment ⁵	24,646	25,026	49,672
Hoax Devices / Suspicious Packages ⁶	27	71	98
Bomb Threats	5	9	14
Picketing ⁷	115,517	114,093	229,610
Obstruction ⁸	2,712	2,439	5,151
Totals	146,320	144,637	290,957
Clinic Blockades			
Number of Incidents	2	11	13
Number of Arrests ⁹	18	27	45

¹ Tabulation of trespassing began in 1999.

² Death Threats, as of 2015, include any reported or discovered "Threats of Harm."

³ This category includes incidents of Burglary, Robbery, and Theft that occurred at a reproductive health facility.

⁴ Stalking is defined as the persistent following, threatening, and harassing of an abortion provider, staff member, or patient away from the clinic. Tabulation of stalking incidents began in 1993.


⁵ Tabulation of email harassment began in 2002. As of mid-November 2015, enhanced technology allowed for an increased ability to document internet harassment.

⁶ Tabulation of hoax devices began in 2002.

⁷ NAF changed its method of collecting picketing data in 2012. Obstruction was separated into its own category.

⁸ Tabulation of obstructions began in 2012. Obstruction is defined as the act of causing a delay or an attempt to cause a delay in the conduct of business or prevent persons from entering or exiting an area. This would apply to violations of the FACE Act.

⁹ The "number of arrests" represents the total number of arrests, not the total number of persons arrested. Many individuals were arrested multiple times.

	NAF VIOLENCE AND DISRUPTION STATISTICS (2010 - 2019) INCIDENTS OF VIOLENCE & DISRUPTION AGAINST ABORTION PROVIDERS										
	2010	2011	2012	2013	2014	2015	2016	2017	2018	2019	Totals 2010-2019
Violence											
Murder	0	0	0	0	0	3	0	0	0	0	3
Attempted Murder	0	0	0	0	0	9	0	0	0	0	9
Bombing	0	1	0	0	0	0	0	0	0	0	1
Arson	0	1	5	0	1	4	1	1	1	1	15
Attempted Bombing / Arson	1	1	0	0	0	0	0	1	1	0	4
Invasion	0	0	0	8	1	6	7	11	8	19	60
Vandalism	22	27	12	5	12	67	109	92	125	70	541
Trespassing ¹	45	69	47	264	78	118	247	823	1,135	1,507	4,333
Butyric Acid Attacks	0	0	0	0	0	0	0	0	0	0	0
Anthrax / Bioterrorism Threats	1	1	0	0	0	0	0	0	0	0	2
Assault & Battery	4	3	7	0	1	6	36	36	15	24	132
Death Threats / Threats of Harm ²	2	2	6	2	1	94	33	62	57	92	351
Kidnapping	0	0	0	0	0	0	0	0	0	0	0
Burglary ³	13	8	5	0	1	9	66	34	13	9	158
Stalking ⁴	7	1	6	20	4	9	22	21	14	2	106
Totals	95	114	88	299	99	325	521	1,081	1,369	1,724	5,715
Disruption											
Hate Mail / Harassing Calls	404	365	452	420	367	373	869	1,156	1,388	3,123	8,917
Hate Email / Internet Harassment ⁵	44	17	41	88	91	25,839	42,726	15,773	21,252	22,366	128,237
Hoax Devices / Suspicious Packages ⁶	8	2	7	2	9	35	29	30	4	2	128
Bomb Threats	12	1	1	4	1	4	9	8	3	8	51
Picketing ⁷	6,347	4,780	5,706	5,574	5,402	21,715	61,562	78,114	99,409	123,228	411,837
Obstruction ⁸			79	396	251	242	580	1,704	3,038	3,387	9,677
Totals	6,815	5,165	6,286	6,484	6,121	48,208	105,775	96,785	125,094	152,114	558,847
Clinic Blockades											
Number of Incidents	1	5	6	3	23	45	51	104	43	9	290
Number of Arrests ⁹	0	0	4	1	0	0	1	10	2	0	18

¹ Tabulation of trespassing began in 1999.

² Death Threats, as of 2015, include any reported or discovered "Threats of Harm."

³ This category includes incidents of Burglary, Robbery, and Theft that occurred at a reproductive health facility.

⁴ Stalking is defined as the persistent following, threatening, and harassing of an abortion provider, staff member, or patient away from the clinic. Tabulation of stalking incidents began in 1993.


⁵ Tabulation of email harassment began in 2002. As of mid-November 2015, enhanced technology allowed for an increased ability to document internet harassment.

⁶ Tabulation of hoax devices began in 2002.

⁷ NAF changed its method of collecting picketing data in 2012. Obstruction was separated into its own category.

⁸ Tabulation of obstructions began in 2012. Obstruction is defined as the act of causing a delay or an attempt to cause a delay in the conduct of business or prevent persons from entering or exiting an area. This would apply to violations of the FACE Act.

⁹ The "number of arrests" represents the total number of arrests, not the total number of persons arrested. Many individuals were arrested multiple times.

	NAF VIOLENCE AND DISRUPTION STATISTICS (2000 - 2009) INCIDENTS OF VIOLENCE & DISRUPTION AGAINST ABORTION PROVIDERS										
	2000	2001	2002	2003	2004	2005	2006	2007	2008	2009	Totals 2000-09
Violence											
Murder	0	0	0	0	0	0	0	0	0	1	1
Attempted Murder	1	0	0	0	0	0	0	0	0	0	1
Bombing	0	1	0	0	0	0	0	0	0	0	1
Arson	2	2	1	3	2	2	0	2	0	0	14
Attempted Bombing / Arson	3	2	0	0	1	6	4	2	1	1	20
Invasion	4	2	1	0	0	0	4	7	6	1	25
Vandalism	56	58	60	48	49	83	72	59	45	40	570
Trespassing ¹	81	144	163	66	67	633	336	122	148	104	1,864
Butyric Acid Attacks	0	0	0	0	0	0	0	0	0	0	0
Anthrax / Bioterrorism Threats	30	554	23	0	1	0	0	1	3	2	614
Assault & Battery	7	2	1	7	8	8	11	12	6	9	71
Death Threats / Threats of Harm ²	9	14	3	7	4	10	10	13	2	16	88
Kidnapping	0	0	0	0	0	0	1	0	0	0	1
Burglary ³	5	6	1	9	5	11	30	12	7	12	98
Stalking ⁴	17	10	12	3	15	8	6	19	19	1	110
Totals	215	795	265	143	152	761	474	249	237	187	3,478
Disruption											
Hate Mail / Harassing Calls	1,011	404	230	432	453	515	548	522	396	1,699	6,210
Hate Email / Internet Harassment ⁵			24	70	51	77	25	38	44	16	345
Hoax Devices / Suspicious Packages ⁶			41	13	9	16	17	23	24	17	160
Bomb Threats	20	31	7	17	13	11	7	6	13	4	129
Picketing ⁷	8,478	9,969	10,241	11,348	11,640	13,415	13,505	11,113	12,503	8,388	110,600
Obstruction ⁸											
Totals	9,509	10,404	10,543	11,880	12,166	14,034	14,102	11,702	12,980	10,124	117,444
Clinic Blockades											
Number of Incidents	4	2	4	10	34	4	13	7	8	1	87
Number of Arrests ⁹	0	0	0	0	0	0	0	3	1	0	4

¹ Tabulation of trespassing began in 1999.

² Death Threats, as of 2015, include any reported or discovered "Threats of Harm."

³ This category includes incidents of Burglary, Robbery, and Theft that occurred at a reproductive health facility.

⁴ Stalking is defined as the persistent following, threatening, and harassing of an abortion provider, staff member, or patient away from the clinic. Tabulation of stalking incidents began in 1993.

⁵ Tabulation of email harassment began in 2002. As of mid-November 2015, enhanced technology allowed for an increased ability to document internet harassment.

⁶ Tabulation of hoax devices began in 2002.

⁷ NAF changed its method of collecting picketing data in 2012. Obstruction was separated into its own category.

⁸ Tabulation of obstructions began in 2012. Obstruction is defined as the act of causing a delay or an attempt to cause a delay in the conduct of business or prevent persons from entering or exiting an area. This would apply to violations of the FACE Act.

⁹ The "number of arrests" represents the total number of arrests, not the total number of persons arrested. Many individuals were arrested multiple times.

naf NATIONAL ABORTION FEDERATION	NAF VIOLENCE AND DISRUPTION STATISTICS (1990 - 1999)										
	INCIDENTS OF VIOLENCE & DISRUPTION AGAINST ABORTION PROVIDERS										
	1990	1991	1992	1993	1994	1995	1996	1997	1998	1999	Totals 1990-99
Violence											
Murder	0	0	0	1	4	0	0	0	2	0	7
Attempted Murder	0	2	0	1	8	1	1	2	1	0	16
Bombing	1	1	0	1	1	1	2	6	1	1	15
Arson	10	8	19	12	11	14	3	8	4	7	96
Attempted Bombing / Arson	3	1	13	7	3	1	4	2	5	0	39
Invasion	19	29	26	24	2	4	0	7	5	1	117
Vandalism	26	44	116	113	42	31	29	105	46	23	575
Trespassing ¹										193	193
Butyric Acid Attacks	0	0	57	15	8	0	1	0	19	0	100
Anthrax / Bioterrorism Threats	0	0	0	0	0	0	0	0	12	35	47
Assault & Battery	6	6	9	9	7	2	1	9	4	0	53
Death Threats / Threats of Harm ²	7	3	8	78	59	41	13	11	25	2	247
Kidnapping	0	0	0	0	0	0	0	0	1	0	1
Burglary ³	2	1	5	3	3	3	6	6	6	0	35
Stalking ⁴				188	22	61	52	67	13	1	404
Totals	15	10	22	278	91	107	72	93	49	3	1,945
Disruption											
Hate Mail / Harassing Calls	21	142	469	628	381	255	605	2,829	915	82	6,327
Hate Email / Internet Harassment ⁵											
Hoax Devices / Suspicious Packages ⁶											
Bomb Threats	11	15	12	22	14	41	13	79	31	7	245
Picketing ⁷	45	292	2,898	2,279	1,407	1,356	3,932	7,518	8,402	1,808	29,937
Obstruction ⁸											
Totals	77	449	3,379	2,929	1,802	1,652	4,550	10,426	9,348	1,897	36,509
Clinic Blockades											
Number of Incidents	34	41	83	66	25	5	7	25	2	1	289
Number of Arrests ⁹	1,363	3,885	2,580	1,236	217	54	65	29	16	2	9,447

¹ Tabulation of trespassing began in 1999.

² Death Threats, as of 2015, include any reported or discovered "Threats of Harm."

³ This category includes incidents of Burglary, Robbery, and Theft that occurred at a reproductive health facility.

⁴ Stalking is defined as the persistent following, threatening, and harassing of an abortion provider, staff member, or patient away from the clinic. Tabulation of stalking incidents began in 1993.


⁵ Tabulation of email harassment began in 2002. As of mid-November 2015, enhanced technology allowed for an increased ability to document internet harassment.

⁶ Tabulation of hoax devices began in 2002.

⁷ NAF changed its method of collecting picketing data in 2012. Obstruction was separated into its own category.

⁸ Tabulation of obstructions began in 2012. Obstruction is defined as the act of causing a delay or an attempt to cause a delay in the conduct of business or prevent persons from entering or exiting an area. This would apply to violations of the FACE Act.

⁹ The "number of arrests" represents the total number of arrests, not the total number of persons arrested. Many individuals were arrested multiple times.

	NAF VIOLENCE AND DISRUPTION STATISTICS (Summary by Decade) INCIDENTS OF VIOLENCE & DISRUPTION AGAINST ABORTION PROVIDERS					
	1977 to 89	1990 to 99	2000 to 09	2010 to 19	2020 to 21	Totals
Violence						
Murder	0	7	1	3	0	11
Attempted Murder	0	16	1	9	0	26
Bombing	25	15	1	1	0	42
Arson	64	96	14	15	7	196
Attempted Bombing / Arson	37	39	20	4	5	105
Invasion	247	117	25	60	23	472
Vandalism	244	575	570	541	203	2,133
Trespassing ¹		193	1,864	4,333	2,242	8,632
Butyric Acid Attacks	0	100	0	0	0	100
Anthrax / Bioterrorism Threats	0	47	614	2	0	663
Assault & Battery	58	53	71	132	177	491
Death Threats / Threats of Harm ²	70	247	88	351	382	1,138
Kidnapping	2	1	1	0	0	4
Burglary ³	20	35	98	158	21	332
Stalking ⁴		404	110	106	32	652
Totals	767	1,945	3,478	5,715	3,092	14,997
Disruption						
Hate Mail / Harassing Calls	192	6,327	6,210	8,917	6,412	28,058
Hate Email / Internet Harassment ⁵			345	128,237	49,672	178,254
Hoax Devices / Suspicious Packages ⁶			160	128	98	386
Bomb Threats	237	245	129	51	14	676
Picketing ⁷	847	29,937	110,600	411,837	229,610	782,831
Obstruction ⁸				9,677	5,151	14,828
Totals	1,276	36,509	117,444	558,847	290,957	1,005,033
Clinic Blockades						
Number of Incidents	385	289	87	290	13	1,064
Number of Arrests ⁹	24,380	9,447	4	18	45	33,894

¹ Tabulation of trespassing began in 1999.

² Death Threats, as of 2015, include any reported or discovered "Threats of Harm."

³ This category includes incidents of Burglary, Robbery, and Theft that occurred at a reproductive health facility.

⁴ Stalking is defined as the persistent following, threatening, and harassing of an abortion provider, staff member, or patient away from the clinic. Tabulation of stalking incidents began in 1993.

⁵ Tabulation of email harassment began in 2002. As of mid-November 2015, enhanced technology allowed for an increased ability to document internet harassment.

⁶ Tabulation of hoax devices began in 2002.

⁷ NAF changed its method of collecting picketing data in 2012. Obstruction was separated into its own category.

⁸ Tabulation of obstructions began in 2012. Obstruction is defined as the act of causing a delay or an attempt to cause a delay in the conduct of business or prevent persons from entering or exiting an area. This would apply to violations of the FACE Act.

⁹ The "number of arrests" represents the total number of arrests, not the total number of persons arrested. Many individuals were arrested multiple times.