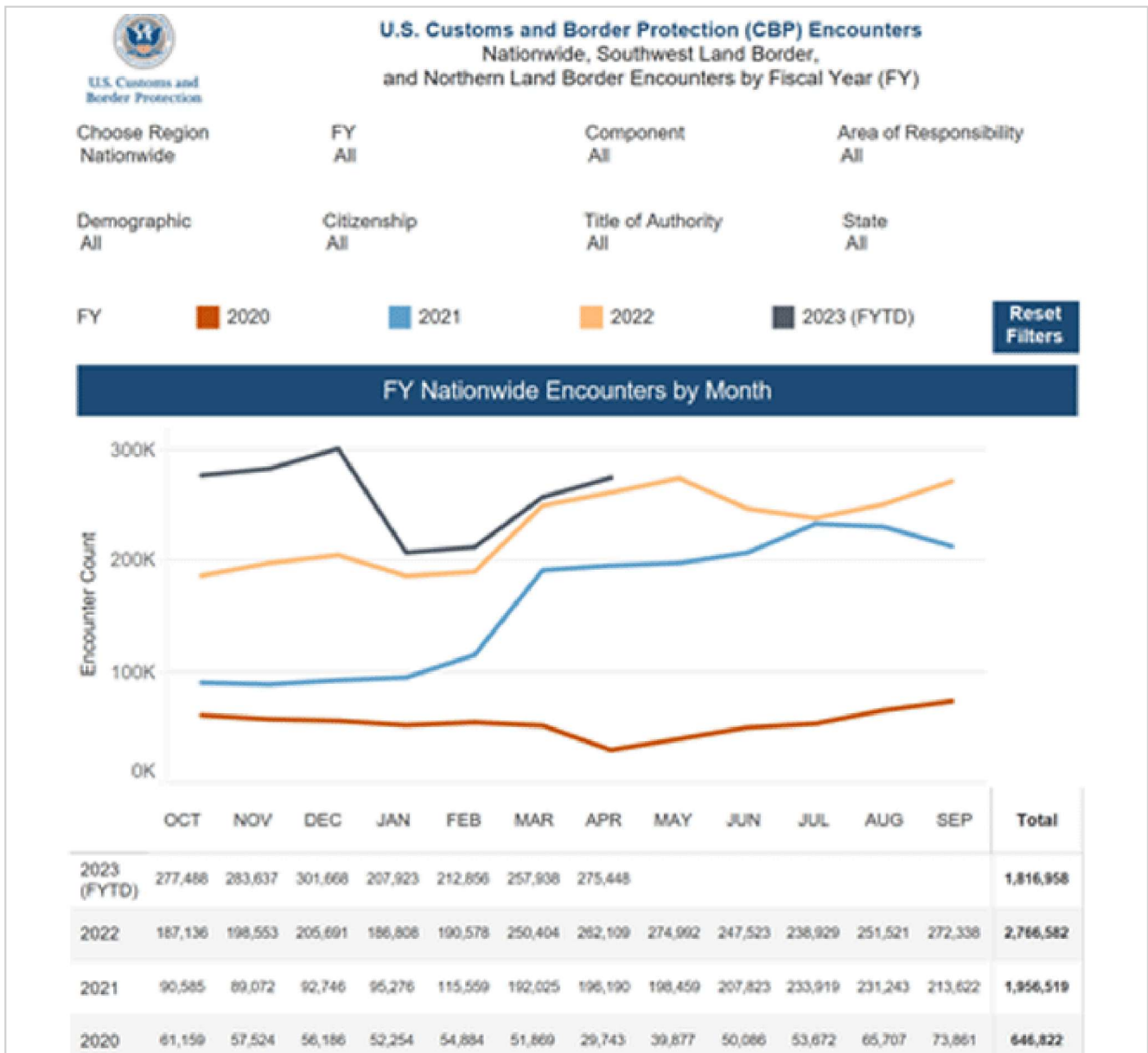




May 31, 2023

CBP Nationwide Encounters By Month (2020 To April 2023)



The data clearly illustrates when the invasion started. Yes, there will always be those who attempt entry, but this administration played a direct role in the current crisis with policies that facilitated cartel operations and rewarded those who entered illegally.



U.S. Customs and Border Protection

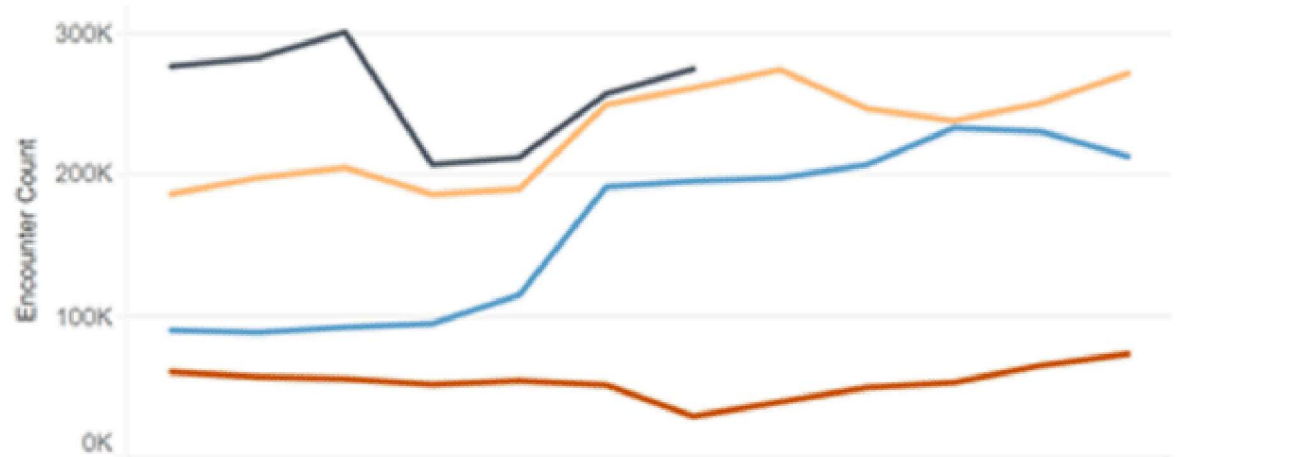
U.S. Customs and Border Protection (CBP) Encounters Nationwide, Southwest Land Border, and Northern Land Border Encounters by Fiscal Year (FY)

Choose Region: Nationwide | FY: All | Component: All | Area of Responsibility: All

Demographic: All | Citizenship: All | Title of Authority: All | State: All

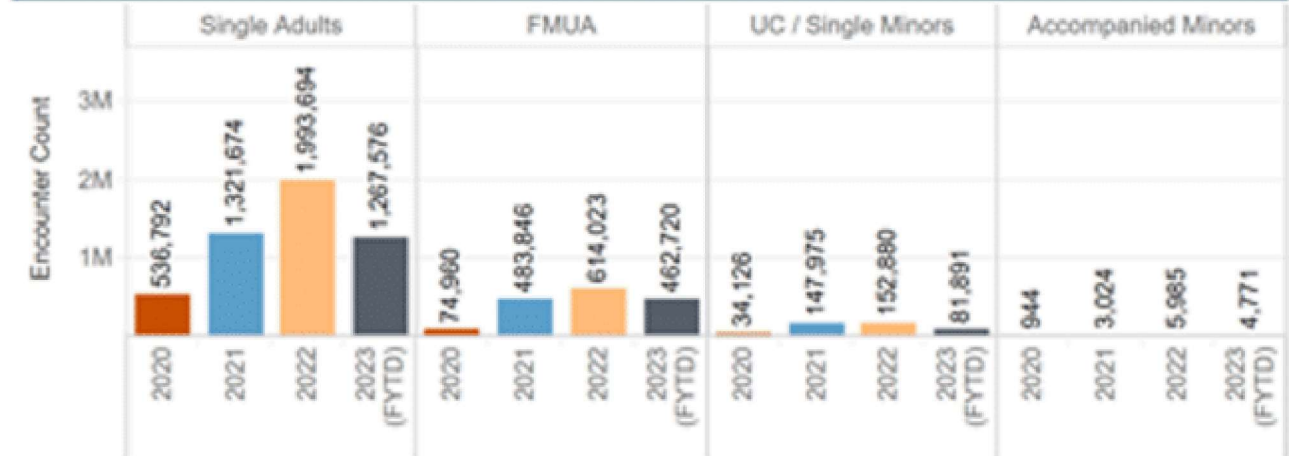
FY: 2020 (red), 2021 (blue), 2022 (orange), 2023 (FYTD) (dark grey) [Reset Filters](#)

FY Nationwide Encounters by Month



	OCT	NOV	DEC	JAN	FEB	MAR	APR	MAY	JUN	JUL	AUG	SEP	Total
2023 (FYTD)	277,488	283,637	301,668	207,923	212,856	257,938	275,448						1,816,958
2022	187,136	198,553	205,691	186,808	190,578	250,404	262,109	274,992	247,523	238,929	251,521	272,338	2,766,582
2021	90,585	89,072	92,746	95,276	115,559	192,025	196,190	198,459	207,823	233,919	231,243	213,622	1,956,519
2020	61,159	57,524	56,186	52,254	54,884	51,869	29,743	39,877	50,066	53,672	65,707	73,861	646,822

FY Comparison by Demographic



Source: USBP and OFO official year end reporting for FY20-FY22; USBP and OFO month end reporting for FY23 to date. Data


Search...



Title 8 Inadmissibles, and Title 42 Expulsions for fiscal years (FY) 2020, 2021, 2022, and 2023.

Source: Nationwide Encounters | U.S. Customs and Border Protection (cbp.gov)

RECENT POSTS



NBPC Statement On President Biden's Proclamation

[Read More »](#)



Agents Are Not Violating The Law Or Following Unlawful Orders!

[Read More »](#)

Test

[Read More »](#)

SHARE

