A photograph of the U.S. Capitol building in Washington, D.C., featuring its iconic dome and classical architecture. The image is partially obscured by a blue and purple decorative graphic at the bottom.

Testimony of Paul P. Skoutelas President and CEO American Public Transportation Association

Subcommittee on Railroads, Pipelines, and Hazardous Materials
U.S. House of Representatives
Hearing on *“Challenges and Opportunities for Commuter Railroads”*
September 24, 2019



AMERICAN PUBLIC TRANSPORTATION ASSOCIATION

Introduction

Chairman Lipinski, Ranking Member Crawford, and Members of the Subcommittee on Railroads, Pipelines, and Hazardous Materials, on behalf of the American Public Transportation Association (APTA) and its 1,500 public- and private-sector member organizations, thank you for the opportunity to testify on “*Challenges and Opportunities for Commuter Railroads*”.

My name is Paul Skoutelas, and I am the President and Chief Executive Officer (CEO) of APTA, an international association representing a \$71 billion industry that employs 430,000 people and supports millions of private-sector jobs. We are the only association in North America that represents all modes of public transportation—bus, paratransit, light rail, commuter rail, subways, waterborne services, and high-performance intercity passenger rail.¹

Public transportation not only spurs economic growth, but reduces congestion, improves air quality, saves time and money, and advances an equitable and better quality of life for our communities.

Commuter Rail

Nearly 40 years ago, Congress enacted the Northeast Rail Services Act of 1981 (P.L. 97-35) to salvage commuter rail operations from Conrail and created six commuter rail authorities.² The state of commuter rail at that time suffered from low and declining ridership and equipment long beyond its useful life. These agencies and the many others across the nation that existed then or have started anew have transformed commuter rail into an essential, reliable, growing, safe, and affordable mobility option carrying hundreds of millions of travelers each year.

Today, commuter rail is a \$9.9 billion industry, creating and supporting over 200,000 public- and private-sector jobs. Moreover, the overwhelming majority (63 percent) of this funding flows through the private sector.

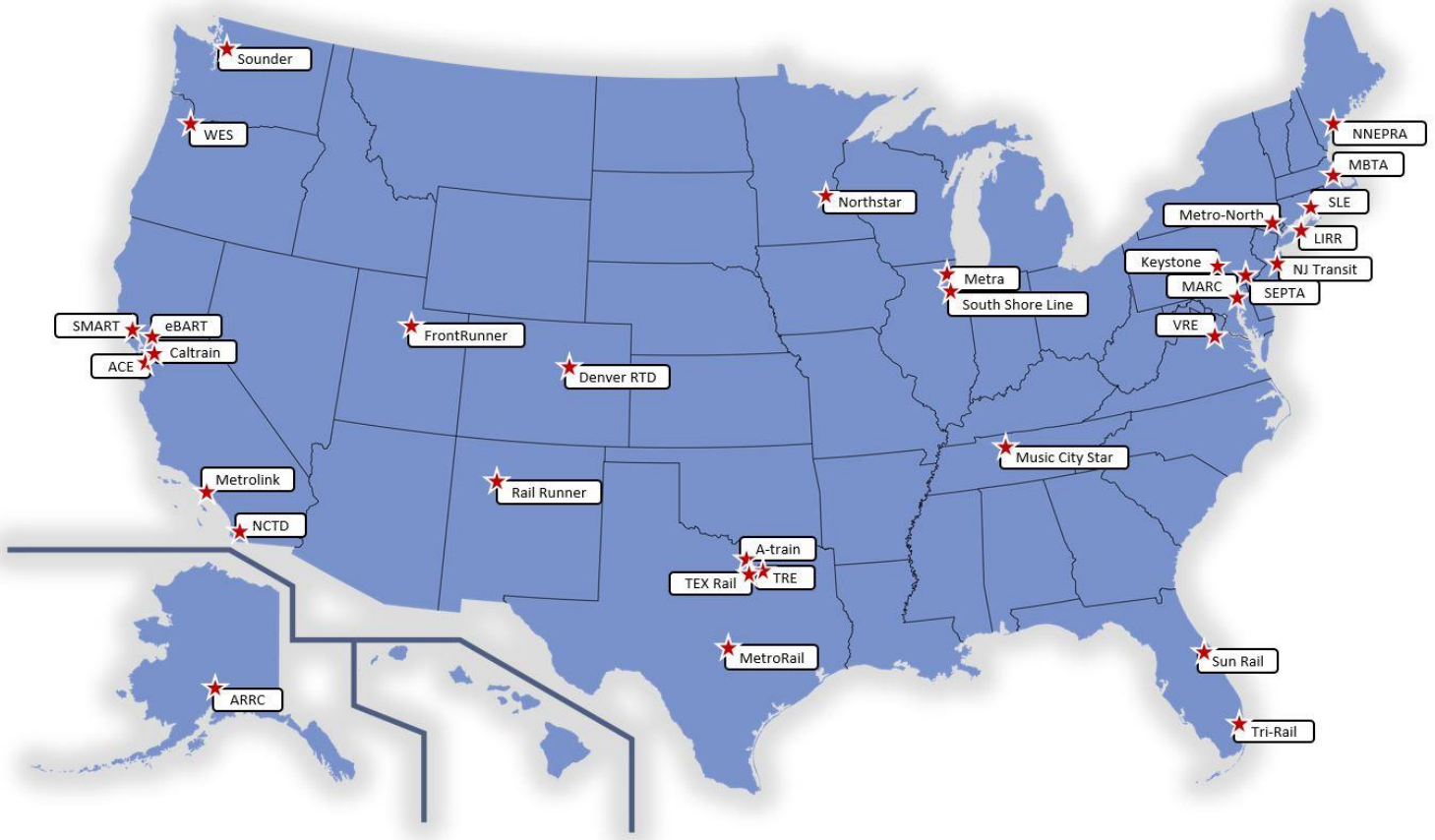
¹ APTA members include public transportation systems; planning, design, construction, and finance firms; product and service providers; academic institutions; state transit associations; and state departments of transportation.

² The six commuter rail authorities are the: Metropolitan Transportation Authority; Connecticut Department of Transportation; Maryland Department of Transportation; Southeastern Pennsylvania Transportation Authority; New Jersey Transit Corporation; and Massachusetts Bay Transportation Authority.

32 Commuter Rail Agencies

Today, there are 32 agencies operating commuter railroads,³ safely carrying passengers on more than **500 million** trips each year. Commuter rail services are higher-speed, higher capacity trains with less frequent stops. They are traditionally used to connect people from suburban areas to city centers. In the last decade, nine new commuter rail systems⁴ have begun operation, with the latest—TexRail in Fort Worth, Texas—starting up earlier this year.

Commuter Rail Agencies in the United States

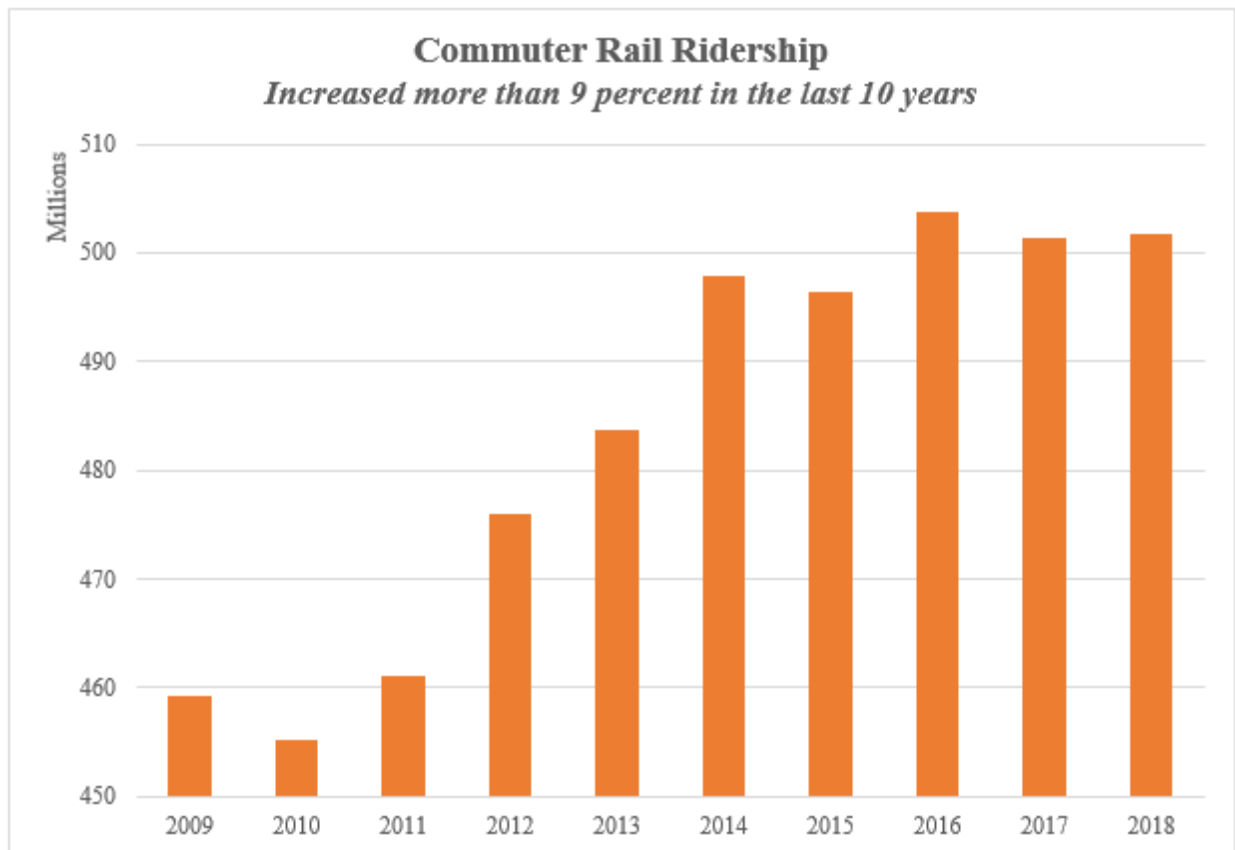


³ A list of commuter railroad agencies can be found in Appendix A. APTA’s list includes all commuter and hybrid rail agencies that receive funding from the Federal Transit Administration (FTA) and report data to the National Transit Database.

⁴ The nine new systems are Portland, OR (Westside Express, 2009); Minneapolis, MN (Northstar, 2009); Austin, TX (Capital MetroRail, 2010); Denton, TX (A Train, 2011); Orlando, FL (SunRail, 2014); Denver, CO (A Line, 2016); Marin County, CA (SMART, 2017); Antioch, CA (eBART, 2018); and Fort Worth, TX (TEXRail, 2019).

Increased Ridership and Fare Recovery

Commuter rail has enjoyed nearly constant annual ridership growth—growing by more than 42 million passenger trips (9.2 percent) over the last decade. Commuter rail has also increased fare recovery (fare revenue as a percent of operating costs) in the last decade. On average, fares recover more than one-half (52 percent) of the operating costs of commuter railroads.



Safety is a Core Value

For commuter rail operators and the entire public transportation industry, safety is a core value—a non-negotiable operating principle and promise to our riders. The men and women responsible for managing and operating public transportation systems are fully committed to the safety of their systems, passengers, employees, and the general public.

As a result of this overriding and sustained commitment to safety, public transportation is the safest form of surface transportation. Every year, 32 commuter railroads across America safely carry passengers on more than 500 million trips. And, traveling by commuter and intercity passenger rail is 18 times safer than traveling by car.

Positive Train Control

Implementation Status

APTA commuter rail members are working to make commuter rail even safer by installing and implementing Positive Train Control (PTC), a complex signaling and communications technology that provides a critical safety overlay on top of already safe commuter rail systems. All of our commuter railroads met the five statutory milestones required to be implemented by December 31, 2018, including acquiring spectrum, installing wayside equipment, installing on-board equipment, back office control set up and workforce training.

Commuter railroads are now focused on PTC implementation and are making great progress. **One-fifth of all commuter rail agencies have fully implemented PTC**, including Southern California Regional Rail Authority/Metrolink (Los Angeles, CA) and Sound Transit (Seattle, WA), who are testifying before the Subcommittee today.⁵ Four additional commuter rail agencies have implemented PTC on their railroads but are awaiting final actions from other railroads operating in the territory. The remaining commuter railroads are in revenue service demonstration or field testing and aggressively working to complete PTC implementation by the December 2020 deadline.⁶

PTC Costs

PTC will cost commuter rail operators approximately **\$4.1 billion** to implement, and almost **90 percent** of these costs are being borne by state and local governments and agencies. In addition, PTC will cost an estimated **\$160 million** each year to operate and maintain. For publicly-funded agencies that rely on federal, state, and local funding, as well as passenger fares to operate their service, these costs are staggering.

Moreover, these costs are in addition to the existing \$90 billion backlog needed to bring the current public transportation system, including commuter railroads, into a state of good repair, as estimated by the U.S. Department of Transportation. A recent survey of commuter railroad agencies found that many commuter railroads have state-of-good-repair needs that far outweigh their capital budgets, even before including the additional costs associated with implementing PTC. As a result, to fund PTC, commuter railroads have had to divert funds from other critical infrastructure and safety projects, such as replacing bridges (some of which that are more than

⁵ The six commuter rail agencies that have fully implemented PTC are Southern California Regional Rail Authority (SCRRA) (Metrolink); North San Diego County Transit District (NCTD) (Coaster); Metro Transit Northstar Commuter Rail (Northstar); Tri-County Metropolitan Transit District of Oregon (TriMet) (Westside Express); Virginia Railway Express (VRE); and Central Puget Sound Regional Transit Authority (Sounder).

⁶ TexRail began operation in 2019 and is committed to installing and implementing PTC by the December 2020 deadline; New Mexico received a temporary exemption to the PTC requirement from the Federal Railroad Administration but is committed to installing and implementing PTC by the December 2020 deadline.

100 years old), rehabilitating outdated locomotives, and upgrading tracks and other safety systems.

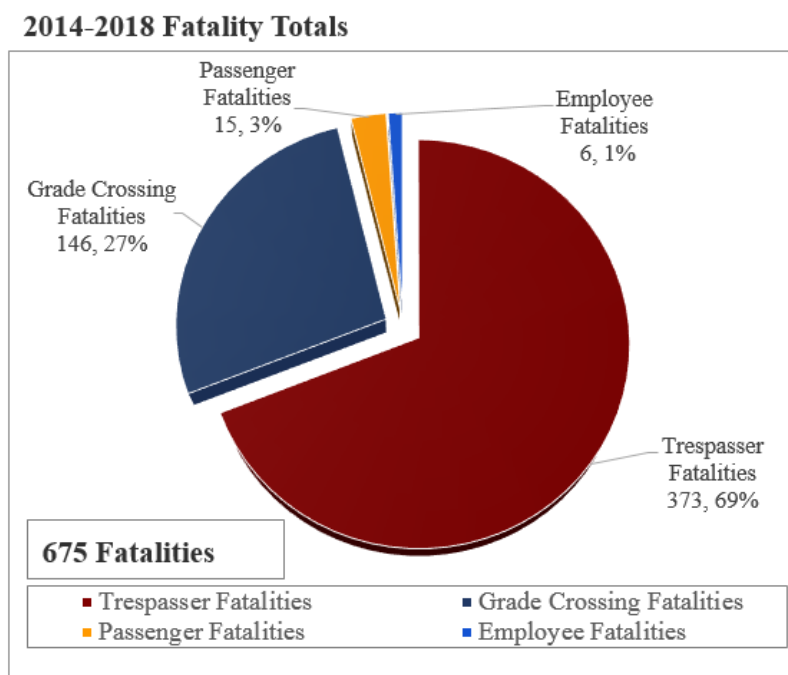
Although we greatly appreciate Congress' support for commuter railroads by allowing these railroads to be eligible for Consolidated Rail Infrastructure and Safety Improvements (CRISI) grants for PTC implementation, more investment is needed to ensure that commuter rail agencies can pay for ongoing operation and maintenance costs of PTC, and other critical infrastructure needs.

APTA urges Congress to authorize a total of \$1 billion over six years (\$160 million per year) under the CRISI program specifically to provide grants to publicly-funded commuter railroads to implement, operate, and maintain PTC.

Highway-Rail Grade-Crossing Safety and Trespassing Issues

Grade-Crossing Safety

Although great progress has been made on PTC, highway-rail grade-crossing safety and trespassing remain significant issues. Over the last five years (2014-2018), **96 percent** of commuter railroad fatalities were attributable to trespassers or highway-rail grade-crossing users.



Our commuter railroads have been working hard to mitigate these incidents, often involving unlawful entry to the railroad's right of way. These incidents cost lives, cause serious injuries

and property losses, and result in delays to the traveling public. To address highway-rail grade-crossing hazards, commuter rail agencies are using myriad treatments and technologies, including creating pedestrian crossings, constructing corridor fencing, installing delineators, and placing cameras at crossings and in rail cars. Education is key and many commuter rail agencies have participated in specific campaigns to reduce highway-rail grade-crossing incidents. Engineered solutions are very expensive to construct.

Private sector mapping technology is also critical to combating this significant safety issue. For example, the Metropolitan Transportation Authority, on behalf of the Long Island Rail Road (LIRR) and Metro-North, has partnered with Waze to integrate a railroad crossing warning into its GPS application. The application warns drivers that they are approaching a grade crossing and whether the turn is before or after the crossing along with other traffic and highway information. LIRR and Metro-North upload the grade-crossing data daily to be used in the application.

APTA is encouraged by these individual partnerships with technology companies and welcomes other map navigation developers to work with our industry to add automatic notifications of railroad grade crossings to their maps. There are too many senseless incidents and deaths because cars do not stop at grade crossings or bypass the gates. Navigation developers have created powerful tools for helping us find our way and drive more safely. With their support, we can provide an important tool to warn drivers and prevent needless accidents and deaths.

It will take a collective effort to reduce these grade-crossing incidents. Although we are grateful for Congress' continued funding of grade-crossing measures under the railway-highway crossings set-aside (23 U.S.C. §130), more needs to be done.

APTA urges Congress to authorize a total of \$1.5 billion over six years (\$225 million per year) under the CRISI program to provide grants to commuter and other high-performance passenger railroads for highway-rail grade-crossing safety initiatives.

Trespassing on Railroad Properties

Commuter railroads are also addressing the long-standing, critical issue of trespassing on railroad tracks. APTA's most recent analysis of commuter rail data over the last five years indicate that trespassing remains a major contributing factor to railroad fatalities – nearly 70 percent of rail-related fatalities were as a result of trespassing. Causal factors for trespassing-related fatalities include suicide, direct-route crossing, and general distraction.⁷ Trespassing issues are complex. Our commuter railroads have partnered with their local communities, mental health care providers, law enforcement, and national organizations to launch educational campaigns about the dangers of trespassing and to develop ways to mitigate these incidents.

APTA and its commuter rail members will continue to be leading advocates to improve railroad and public safety. We urge Congress to do its part by providing the funding that is needed to

⁷ Federal Railroad Administration, Report to Congress: National Strategy to Prevent Trespassing on Railroad Property (October 2018), at 11.

assist commuter rail in making these important safety investments. In addition, we urge Congress to ensure that the rail statutes and regulations, which are often very prescriptive, do not prevent railroads from introducing new technologies to make our railroads safer.

Federal Investment in Commuter Rail is Critically Needed

We strongly urge Congress to increase federal funding for public transportation, including commuter rail. The federal, state, and local partnership is essential to ensure that critical investments are made to our public transportation systems.

Federal funding through FTA, namely Section 5307 Urbanized Area Formula grants and Section 5337 State of Good Repair grants, provides commuter rail agencies with some assistance but falls short of the federal investment needed. Commuter railroads are also eligible for FTA's Section 5309 Capital Investment Grants (CIG) program. Since 2000, 16 commuter rail projects have received Full Funding Grant Agreements under the CIG program. In addition, five commuter rail projects, requesting \$8 billion, are in the CIG pipeline.⁸

The economic benefits of these projects reach far beyond the railroad's specific region. For example, a commuter rail project in Florida may include parts, materials, or equipment from a supplier in Alabama, Arkansas, Georgia, or Wisconsin. These commuter rail projects also represent thousands of construction jobs, manufacturing jobs, and other jobs generated by multiplier effects associated with spending on parts and materials. Appendix C illustrates the jobs created across America in rail car manufacturing.

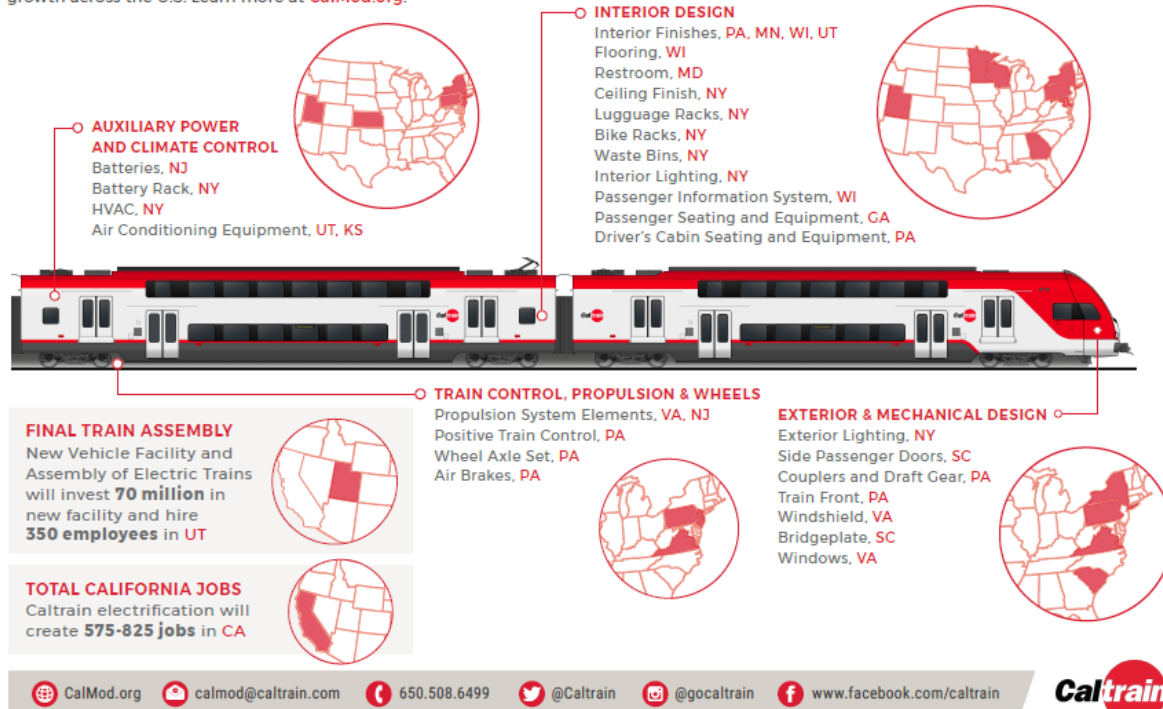
A good example of the far-reaching economic benefits of investing in commuter rail is the project that the Peninsula Corridor Joint Powers Board is undertaking to modernize its CalTrain commuter rail system. In the San Jose-San Francisco corridor, the Joint Powers Board is investing \$1.9 billion (including \$647 million of CIG funds) to electrify approximately 51 miles, providing increased service and performance improvements to the communities along this commuter route.⁹ However, the benefits of this project are felt nationwide. For instance, the electric train manufacturer (Stadler Rail) constructed a new facility with 350 employees in Utah to build the train sets and components and parts are being manufactured in 12 different states.

⁸ A list of the CIG projects with Full Funding Grant Agreements and those in the CIG pipeline is in Appendix B.

⁹ See Caltrain Modernization Project at <http://www.caltrain.com/projectsplans/CaltrainModernization.html>

ELECTRIC TRAINS

Manufacturing of the Caltrain electric trains will create jobs nationwide, which will help enhance access to opportunity and sustain economic growth across the U.S. Learn more at CalMod.org.



August 13, 2019

Moreover, after a new commuter line is constructed and operational, there are ongoing, permanent economic growth and development impacts enabled by the transportation improvements and associated economic productivity gains. Investment in commuter rail is critical to ensuring that it can continue to spur economic growth, reduce congestion, and connect people to their jobs and communities.

Surface Transportation Authorization Recommendations

Over the past 18 months, APTA has solicited input from our diverse membership on priorities for the Surface Transportation Authorization Act. At our Legislative Committee meeting on June 23, 2019, members unanimously approved APTA's surface transportation authorization recommendations, which include proposals for commuter and high-performance intercity passenger rail. In October, APTA's Board of Directors will consider these recommendations for final approval.

APTA strongly urges the Committee to invest \$145 billion over six years in public transportation and fund critical projects that will repair, maintain, and improve our public transit systems (including commuter rail) today and in the future. Our proposal, which includes **\$112 billion for Urbanized Area Formula, State of Good Repair, and CIG grants**, would address the entire state-of-good-repair backlog and fund all CIG projects in the pipeline in the next six years.

Along with this increased funding, APTA recommends that the Committee conduct a **zero-based review of the CIG program to assess all statutory, regulatory, and other administrative requirements**. We have previously testified that the bureaucratic maze that project sponsors, including commuter railroads, must adhere to is costly and burdensome.

Finally, APTA calls on the Committee to create a Passenger Rail Trust Fund funded in part with new, long-term, dedicated revenues to significantly increase passenger rail investment to **\$32 billion over six years**. This investment would include **\$7.1 billion** for CRISI grants.

As noted above, more investment is needed to ensure that commuter rail agencies can pay for ongoing operation and maintenance costs of PTC and mitigate grade-crossing incidents. **APTA urges the Committee to expand the eligibility of the CRISI grant program to commuter rail to provide funding for:**

- **Operations and maintenance of PTC (\$160 million per year/\$1 billion over six years); and**
- **Passenger Rail-Highway Grade Crossing Grants (\$250 million per year/\$1.5 billion over six years).**

Congress must provide the necessary, dedicated funding to ensure safe, reliable, and efficient commuter rail systems.

Conclusion

On behalf of APTA, thank you for giving me the opportunity to testify and share our thoughts on “*Challenges and Opportunities for Commuter Railroads*”. We look forward to working with the Committee on Transportation and Infrastructure as it writes the next Surface Transportation Authorization Act. It is imperative that we make meaningful investments in commuter rail to enable these critical services to continue to grow, serve our communities, and contribute to the national economy.

32 Commuter Rail Agencies

Appendix A

State	Primary City Name	Urbanized Area	Agency	Year Opened	Ridership 2018 (Unlinked Passenger Trips)
Alaska	Anchorage	Anchorage	Alaska Railroad Corporation (ARRC)	1923	199,666
California	Los Angeles	Los Angeles	Southern California Regional Rail Authority (SCRRA) (Metrolink)	1991	12,523,337
California	San Diego	San Diego	North San Diego County Transit District (NCTD) (Coaster & Sprinter)	1995	3,838,002
California	San Francisco	San Francisco	Peninsula Corridor Joint Powers Board (PCJPB) (CalTrain)	1992	18,562,763
California	San Francisco	San Francisco	San Francisco Bay Area Rapid Transit District (Bart) (eBART)	2018	1,316,134
California	San Rafael	San Francisco	Sonoma Marin Area Rail Transit District (SMART)	2017	714,653
California	Stockton	San Jose	Altamont Commuter Express (ACE) (ACE Rail)	1998	1,479,150
Colorado	Denver	Denver	Regional Transportation District (Denver RTD)	2016	7,619,589
Connecticut	New Haven	New Haven	Connecticut Department of Transportation Shore Line East (SLE)	1990	597,616
Florida	Miami	Miami	South Florida Regional Transportation Authority (Tri-Rail)	1989	4,414,030
Florida	Orlando	Orlando	SunRail	2014	1,114,859
Illinois	Chicago	Chicago	Northeast Illinois Regional Commuter Railroad Corp (Metra)	1856	68,446,239
Indiana	Chicago	Chicago	Northern Indiana Commuter Transportation District (NICTD) (South Shore Line)	1908	3,400,197
Maine	Portland	Portland	Northern New England Passenger Rail Authority (NNEPRA)	2001	534,058
Maryland	Baltimore	Baltimore	Maryland Area Regional Commuter (MARC)	1830	9,387,801
Massachusetts	Boston	Boston	Massachusetts Bay Transportation Authority (MBTA)	1931	32,143,251
Minnesota	Minneapolis	Minneapolis	Metro Transit Northstar Commuter Rail (Northstar)	2009	787,327
New Jersey	New York	New York	New Jersey Transit Corporation (NJ TRANSIT) (Rail & River Line)	1839	91,170,160
New Mexico	Albuquerque	Albuquerque	New Mexico (Rail Runner)	2006	771,602
New York	New York	New York	Metro-North Commuter Railroad Company (Metro-North)	1832	91,873,366
New York	New York	New York	MTA Long Island Rail Road (LIRR)	1844	105,538,101
Oregon	Portland	Portland	Tri-County Metropolitan Transportation District of Oregon (TriMet)(Westside Express)	2009	394,708
Pennsylvania	Harrisburg	Philadelphia	Pennsylvania Department of Transportation Keystone Line (Keystone)	1980	1,533,055
Pennsylvania	Philadelphia	Philadelphia	Southeastern Pennsylvania Transportation Authority (SEPTA)	1834	33,318,746
Tennessee	Nashville	Nashville	Regional Transportation Authority (Music City Star)	2006	298,765
Texas	Austin	Austin	Capital Metropolitan Transportation Authority (Metro Rail)	2010	807,869
Texas	Dallas	Dallas	Trinity Railway Express (TRE)	1990	2,039,990
Texas	Denton	Denton	Denton County Transportation Authority (A Train)	2011	409,667
Texas	Fort Worth	Dallas	TEXRail	2019	N/A
Utah	Salt Lake City	Salt Lake City	Utah Transit Authority (Front Runner)	2008	5,082,168
Virginia	Washington	Washington	Virginia Railway Express (VRE)	1992	4,529,091
Washington	Seattle	Seattle	Central Puget Sound Regional Transit Authority (Sounder)	2000	4,631,525

APTA's list includes all commuter and hybrid rail agencies that receive funding from the Federal Transit Administration and report data to the National Transit Database. NNEPRA and Keystone are operated by Amtrak and are counted in the FTA National Transit Database. TexRail opened in 2019 and therefore does not have any 2018 ridership.

Commuter Rail Capital Investment Grant Projects

(Since 2000)

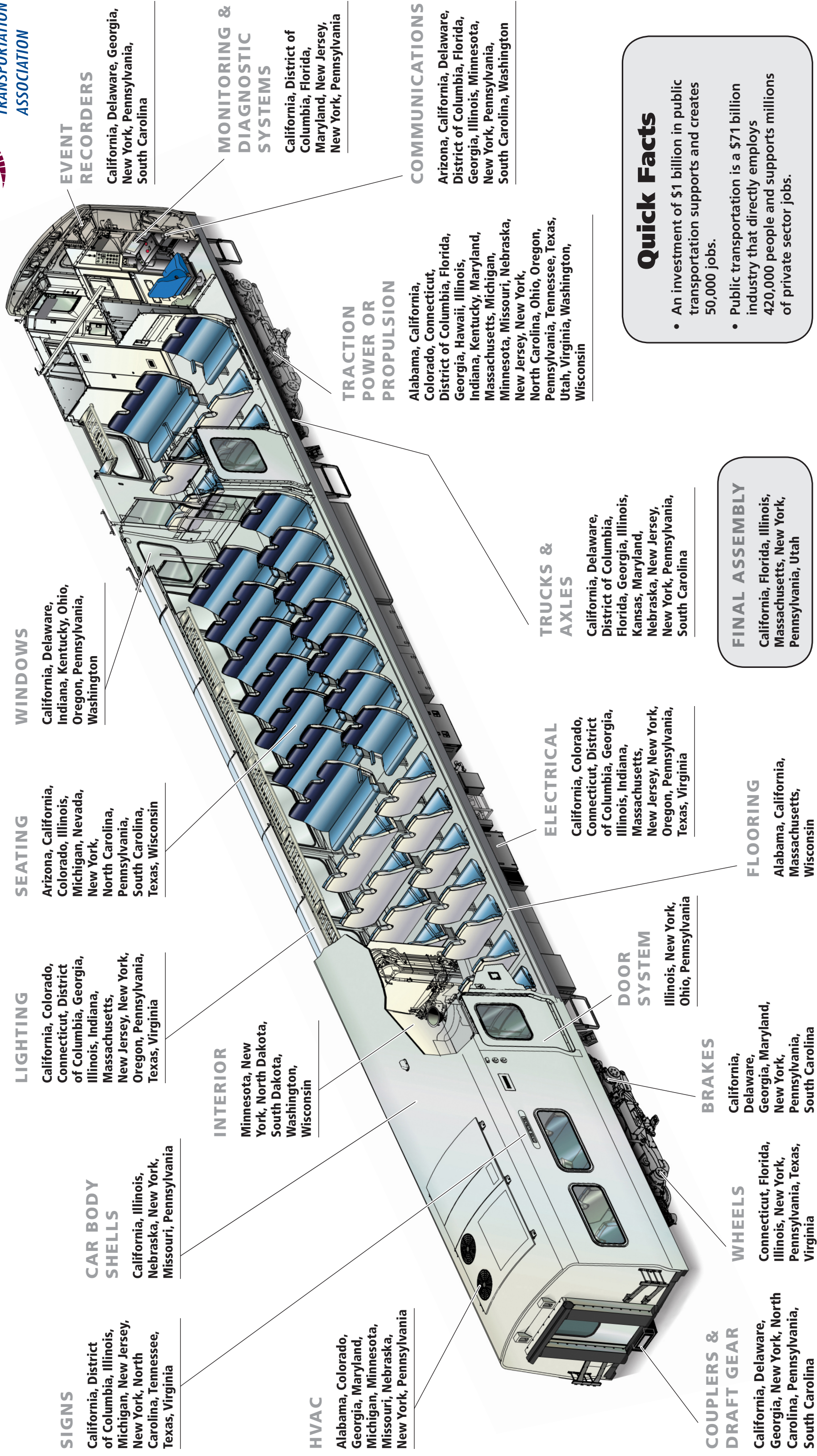
(in millions)

Appendix B

State	Project Sponsor	Project	Total Project Cost	CIG Funding
Projects with FFGAs				
CA	Joint Powers Board (Caltrain)	Caltrain Peninsula Corridor Electrification Project	\$1,931	\$647
CA	Riverside County Transportation Commission	Riverside-Perris Valley Line	\$248	\$75
CA	Sonoma-Marin Area Rail Transit District	SMART - San Raphael to Larkspur Regional Connection	\$55	\$23
CO	Denver Regional Transportation District	Denver - RTD Eagle	\$2,043	\$1,030
FL	South Florida Regional Transportation Authority	Fort Lauderdale-Tri-Rail Commuter Rail Upgrade	\$334	\$111
FL	Florida Department of Transportation	Orlando, Central Florida Commuter Rail Transit	\$357	\$179
FL	Florida Department of Transportation	Orlando, Central Florida Commuter Rail Transit Phase 2 South	\$187	\$93
IL	Regional Transportation Authority	Chicago-Metra Southwest Corridor Commuter Rail	\$198	\$103
IL	Regional Transportation Authority	Chicago-North Central	\$226	\$135
IL	Regional Transportation Authority	Chicago-UP West Line Extension	\$135	\$81
IL	Chicago Transit Authority	Chicago-Ravenswood	\$530	\$246
MIN	Metropolitan Council	Minneapolis-Northstar Corridor Rail	\$317	\$156
NY	New York Metropolitan Transportation Authority	New York - East Side Access (LIRR)	\$7,386	\$2,632
OR	Tri-County Metropolitan Transportation District of Oregon	Wilsonville to Beaverton, Oregon Commuter Rail	\$117	\$59
TX	Fort Worth Transportation Authority	Fort Worth TEXRail	\$1,034	\$499
UT	Utah Transit Authority	Salt Lake-Weber County to Salt Lake City	\$612	\$489
Subtotal for Commuter Rail FFGA Projects			\$15,710	\$6,557
Projects in the CIG Pipeline				
FL	Florida Department of Transportation	SunRail Connector to the Orlando International Airport	\$175 - \$225	TBD
FL	Florida Department of Transportation	SunRail Phase II North	\$69	\$34
IL	Northern Indiana Commuter Transportation District	West Lake Corridor Project	\$891	\$440
NJ	Gateway Program Development Corporation	Portal North Bridge Project	\$1,642	\$811
NY/NJ	Gateway Program Development Corporation	Hudson Tunnel Project	\$13,702	\$6,769
Subtotal for Commuter Rail CIG Pipeline Projects			\$16,529	\$8,054
Total Funding for Commuter Rail CIG Projects			\$32,239	\$14,612

Rail Manufacturing = Jobs Across America

Strong public transportation makes our economy grow and makes the U.S. more competitive



SIGNS

California, District of Columbia, Illinois, Michigan, New Jersey, New York, North Carolina, Tennessee, Texas, Virginia

CAR BODY SHELLS

California, Illinois, Nebraska, New York, Missouri, Pennsylvania

LIGHTING

California, Colorado, Connecticut, District of Columbia, Georgia, Illinois, Indiana, Massachusetts, New Jersey, New York, Oregon, Pennsylvania, Texas, Virginia

SEATING

Arizona, California, Colorado, Illinois, Michigan, Nevada, New York, North Carolina, Pennsylvania, South Carolina, Texas, Wisconsin

WINDOWS

California, Delaware, Indiana, Kentucky, Ohio, Oregon, Pennsylvania, Washington

INTERIOR

Minnesota, New York, North Dakota, South Dakota, Washington, Wisconsin

HVAC

Alabama, Colorado, Georgia, Maryland, Michigan, Minnesota, Missouri, Nebraska, New York, Pennsylvania

TRACTION POWER OR PROPULSION

Alabama, California, Colorado, Connecticut, District of Columbia, Florida, Georgia, Hawaii, Illinois, Indiana, Kentucky, Maryland, Massachusetts, Michigan, Minnesota, Missouri, Nebraska, New Jersey, New York, North Carolina, Ohio, Oregon, Pennsylvania, Tennessee, Texas, Utah, Virginia, Washington, Wisconsin

MONITORING & DIAGNOSTIC SYSTEMS

California, District of Columbia, Florida, Maryland, New Jersey, New York, Pennsylvania

EVENT RECORDERS

California, Delaware, Georgia, New York, Pennsylvania, South Carolina

COMMUNICATIONS

Arizona, California, Delaware, District of Columbia, Florida, Georgia, Illinois, Minnesota, New York, Pennsylvania, South Carolina, Washington

ELECTRICAL

California, Colorado, Connecticut, District of Columbia, Georgia, Illinois, Indiana, Massachusetts, New Jersey, New York, Oregon, Pennsylvania, Texas, Virginia

TRUCKS & AXLES

California, Delaware, District of Columbia, Florida, Georgia, Illinois, Kansas, Maryland, Nebraska, New Jersey, New York, Pennsylvania, South Carolina

DOOR SYSTEM

Illinois, New York, Ohio, Pennsylvania

BRAKES

California, Delaware, Georgia, Maryland, New York, Pennsylvania, South Carolina

COUPLERS & DRAFT GEAR

California, Delaware, Georgia, New York, North Carolina, Pennsylvania, South Carolina

WHEELS

Connecticut, Florida, Illinois, New York, Pennsylvania, Texas, Virginia

FLOORING

Alabama, California, Massachusetts, Wisconsin

FINAL ASSEMBLY

California, Florida, Illinois, Massachusetts, New York, Pennsylvania, Utah

Quick Facts

- An investment of \$1 billion in public transportation supports and creates 50,000 jobs.
- Public transportation is a \$71 billion industry that directly employs 420,000 people and supports millions of private sector jobs.