

Truth in Testimony

1. Name: Dr. Eric Terrill

2. Title: Director, Coastal Observing Research and Development Center (CORDC)

3. Organization you are representing:

University of California, San Diego; Scripps Institution of Oceanography

4. Date of hearing:

May 8, 2018

5. The amount and source of each federal grant (or subgrant thereof) or contract (or subcontract thereof) related to the subject matter of the hearing, received by you or an entity represented by you during this year or the prior two calendar years (2015 and 2016): (attach additional pages as necessary).

Please see attached annual report

6. The amount and country of origin of any payment or contract related to the subject matter of the hearing originating with a foreign government, received by you or an entity represented by you during this year or the prior two calendar years (2015 and 2016): (attach additional pages as necessary)

Please see attached annual report

MULTI-YEAR Statement of Activity

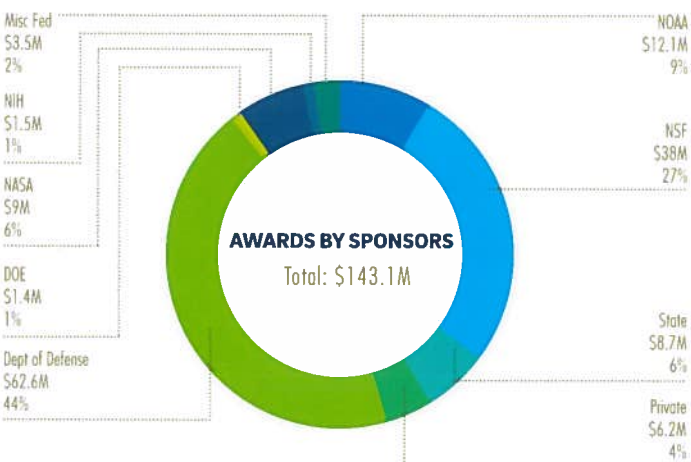
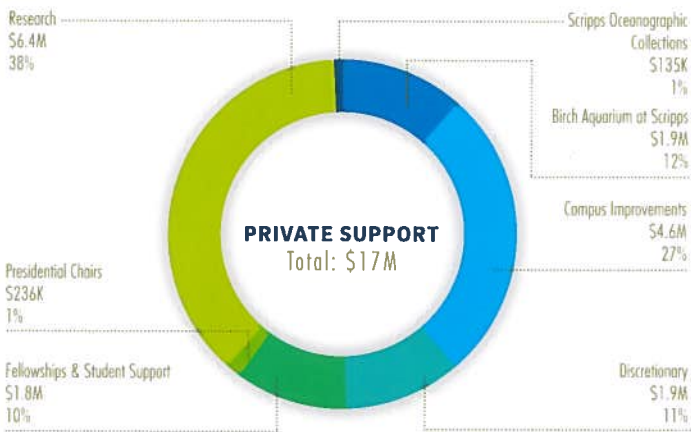
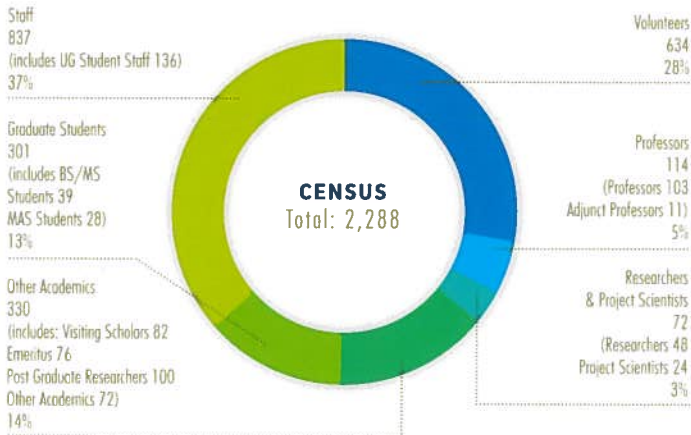
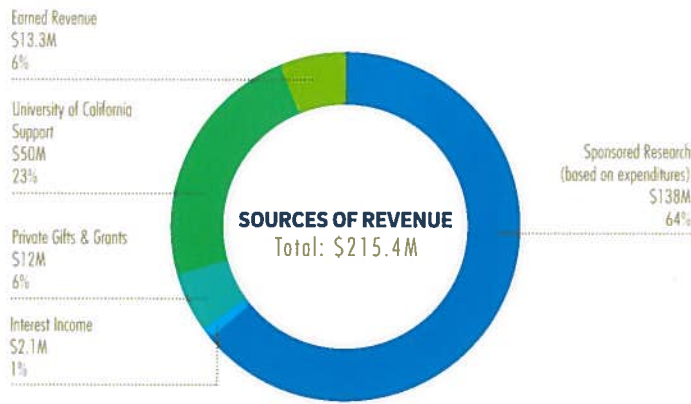
REVENUE		FY 15/16	FY 16/17	FY 16/17
		(expensed this period)		(awarded this period)
Sponsored Research		119,433,501	137,925,597	143,065,172
	Federal Government	109,533,326	124,584,325	128,099,428
	National Science Foundation	35,721,011	36,457,382	38,004,502
	Department of the Navy	30,417,326	45,454,020	44,478,861
	National Aeronautics and Space Administration	6,471,379	6,975,035	8,977,774
	National Oceanic and Atmospheric Administration	23,478,529	21,499,590	12,176,200
	Department of Energy	2,052,420	1,862,443	1,382,025
	Other Department of Defense Agencies	7,227,225	8,544,011	18,075,592
	Other Federal Departments	893,568	1,185,694	3,525,431
	National Institutes of Health	3,271,869	2,606,150	1,479,043
	State Government	5,436,964	8,321,462	8,724,138
	Local Government	706,977	793,804	720,795
	Private Contracts	3,748,701	3,914,730	5,508,885
	UC Sponsored Research	7,532	311,277	11,925
University of California Support		43,356,222	50,034,159	
Earned Revenue		13,928,539	13,345,076	
	Birch Aquarium at Scripps (BAS)	6,847,838	6,605,041	
	Recharge Unit Revenues	5,699,357	5,628,081	
	Intellectual Property and Royalty Income	25,095	115,688	
	Other Revenue	1,356,250	996,265	
Private Giving		12,869,432	11,960,480	
	1 Birch Aquarium at Scripps (BAS)	1,033,289	1,992,566	
	1 Private Gifts	8,684,397	7,437,937	
	2 Private Grants	3,151,746	2,529,978	
Interest Income		2,097,411	2,117,701	
	Interest Earned	87,139	(5,588)	
	Endowment Yield	2,010,272	2,123,290	
Total Revenue		191,685,105	215,383,013	
EXPENSES				
Research Programs - SEEK		(165,672,857)	(174,040,825)	
	Sponsored Research	(135,865,759)	(138,233,754)	
	Ships	(25,310,805)	(31,259,537)	
	Oceanographic Collections	(447,479)	(485,408)	
	Contract & Grant Administration	(1,208,506)	(1,302,118)	
	Research Development & Planning	(750,353)	(740,503)	
	Research Infrastructure & EH&S	(717,106)	(667,327)	
	OP Tax on Research Expenditures	(1,372,848)	(1,352,180)	
Instruction Programs - TEACH		(11,481,638)	(12,793,598)	
Outreach - COMMUNICATE		(10,022,379)	(11,774,134)	
	Birch Aquarium at Scripps	(7,722,192)	(8,858,679)	
	Business Development		(153,276)	
	Communications (Scripps share) & Web Group	(957,068)	(1,136,243)	
	Development (Scripps share)	(303,073)	(350,674)	
	Diversity	(60,615)	(152,994)	
	Special Events (including lectures, awards, conferences)	(241,093)	(274,717)	
	Conference Facilities (Forum debt service, staff, maintenance)	(738,338)	(847,551)	
Institutional Support		(6,518,380)	(7,478,881)	
	Scripps Administration	(2,734,670)	(2,827,154)	
	IT Services	(1,534,893)	(1,483,255)	
	Facilities Maintenance & Capital Improvements	(1,991,813)	(2,915,473)	
	OP Tax on non-core Expenditures	(257,004)	(253,000)	
Total Expenses⁴		(193,695,254)	(206,087,439)	
Annual Balance/(Deficit) from Current Activities		(2,010,149)	9,295,574	

1. Amounts include only gifts received and available for spending in UC Regents funds in the current year. With bequests, pledges, contributions to endowments, and gifts booked with the UC San Diego Foundation, total Scripps Development fundraising was \$17M in FY 16-17.

2. Private grants are typically restricted funds and considered Sponsored Research; however UC San Diego counts them as Private Giving.

3. Does not include funds transferred to UC San Diego Facilities Design and Construction or Facilities Management and spent by those units on Scripps projects which causes variability in the year-to-year totals. FY 16-17 total facility/capital improvement expenses paid by Scripps were approximately \$5M.

4. This statement does not reflect all annual expenditures associated with operating Scripps. Services provided by campus departments are captured in UC San Diego financial reports e.g. utilities, custodians, central administrative services such as payroll, purchasing, and general accounting, transportation, deferred maintenance costs, etc.



EXTRAMURAL FUNDING

FEDERAL

Department of Agriculture
U.S. Department of Agriculture Forest Service

Department of Commerce
National Oceanic and Atmospheric Administration
National Institute of Standards and Technology

Department of Defense

Air Force Office of Scientific Research
Army Engineer Research and Development Center
Defense Advanced Research Projects Agency

Department of Army Engineers
Department of Defense Strategic Environmental Research Development
Pacific Fleet Commander
Space & Naval Warfare Systems Command

Department of Education

Department of Energy
DOE Office of Science
DOE National Energy Technology Laboratory

Department of Health and Human Services

National Institute of Allergy and Infectious Diseases
National Institute of Environmental Health Sciences
National Institute of General Medicine Science

Department of the Interior

Bureau of Reclamation
Fish and Wildlife Service
Bureau of Safety and Environmental Enforcement
United States Geological Survey

Department of Navy

Naval Air Systems Command
Naval Facilities Engineering Command
Naval Research Laboratory
Naval Surface Warfare Center
Office of Naval Research
Space and Naval Warfare Systems Command

Department of State

Department of Transportation
Federal Railroad Administration

National Aeronautics and Space Administration

National Science Foundation

STATE OF CALIFORNIA

Coastal Commission
Delta Stewardship Council
Department of Fish and Wildlife
Department of Parks and Recreation

Department of Water Resources
Energy Commission
Natural Resources Agency
Ocean Protection Council
State Coastal Conservancy
State Lands Commission
State Water Resources Control Board
Wildlife Conservation Board

CITIES AND COUNTIES

City of San Diego
County of Sonoma
Sonoma County Water Agency
Southern California Coastal Water Research Project
Southern Valley Water Authority
State and Federal Contractors Water Agency

EXTRAMURAL SUPPORT

BGP Inc., CNPC
BP Group
California Ocean Science Trust
Center for Scientific Research and Higher Education at Ensenada
CH2M Hill
Chevron Corporation
Earth Networks, Inc.
Electromagnetic Geoservices SA, Seabed Logging Company
Environment Canada
Exxon Upstream Research Company
Geophysical Resources & Services PTY Ltd.
Geothermal Energy Research and Development Co., LTD.
Greenridge Sciences, Inc.
Gulf of Mexico Research Initiative
Henningson, Durham & Richardson, Inc.
Inter-American Institute for Global Change Research
King Abdullah University of Science and Technology
Ocean Floor Geophysics, Inc.
Royal Dutch Shell PLC
Shandong Jiejing Group Corporation
State Government and Federal Contractors Water Agency
Total E&P Research Development
Vertex Pharmaceuticals Incorporated

INTERNATIONAL GOVERNMENT

European Union/European Commission
Japan Aerospace Exploration Agency
Government of Singapore
The Research Council of Norway