

March 4, 2022

**Is There a Doctor in the House?  
The Role of Immigrant Physicians in the U.S. Healthcare System  
February 15, 2022  
House Judiciary Subcommittee on Immigration & Citizenship  
Supplemental Statement for the Record**

Thank you again for affording Doctors without Jobs the opportunity to provide additional information on the number of U.S. citizens and lawful permanent residents who graduate from medical schools here in the U.S. and abroad and do not “match” for residency programs at U.S. teaching hospitals. This is, of course, a travesty that can be easily rectified by prioritizing these U.S. citizens and lawful permanent residents over physicians from other countries for taxpayer-funded residencies.

As requested by the Subcommittee on Immigration and Citizenship, Doctors without Jobs is providing information for the record that explains how we arrived at the number of unmatched U.S. citizen and lawful permanent resident doctors. In addition, I am prepared to challenge the percentage of doctors who graduate from U.S. medical colleges and eventually “match” as presented by Dr. David J. Skorton, President and CEO of the Association of American Medical Colleges.

Dr. Skorton stated that 99 percent of U.S. medical graduates match after six years. This is accurate, but only due to a limited scope. It would appear that Dr. Skorton’s number was reached using data sourced from a research letter titled, *Placement of US Medical School Graduates Into Graduate Medical Education, 2005 Through 2015*, published in JAMA on December 8, 2015. It would further appear he chose a range of dates (2008 - 2015) to fit his narrative. Simply stated, the data was biased and not intended for a comprehensive review of unmatched physicians. A better portrayal of the numbers can be found on page 10 of the National Residency Matching Program data<sup>1</sup> which is summarized in the tables below. The data shows the number of unmatched over the past five years was 59,036 applicants, and an overall match rate for 2021 was 73.3 percent.

In addition, Dr. Skorton’s data only included graduates of U.S. medical schools; it did not include U.S. citizens and lawful permanent residents who graduated from international medical schools. U.S. citizen graduates of international medical schools are not only well trained, but they, along with U.S. medical school graduates, outnumber foreign trained physicians applying for family medicine residency programs – one of our most critical needs.<sup>2</sup>

Furthermore, it would appear Dr. Skorton's numbers did not include what the National Residency Matching Program (NRMP) considers "non-active" applicants. Non-active applicants pay to apply to residency programs but are unsuccessful in receiving an interview at a residency program. This is due to the large number of applicants for the available positions. Without an interview, they cannot submit a rank order list (ROL). The ROL is where the applicant lists the programs, in order of preference, which they would be willing to attend. Despite this, they are considered qualified to enter residency and have to rely on a limited number of SOAP positions or must reapply the following year.

As Table 1 indicates, more than 7,409 U.S. citizens and lawful permanent residents did not match for a residency in 2021. Only a small fraction of these matched into a residency program through the Supplemental Offer Acceptance Program (SOAP) after the initial match. In 2021, there were 1,815 post graduate year one positions available in the SOAP and a total of 14,115 eligible applicants (this number includes U.S. and foreign trained doctors who did not match from the current year).

We would be happy to sit with Dr. Skorton or his designees to discuss our numbers as well as the importance of prioritizing U.S. citizens and lawful permanent residents during The Match and SOAP.

Best regards,



Kevin Lynn  
Executive Director  
Progressives for Immigration Reform

Co-Founder  
Doctors without Jobs

1701 Pennsylvania Ave. NW, Suite 254  
Washington, DC 20006  
Phone: (202) 543-5325 | Fax: (202) 355-1399  
Email: [info@doctorswithoutjobs.org](mailto:info@doctorswithoutjobs.org)

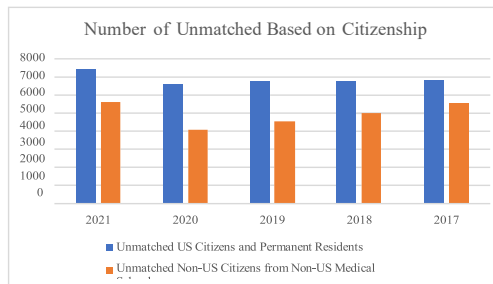
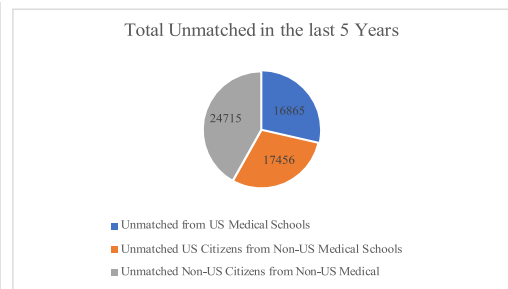
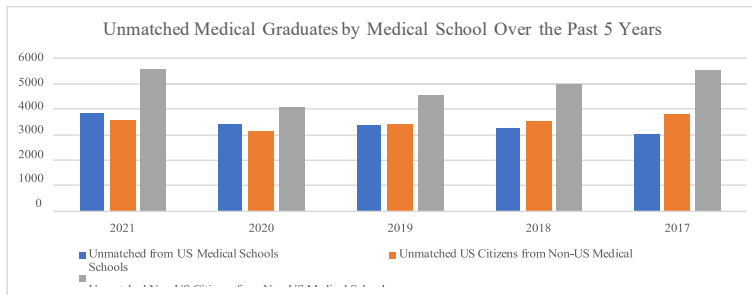
Table 1

Source: NRMP

Number Unmatched	2021	2020	2019	2018	2017	2016	2015
Active Unmatched from US Medical Schools	3410	2983	2898	2773	2511	2486	2561
Non-active Unmatched from US Medical Schools	445	418	448	468	511	526	463
Active Unmatched US Citizens from Non-US Medical Schools	2143	2013	2083	2175	2292	2454	2354
Non-active Unmatched US Citizens from Non-US Medical Schools	1411	1156	1355	1342	1486	1391	1212
Active Unmatched Non-US Citizens from Non-US Medical Schools	3587	2685	2841	3105	3470	3691	3725
Non-active Unmatched Non-US Citizens from Non-US Medical Schools	2026	1369	1701	1866	2065	1869	1796
Total number of applicants not able to enter residency	13022	10624	11326	11729	12335	12417	12111
<b>Total number of US applicants not able to enter residency</b>	<b>7409</b>	<b>6570</b>	<b>6784</b>	<b>6758</b>	<b>6800</b>	<b>6857</b>	<b>6590</b>
Unmatched Percentage							
Unmatched from US Medical Schools	13	12	12	12	12	12	12
Unmatched US Citizens from Non-US Medical Schools	48	46	49	50	53	52	52
Unmatched Non-US Citizens from Non-US Medical Schools	52	45	49	51	55	55	55
Total number of unmatched in the last 5 years							
Unmatched from US Medical Schools	16865						
Unmatched US Citizens from Non-US Medical Schools	17456						
Unmatched Non-US Citizens from Non-US Medical Schools	24715						
	59036						
*Unmatched from US Medical School= Seniors and Prior graduates of US allopathic and osteopathic schools							
*Active= Submitted a rank order list to the National Residency Matching Program							
*Non-active = Couldn't submit a rank list due to no interviews							
Number Unmatched	2021	2020	2019	2018	2017	2016	2015
Unmatched from US Medical Schools	3855	3401	3346	3241	3022	3012	3024
Unmatched US Citizens from Non-US Medical Schools	3554	3169	3438	3517	3778	3845	3566
Unmatched Non-US Citizens from Non-US Medical Schools	5613	4054	4542	4971	5535	5560	5521
Number Unmatched	2021	2020	2019	2018	2017	2016	2015
Unmatched US Citizens and Permanent Residents	7409	6570	6784	6758	6800	6857	6590
Unmatched Non-US Citizens from Non-US Medical Schools	5613	4054	4542	4971	5535	5560	5521

Table 2

Source: NRMP



Footnotes:

<sup>1</sup> National Residency Matching Program data, Advance Data Tables, 2021 Main Residency Match  
[https://www.nrmp.org/wp-content/uploads/2021/08/Advance-Data-Tables-2021\\_Final.pdf](https://www.nrmp.org/wp-content/uploads/2021/08/Advance-Data-Tables-2021_Final.pdf)

<sup>2</sup> The American Academy of Family Physicians Results for Family Medicine 2021  
[https://www.aafp.org/dam/AAFP/documents/medical\\_education\\_residency/the\\_match/2021-Match-Results-for-Family-Medicine.pdf](https://www.aafp.org/dam/AAFP/documents/medical_education_residency/the_match/2021-Match-Results-for-Family-Medicine.pdf)