

Robert Kraft, President
William P. Gresser, Vice President
Stephen Strnisha, Secretary-Treasurer
Aaron L. Grau, Executive Director



Al Rattan, Director
David Souders, Director
Abteen Vaziri, Director
Cletus M. Weber, Director

Eren Cicekdagi, Director
Rush Deacon, Director
Daniel J. Healy, Director
Patrick F. Hogan, Director
Joseph McCarthy, Director
Mariza McKee, Director

Email: info@iiusa.org
Telephone: 202-795-9669
www.iiusa.org

K. David Anderson, President Emeritus
Stephen Yale-Loehr, President Emeritus
Robert C. Divine, Vice-President Emeritus
Robert G. Honts, Sec-Treasurer Emeritus
Henry Liebman, Director Emeritus
Tom Rosenfeld, Director Emeritus

July 15, 2019

The Honorable Zoe Lofgren
Chairwoman
House Committee on the Judiciary, Subcommittee on Immigration and Citizenship
Washington, D.C. 20515

The Honorable Ken Buck
Ranking Member
House Committee on the Judiciary, Subcommittee on Immigration and Citizenship
Washington, D.C. 20515

Dear Chairwoman Lofgren and Ranking Member Buck:

[Invest in the USA](#) (IIUSA) respectfully submits the following for the record to the House Committee on the Judiciary, Subcommittee on Immigration and Citizenship in response to the hearing held on July 16, 2019, “Policy Changes and Processing Delays at U.S. Citizenship and Immigration Services.”

IIUSA is the national membership-based 501(c)(6) trade association for the EB-5 Regional Center Program (the “Program”). Our members include nearly 200 EB-5 regional centers and 176 other member organizations from the Program’s stakeholder community. Our members’ efforts account for the majority of U.S. capital formation and job-creation that has resulted from the Program.

We write to you to express our concern about the recent surge of the adjudication delays with regards to the Form I-526. Based on the latest data on USCIS website, the estimated processing time of Form I-526 completion is 29 to 45.5 months (as of May 2019).¹ Our statistical analysis (enclosed) found that the processing time of adjudicating I-526 petitions in the Immigrant Investor Program Office (IPO) recently experienced a significant 32% to 60% surge within one month. Additionally, in a year-over-year comparison, the estimated I-526 processing time in May 2019 almost doubled from May 2018.²

The delays in processing Form I-526 adjudications leads to disruptions in the businesses of the EB-5 community that facilitate capital investment from qualified foreign entrepreneurs, supporting local economic growth in America. The processing delays in adjudicating investor petitions will further delay the deployment of the EB-5 funding to the project developers, many of which depend on the investment

¹ USCIS Processing Times: <https://egov.uscis.gov/processing-times/>, IIUSA accessed data on May 31, 2019

² According to USCIS, the estimated processing time range for Form I-526 in May 2018 was between 20 to 25.5 months.

from the investors to complete the economic development projects in their local communities, creating jobs for American workers.

Thank you for this opportunity to provide comments on this important matter. Please do not hesitate to contact us with any questions.

Sincerely,

A handwritten signature in blue ink, appearing to read 'Aaron L. Grau', with a long horizontal flourish extending to the right.

Aaron L. Grau
Executive Director, IIUSA

Enclosed: *IIUSA Data Report: Trends and Data Insights of Form I-526 Processing Times at the Immigrant Investor Program Office, June 7, 2019*

DATA REPORT

EB-5 PROCESSING TIMES:

Trends and Data Insights of Form I-526 Processing Times at the Immigrant Investor Program Office

Data Source: U.S. Citizenship and Immigration Services (USCIS)

Prepared by: Lee Li, Policy Analyst, Invest In the USA (IIUSA)

Updated: June 7, 2019

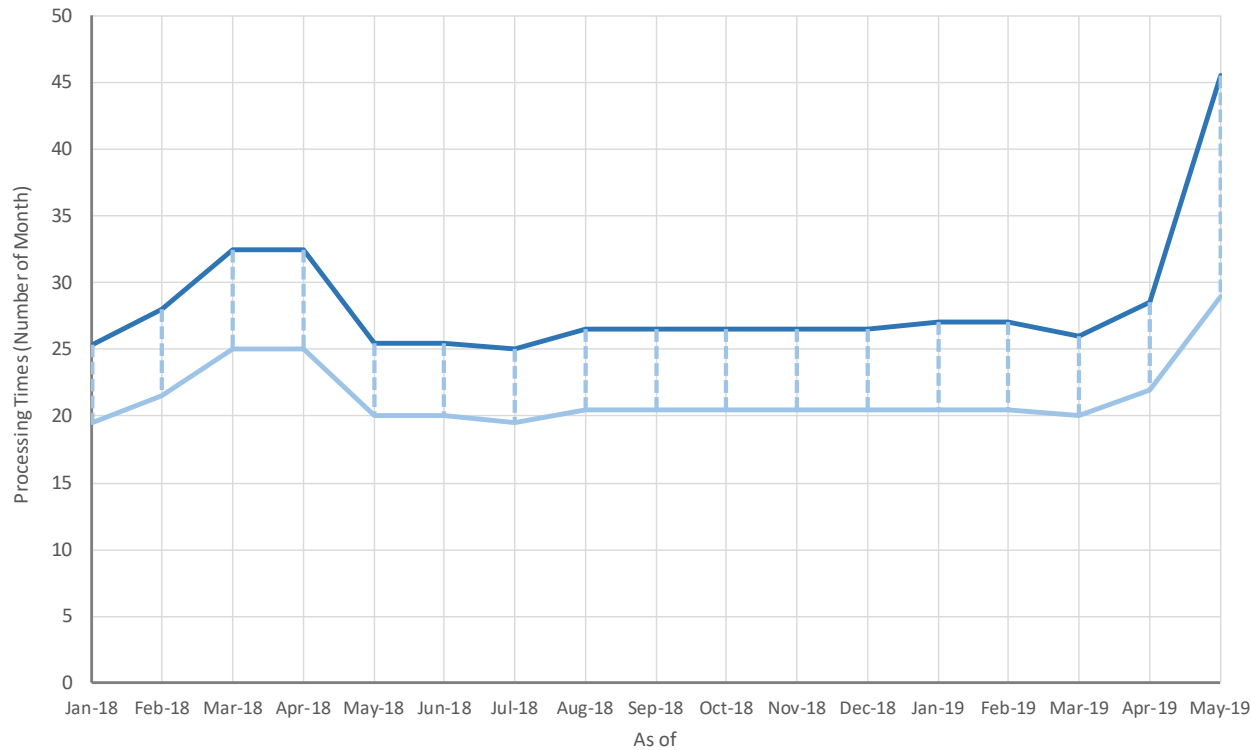
This publication is intended for your information only. Unless you receive IIUSA's prior written consent, you may not modify, translate, create derivative works of, copy, distribute, market, or display any content from this publication. The Invest in the USA ("IIUSA") logo is a registered trademark and sole property of IIUSA. It, therefore, may NOT be used without the express written consent of the Board of Directors.

TABLE OF CONTENTS

I-526 PROCESSING TIME RANGES SINCE 2018.....	3
HISTORICAL PROCESSING TIME ESTIMATES OF I-526 PETITIONS	4
I-526 PROCESSING TIME PREDICTIONS – CASE INQUIRY DATE MOVEMENTS	5
IN-DEPTH: I-526 PETITIONS PROCESSING OVER TREND IN Q1 FY2018	6
IN-DEPTH: I-526 PETITIONS PROCESSING TREND BY CASE STATUS IN Q1 FY2018	7
IN-DEPTH: I-526 PETITIONS PROCESSING TIMES APPROVALS VERSUS DENIALS	8

I-526 PROCESSING TIME RANGES SINCE 2018

I-526 Petitions Processing Time Ranges (January 2018 - May 2019)



Data Source: USCIS, Lucid Professional Writing
 Prepared by: IIUSA

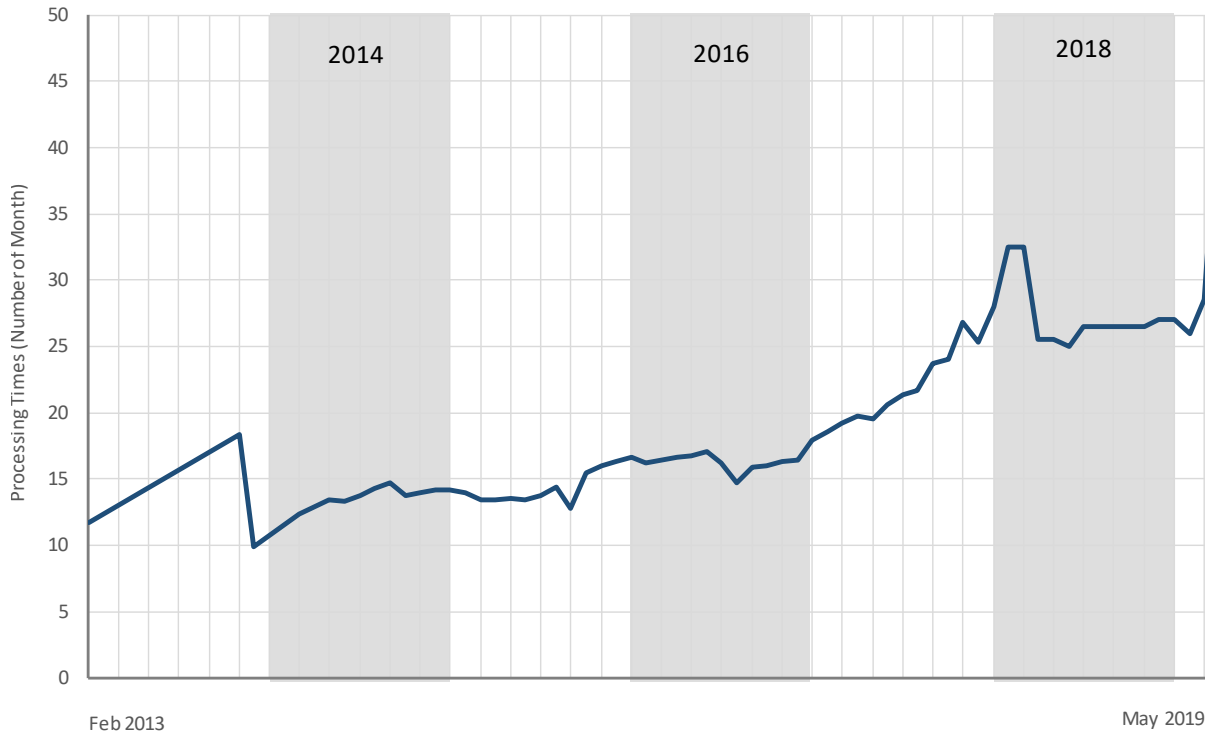
DATA INSIGHTS:

The estimated processing time range of I-526 petitions showed a sudden and significant surge from 22-28.5 months in April 2019 to 29-45.5 months in May 2019. Within one month, the estimated processing time of an I-526 petition increased by 32% to 60%.

In a year-over-year comparison, the estimated I-526 processing time range in May 2018 was 20 to 25.5 months, almost half of the current estimated processing time range.

HISTORICAL PROCESSING TIME ESTIMATES OF I-526 PETITIONS

I-526 Petitions Processing Times (February 2013 - May 2019)



Data Source: USCIS
Prepared by: IIUSA

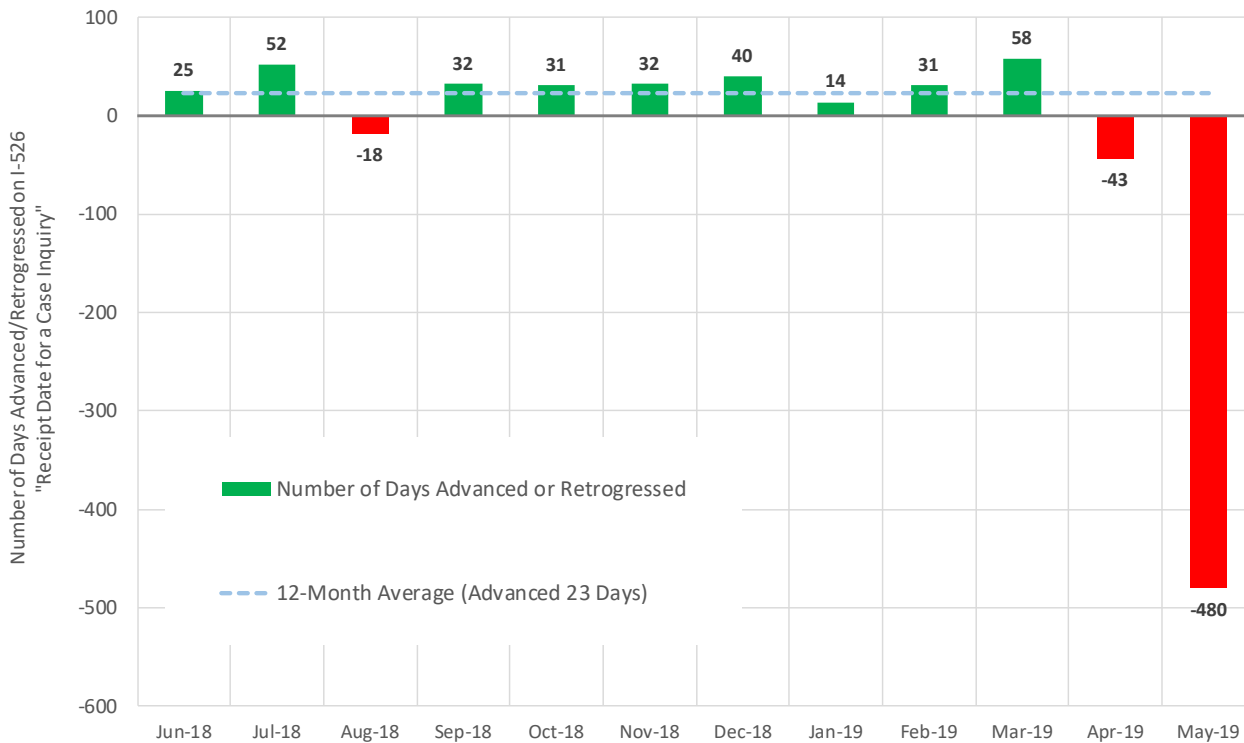
DATA INSIGHTS:

The estimated processing time of I-526 petitions in May 2019 (up to 45.5 months) reached its highest level in EB-5 history. In fact, it was significantly higher than the second highest level of the I-526 processing time, which was 32.5 months in April 2018.

Although IPO reduced the Form I-526 backlog in late 2018 and kept the processing time of I-526 petitions to approximately 26 months, the average processing time of adjudicating an I-526 petition continued to increase in the last five years, from under 15 months in 2014 to more than 40 months in May 2019.

I-526 PROCESSING TIME PREDICTIONS – CASE INQUIRY DATE MOVEMENTS

I-526 Case Inquiry Date Monthly Movements



Data Source: USCIS
 Prepared by: IIUSA

DATA INSIGHTS:

The “receipt date for a case inquiry” on the processing time webpage for Form I-526 serves as an important indicator on whether a pending I-526 petition is outside the range of normal processing time.

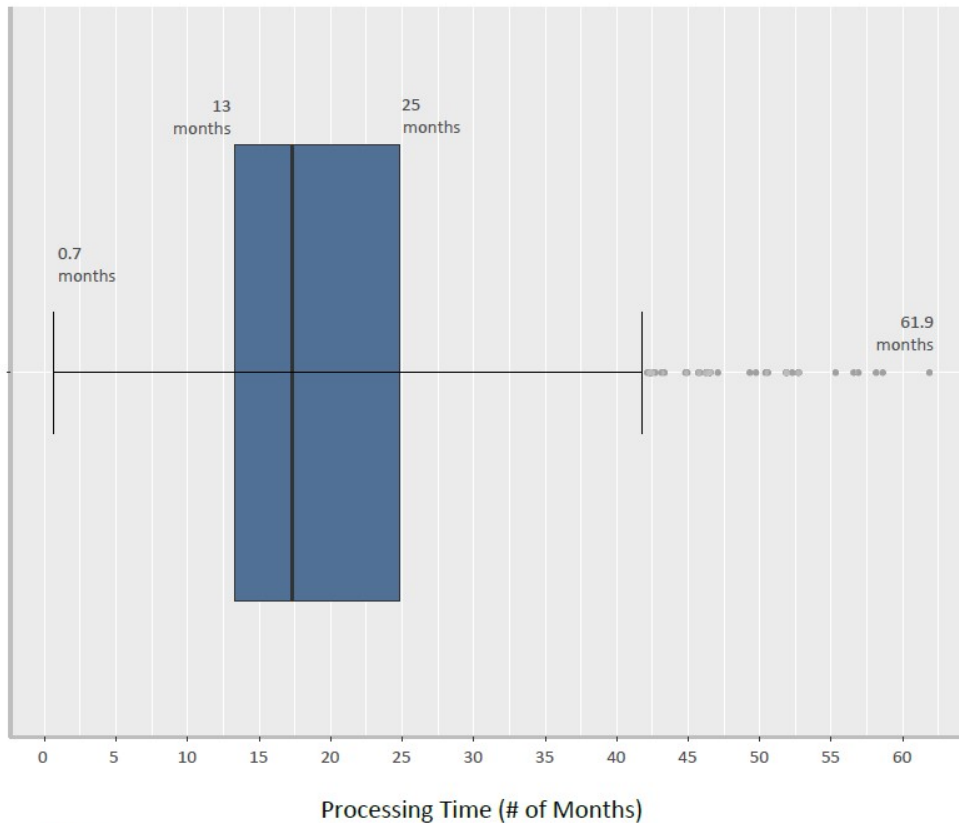
As of May 31, 2019, the case inquiry date for Form I-526 was 9/17/2015. The date retrogressed 480 days from the previous month, marking the largest monthly retrogression on processing of I-526 cases in the EB-5 history.

In contrast, before May 2019, on average, the case inquiry date advanced by 23 days each month from June 2018 to April 2019.

As the figure to the left illustrates, the case inquiry date between September 2018 and March 2019 actually advanced more than 30 days per month; however, in April 2019, the case inquiry date retrogressed for the first time in the last 8 months.

IN-DEPTH: I-526 PETITIONS PROCESSING OVER TREND IN Q1 FY2018

I-526 Processing Time Ranges (FY2018 Q1)



Data Source: USCIS
Prepared by: IIUSA

DATA INSIGHTS:

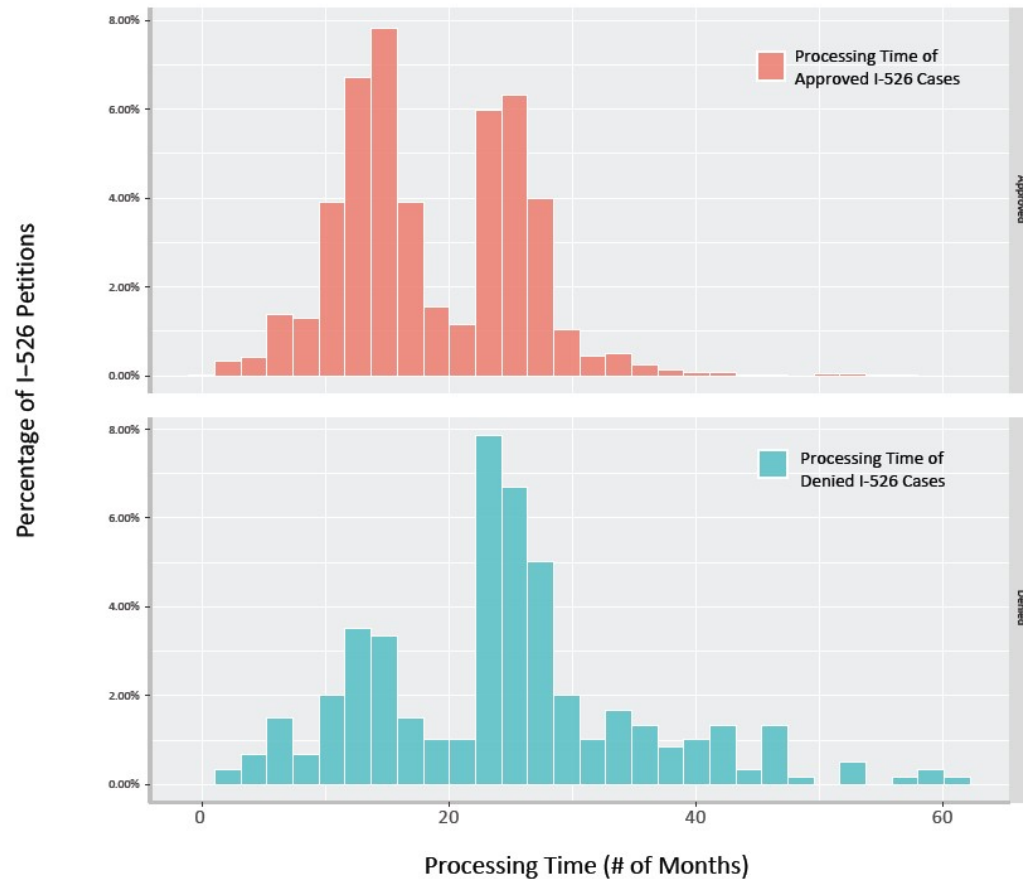
Thanks to the Freedom of Information Act (FOIA), IIUSA was able to receive the actual receipt dates and the approval/denial dates for 3,020 I-526 cases that were adjudicated by IPO in the first quarter of FY2018 (Oct., Nov., and Dec. 2017). The analysis of such a valuable dataset shed some light on the actual processing times of I-526 adjudication on the level of individual cases.

Based on the analysis of the 3,020 I-526 cases, the adjudication of an I-526 petition took from as short as 0.67 month (or 20 days) to as long as 61.87 months (1,856 days).

In addition, as the figure to the left demonstrates, a majority of the I-526 petitions were adjudicated between 13 and 25 months. The median processing time of an I-526 case was 17 months.

IN-DEPTH: I-526 PETITIONS PROCESSING TREND BY CASE STATUS IN Q1 FY2018

I-526 Processing Time Distributions by Case Status (FY2018 Q1)



Data Source: USCIS
Prepared by: IIUSA

DATA INSIGHTS:

The figure on the left illustrates the distribution of I-526 processing times based on case status (approvals versus denials).

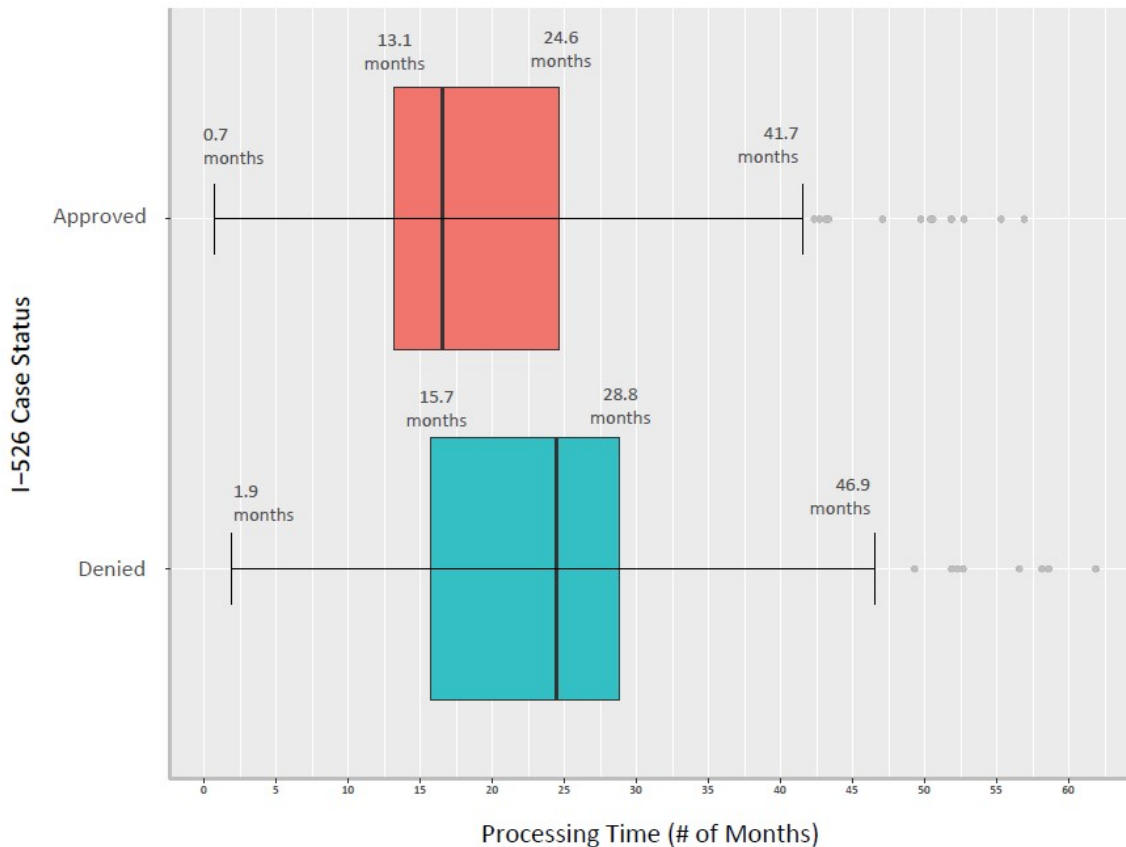
For I-526 petitions that were approved by IPO in Q1 FY2018, the majority of the processing times fell into two ranges: 9-18 months or 22-28 months. The author suspects that the time range of 9-18 months could reflect the processing times of the I-526 cases that did not receive a request for evidence (RFE), while the 22-28 months range could be the processing time for I-526 cases that received an RFE from IPO.

Processing times for the majority of the I-526 petitions that were denied in Q1 FY2018 was between 22 to 28 months.

In addition, nearly 15% of the I-526 cases that were denied by IPO experienced processing times of more than 36 months, while only 1% of I-526 approvals were in adjudication for more than 36 months. The data presented a positive correlations between the processing times and the likelihood of denials for I-526 petitions.

IN-DEPTH: I-526 PETITIONS PROCESSING TIMES APPROVALS VERSUS DENIALS

I-526 Processing Time Ranges by Case Status (FY2018 Q1)



DATA INSIGHTS:

For I-526 cases that were adjudicated in Q1 FY2018, the median processing time of an approved I-526 petition was 16.5 months while the median processing time of a denied I-526 petition was 24.4 months.

In addition, the processing times of the majority of approved I-526 petitions was between 13.1 to 24.6 months while the processing times of over 50% of I-526 denial cases were between 15.7 to 28.8 months.

The data of Q1 FY2018 indicates that the processing time of I-526 denials tended to be longer than the processing time of I-526 approvals.

Data Source: USCIS
Prepared by: IIUSA



IIUSA, a national 501(c) (6) not-for-profit, is the unifying voice for thousands of diverse stakeholders who contribute to economic development and job growth in the U.S. through the EB-5 Regional Center Program (the Program).

IIUSA | Invest In the USA
1440 G St. NW.
Washington, DC 20005

Email: info@iiusa.org
Phone: 202-795-9669
www.iiusa.org