



# **Felony Level Sex Offenses**

# 2018

## **Crime in Alaska Supplemental Report**

Prepared By: Christen L. Spears  
Division of Statewide Services  
Criminal Records & Identification Bureau  
Lisa Purinton, Bureau Chief

## Table of Contents

Program Overview .....	3
2018 Statewide Summary .....	4
2018 Population (123,147) Includes:.....	5
Northern Alaska .....	5
Western Alaska .....	6
Southcentral Alaska.....	7
Southeast Alaska .....	8
Anchorage Alaska.....	9
Specialized State Agencies .....	10
Rate of Incidents .....	11
Reported Victim Demographics .....	12
Reported Suspect Demographics .....	13
Population Comparison .....	14
Reported Victim Suspect Racial Comparison.....	15
Victims 0-10 Years Old .....	16
Victims 11-17 Years Old .....	17
Victims 18+ Years Old .....	18
Reported Supplemental Data.....	19
Reported Statutory Offenses.....	20
Sexual Abuse of a Minor .....	20
Child Pornography.....	20
Prostitution & Sex Trafficking.....	20
Sexual Assault .....	20

# 2018 FELONY LEVEL SEX OFFENSES

## Program Overview

The Department of Public Safety (DPS) is tasked with collecting information on felony level sex offenses reported to state and local law enforcement agencies, as defined by Alaska Statute (AS) 12.63.100, and as required by AS 12.62.130. This is a required reporting program for state and local law enforcement agencies and is in addition to the requirements for Uniform Crime Reporting (UCR).

The Felony Sex Offense (FSO) database is a repository maintained by DPS for state and local law enforcement agencies to record reports of felony level sex offenses within their jurisdiction based on State of Alaska statutes. Data elements collected include victim and suspect demographics, victim/suspect relationships, offense location, weapon type used, and the associated statute violation.

Caution should be exercised in comparing data between Felony Sex Offense statistics, Uniform Crime Reporting, and the Alaska Victimization Survey; they are separate data collection efforts with different methodologies in aggregating incidents, offenses, and victims.

The [Uniform Crime Reporting \(UCR\) Program](#) is a nationwide cooperative effort by federal, state, city, county and tribal law enforcement agencies to report data on crimes reported in their jurisdiction. The national program is managed and maintained by the Federal Bureau of Investigation (FBI). Since June of 1982, the Department of Public Safety (DPS) has administered the UCR Program for the State of Alaska. The current UCR program data collection methodology is focused on the number of times a person is victimized, while the FSO program focus is to collect information about an incident. For example, a person sexually assaulted multiple times by a single offender would likely result in multiple rape offenses reported to the UCR program, but the same situation would be reported in the FSO database as one incident with a single victim and multiple statute violations reported. Additionally, the FSO database can capture data elements for each reported sex offense not currently

captured through the UCR program such as victim and suspect demographic information, victim and suspect relationship information, weapon type, and location of the assault. Noting this difference in data collection methodology, the most recent UCR figures reported in the [2018 Crime in Alaska publication](#) show a 10.7% percent increase in rape offenses reported to law enforcement from 2017 to 2018.

In 2009, the Alaska Senate Judiciary Committee tasked the legislature to fund a victimization survey to determine the rate of both reported and unreported sexual assaults in Alaska. [The Alaska Victimization Survey](#) (AVS) is conducted by the University of Alaska Anchorage Justice Center, with oversight by the Council on Domestic Violence and Sexual Assault (CDVSA), a council within DPS. The survey is modeled after the national survey conducted by the Centers for Disease Control and Prevention. The AVS is comprised of a telephone survey of adult women aged 18 and over; the UCR program and the FSO database collect all offense and incident information reported to law enforcement. Noting this difference in data collection methodology, the most recent AVS results from 2015 show a decline in intimate partner and sexual violence since 2010.

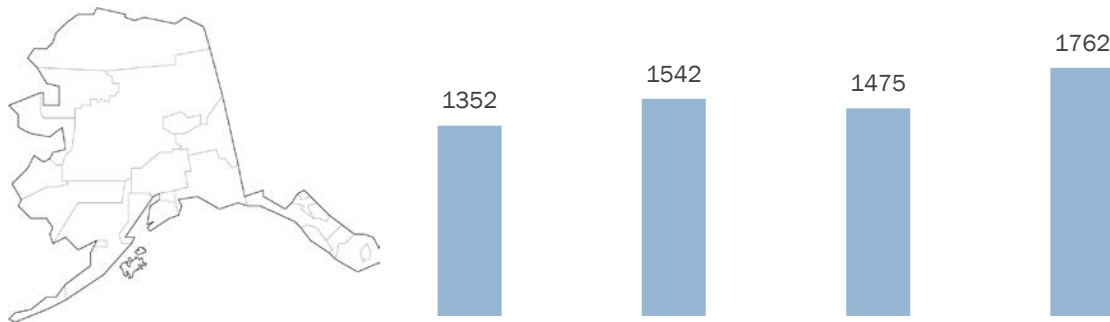
It is important to note the incidents reported to the FSO program were documented at the initial reporting stage of the investigation by law enforcement. Agencies are instructed to report information when a felony level sex offense becomes known to law enforcement. The FSO database is not intended to track the life cycle of an incident—it is to provide insight into the volume and type of sex offenses being reported to law enforcement.

Additionally, some data elements of a reportable incident are optional; not all incidents include location, weapon, relationship, or victim/suspect demographics. A single incident may also involve multiple victims or offenders, as well as multiple statute violations.

This is the fourth year that findings from this database have been published.

# FELONY SEX OFFENSE FINDINGS

## 2018 Statewide Summary



Statewide	2015	2016	2017	2018
Total Incidents	1352	1542	1475	1762
Victims Reported <sup>1</sup>	648 <sup>2</sup>	1181	1498	1850
Suspects Reported <sup>1</sup>	691 <sup>2</sup>	1007	1455	1789

## Quick Facts

> Reports of felony level sex offense incidents increased 19.5% in 2018 compared to 2017, and the number of reported victims increased 23.5%.

> The region of Western Alaska reported the highest rate of felony level sex offense incidents statewide, while Southeast Alaska reported the lowest rate.

> Over 55% of all reported victims were juveniles.

> Victims under the age of 11 most often reported being assaulted by a parent.

> Alaska Native females were reported to have the highest victimization rate of any gender or racial group, comprising 43.7% of all reported victims.

> The median age of female victims was 17, while the most common age was 15.

> The median age of male victims was 12, while the most common age was 4.

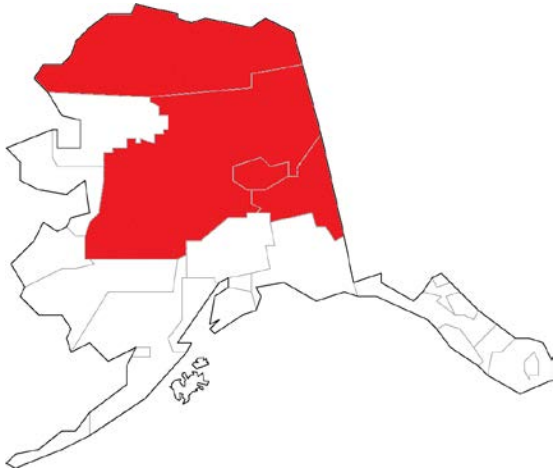
> In the reported relationships between the victims and suspects, less than 7% identified the suspect as a stranger. With victims under 11 years old, less than 2% of the relationships involved a stranger.

<sup>1</sup> Not all reported incidents included victim demographics. Some incidents involve multiple victims and/or multiple suspects.

<sup>2</sup> In 2015, the Anchorage Police Department reported only the number of incidents with the corresponding statute violation and did not include victim, suspect, location, relationship, or weapon data.

# FELONY SEX OFFENSES BY GEOGRAPHIC AREA

## Northern Alaska



15

Most Common Victim Age

21

Most Common Suspect Age

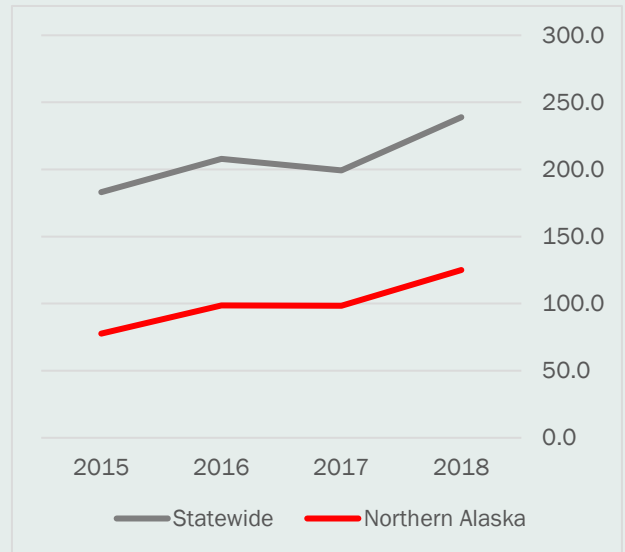
### 2018 Population (123,147) Includes:

- Denali Borough
- Fairbanks North Star Borough
- North Slope Borough
- Southeast Fairbanks Census Area
- Yukon-Koyukuk Census Area

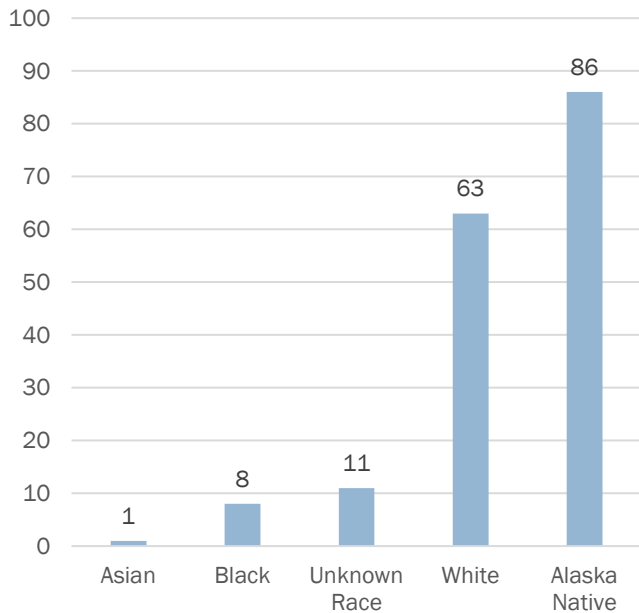
### Reporting Agencies

- Alaska State Troopers D Detachment (servicing Utqiagvik, Cantwell, Delta Junction, Fairbanks, Galena, Healy, Nenana, Northway, Tok)
- Fairbanks Airport Police Department
- Fairbanks Police Department
- North Pole Police Department
- North Slope Borough Police Department
- University of Alaska Fairbanks Police Department

### Rate Per 100,000 Population of Felony Level Sex Offenses:

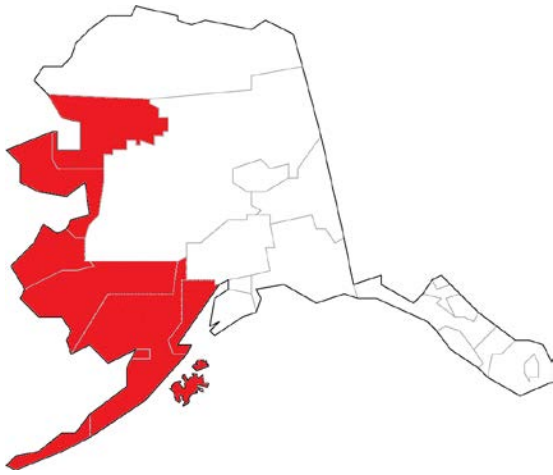


Northern Alaska: Race of Victims



# FELONY SEX OFFENSES BY GEOGRAPHIC AREA

## Western Alaska



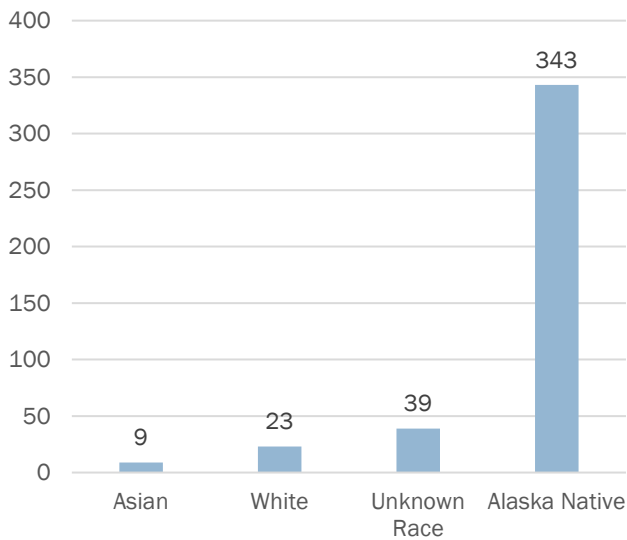
15

Most Common Victim Age

23

Most Common Suspect Age

Western Alaska: Race of Victims



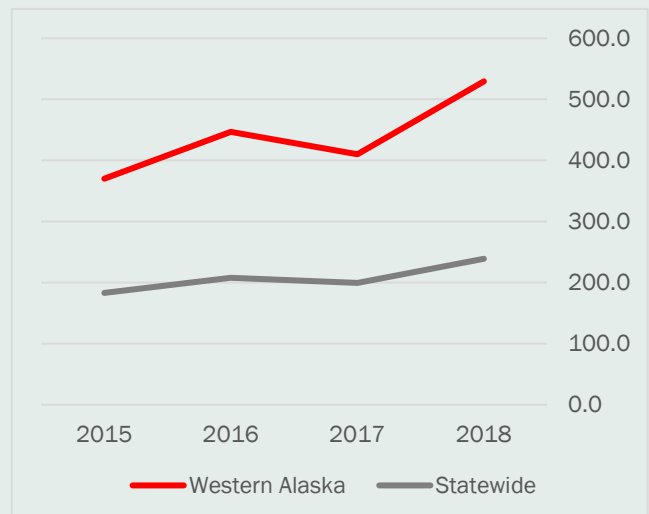
### Population (74,245) Includes:

- Aleutians East Borough
- Aleutians West Census Area
- Bethel Census Area
- Bristol Bay Borough
- Dillingham Census Area
- Kodiak Island Borough
- Kusilvak Census Area
- Lake and Peninsula Borough
- Nome Census Area
- Northwest Arctic Borough

### Reporting Agencies:

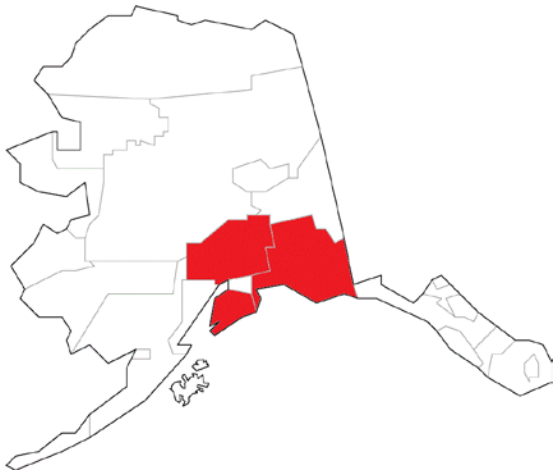
- Alaska State Troopers C Detachment (servicing Aniak, Bethel, Dillingham, Emmonak, Iliamna, King Salmon, Kodiak, Kotzebue, McGrath, Nome, St. Mary's, Selawik, Unalakleet)
- Bethel Police Department
- Bristol Bay Borough Police Department
- Dillingham Police Department
- Kodiak Police Department
- Kotzebue Police Department
- Nome Police Department
- Unalaska Police Department

### Rates Per 100,000 Population of Felony Level Sex Offenses:



# FELONY SEX OFFENSES BY GEOGRAPHIC AREA

## Southcentral Alaska



16

Most Common Victim Age

15

Most Common Suspect Age

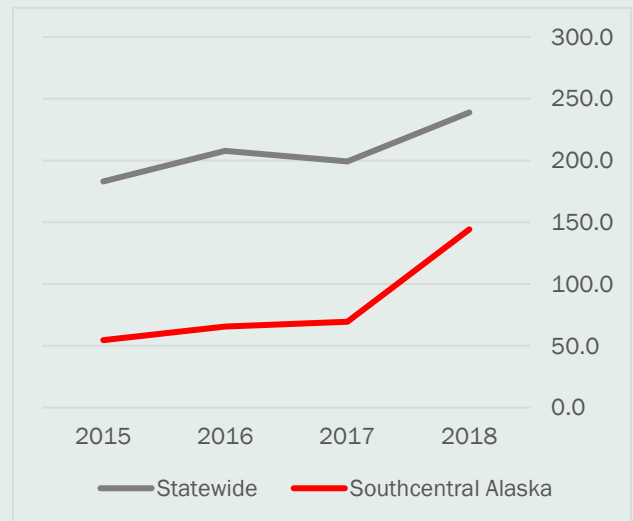
### Population (175,307) Includes:

- Kenai Peninsula Borough
- Matanuska-Susitna Borough
- Valdez-Cordova Census Area

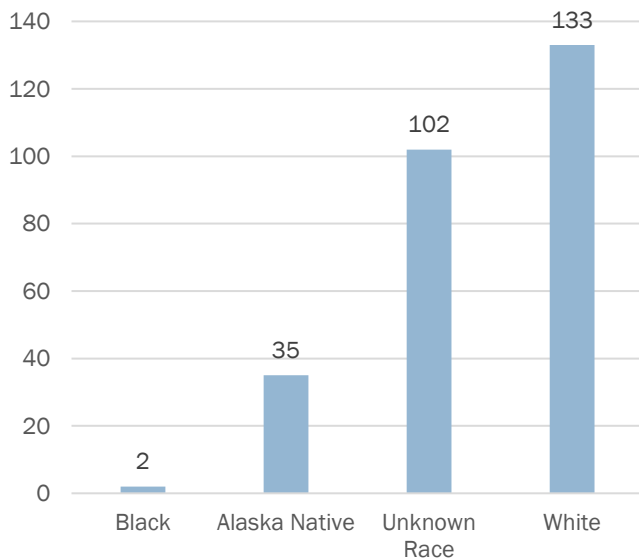
### Reporting Agencies:

- Alaska State Troopers E Detachment (servicing Anchor Point, Cooper Landing, Ninilchik, Seward, Soldotna)
- Alaska State Troopers B Detachment (servicing Glennallen, Palmer, Mat-Su West)
- Cordova Police Department
- Homer Police Department
- Kenai Police Department
- Palmer Police Department
- Seward Police Department
- Soldotna Police Department
- Valdez Police Department
- Wasilla Police Department

### Rates Per 100,000 Population of Felony Level Sex Offenses:

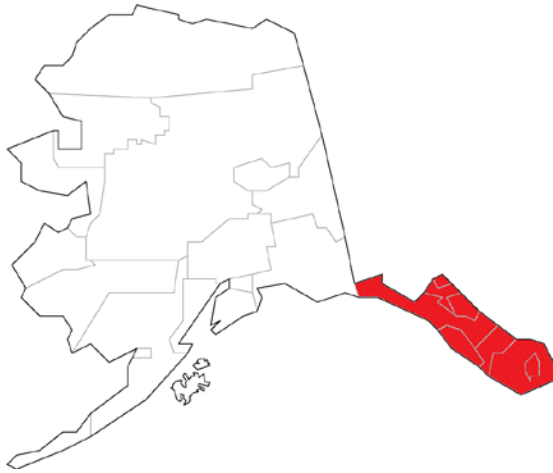


Southcentral: Race of Victims



# FELONY SEX OFFENSES BY GEOGRAPHIC AREA

## Southeast Alaska



15

Most Common Victim Age

30

Most Common Suspect Age

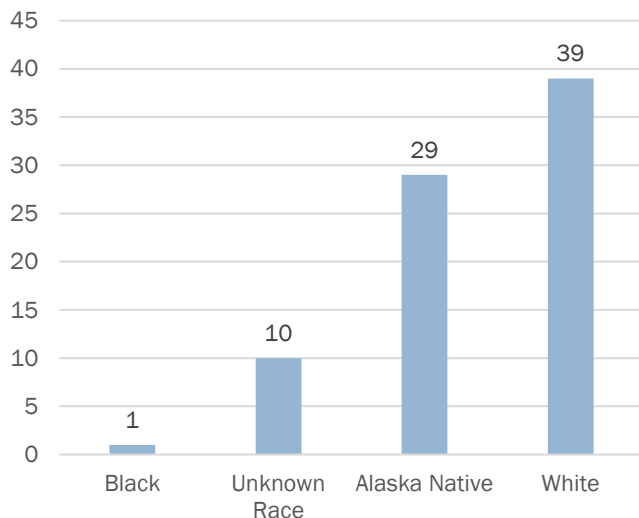
### Population (73,201) Includes:

- Haines Borough
- Hoonah-Angoon Census Area
- Juneau City and Borough
- Ketchikan Gateway Borough
- Petersburg Borough
- Prince of Wales-Hyder Census Area
- Sitka City and Borough
- Skagway Municipality
- Wrangell City and Borough
- Yakutat City and Borough

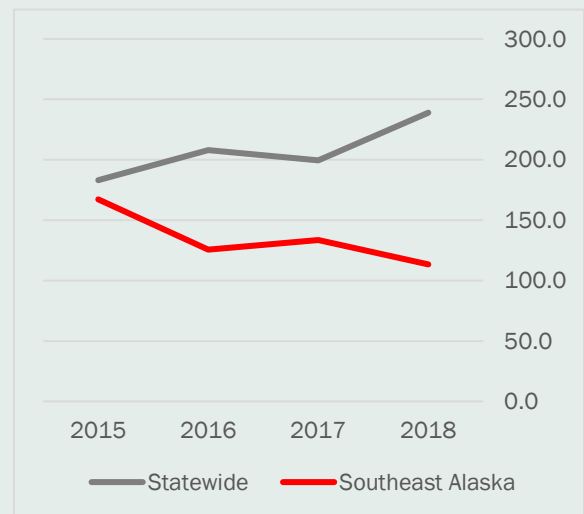
### Reporting Agencies:

- Alaska State Troopers A Detachment (servicing Haines, Juneau, Klawock, Ketchikan, Petersburg)
- Craig Police Department
- Haines Police Department
- Juneau Police Department
- Ketchikan Police Department
- Petersburg Police Department
- Sitka Police Department
- Skagway Police Department
- Wrangell Police Department

Southeast: Race of Victims



### Rates Per 100,000 Population of Felony Level Sex Offenses:





# FELONY SEX OFFENSES BY GEOGRAPHIC AREA

## Anchorage Alaska

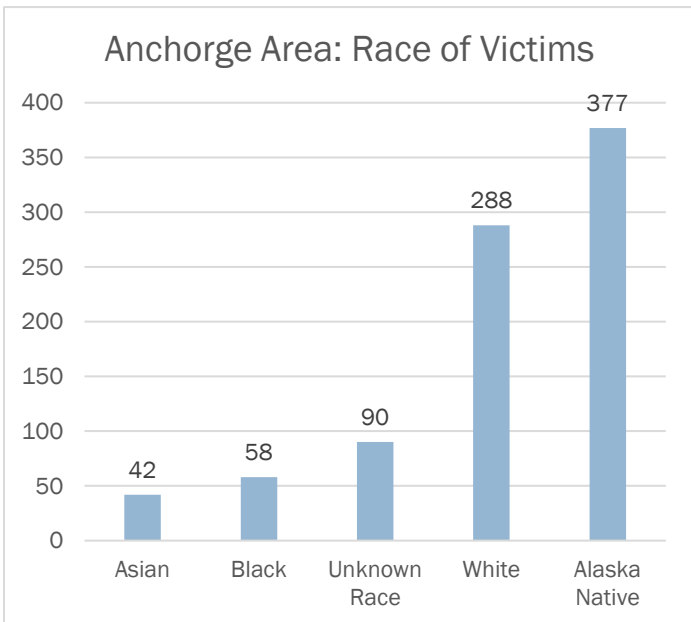


15

Most Common Victim Age

15

Most Common Suspect Age



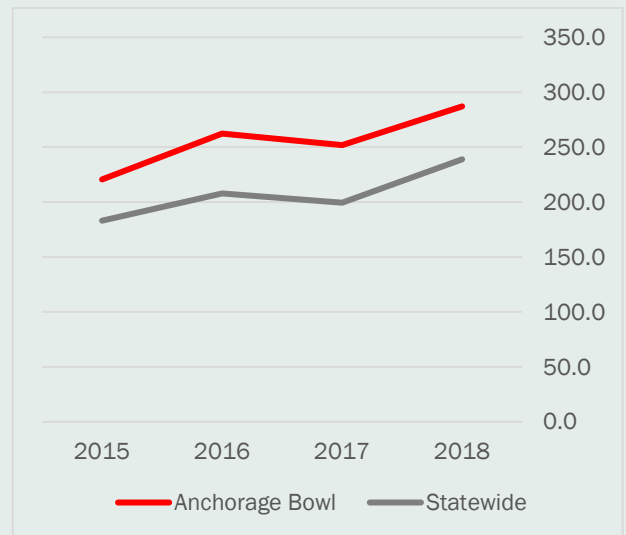
Population (291,538) Includes:

- Anchorage Municipality<sup>3</sup>

Reporting Agencies:

- Anchorage Airport Police & Fire Department
- Anchorage Police Department
- University of Alaska Anchorage Police Department

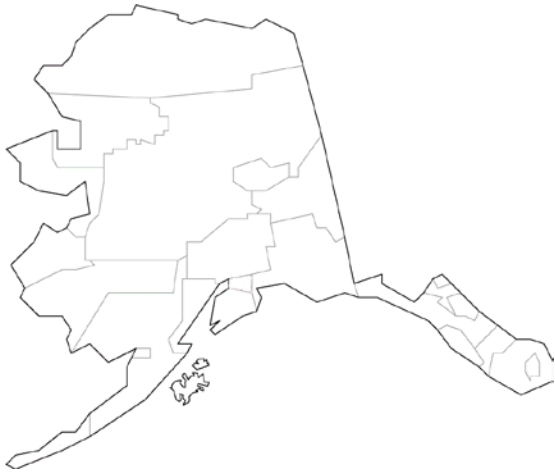
Rates Per 100,000 Population of Felony Level Sex Offenses:



<sup>3</sup> The population of Girdwood, Eagle River, and Chugiak is included in the total population of the Anchorage Municipality. The Girdwood area is serviced by Whittier Police Department who did not contribute to this data collection, while Eagle River and Chugiak are serviced by the Anchorage Police Department who contributed to the data collection.

# FELONY SEX OFFENSES BY GEOGRAPHIC AREA

## Specialized State Agencies



15

Most Common Victim Age

27

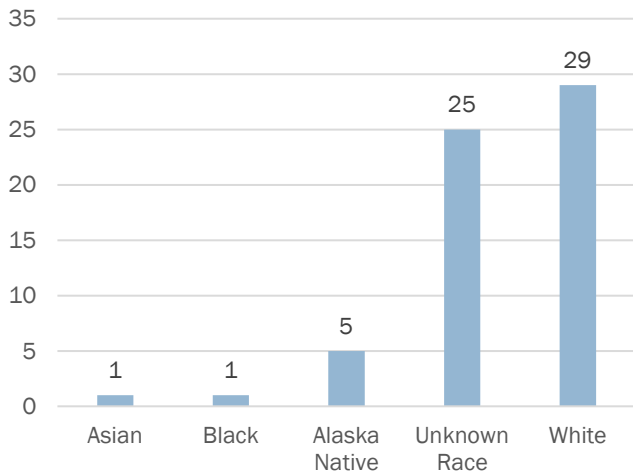
Most Common Suspect Age

### Specialized Agencies

- Alaska State Troopers, Alaska Bureau of Investigation
- Alaska Wildlife Troopers

These agencies provide service statewide and do not represent a specified population; therefore, a crime rate is not calculated for these agencies.

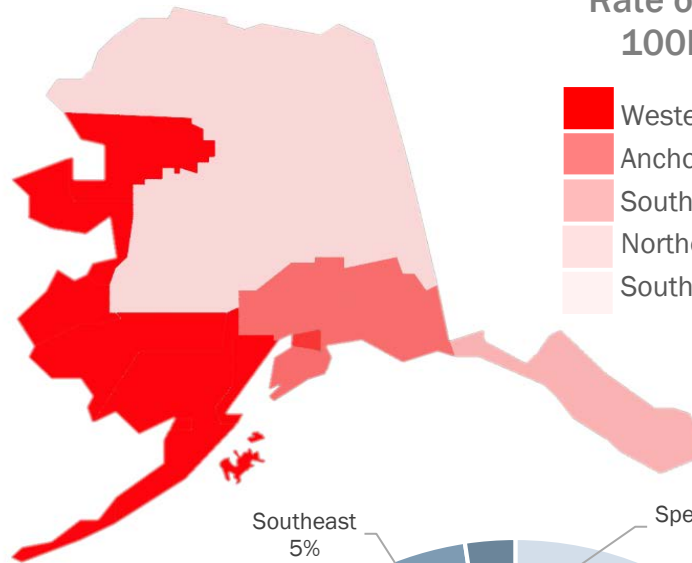
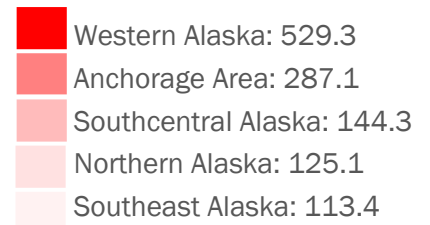
Specialized Agencies: Race of Victims



# VOLUME AND RATE OF FELONY SEX OFFENSES

## Rate of Incidents

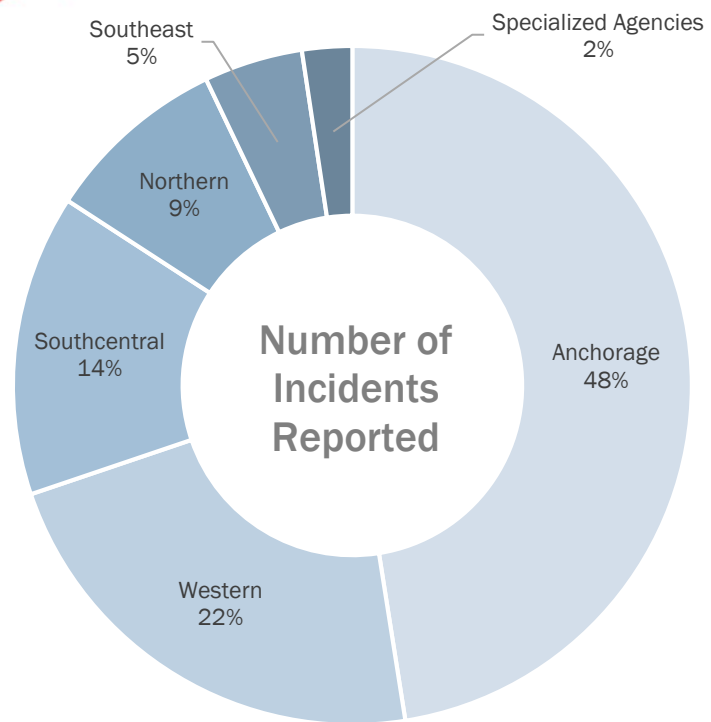
Rate of Incidents Per 100K Population



While agencies in the Anchorage area reported the highest volume of incidents (48% of the state total), the Western Alaska region reported the highest rate of incidents based on population.

Both the Anchorage area and Western Alaska have reported rates higher than the statewide rate.

Southeast Alaska reported the lowest rate of any region statewide and reported the fewest number of incidents statewide (excluding the Specialized Agencies).



Region	Incidents 2018	2018 Population <sup>4</sup>	Rate per 100K Population
Anchorage Area	837	291,538	287.1
Western Alaska	393	74,245	460.6
Southcentral Alaska	253	175,307	132.9
Northern Alaska	154	123,147	103.1
Southeast Alaska	83	73,201	110.7
Specialized Agencies	42		n/a <sup>5</sup>
<b>Statewide Total</b>	<b>1762</b>	<b>737,438</b>	<b>224.6</b>

<sup>4</sup> From US Census Bureau, Cumulative Estimates of Resident Population Change and Rankings: April 1, 2010 to July 1, 2018

<sup>5</sup> These agencies provide service statewide and do not represent a specified population; therefore, a crime rate is not calculated for these agencies.

# VICTIM INFORMATION<sup>6</sup>

## Reported Victim Demographics

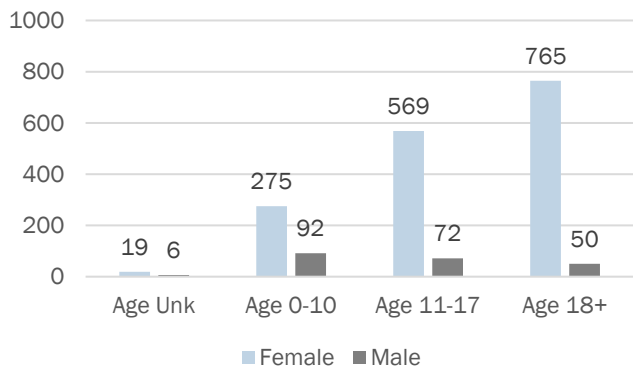
Victim Race	Female	Male	Unknown Sex
Alaska Native	808	67	0
White	481	94	0
Race Unknown	234	41	2
Black	60	10	0
Asian	45	8	0

Victim Age Group	Female	Male	Unknown Sex
Age Unknown	19	6	2
Age 0-10	275	92	0
Age 11-17	569	72	0
Age 18+	765	50	0

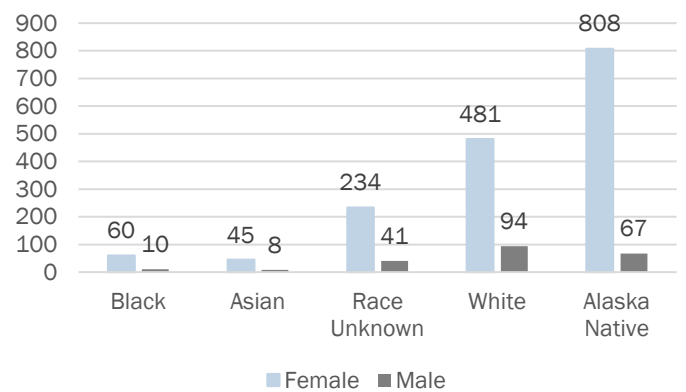
The median age of female victims statewide was **17** years old, while the most common age was **15**.

The median age of male victims statewide was **12** years old, while the most common age was **4**.

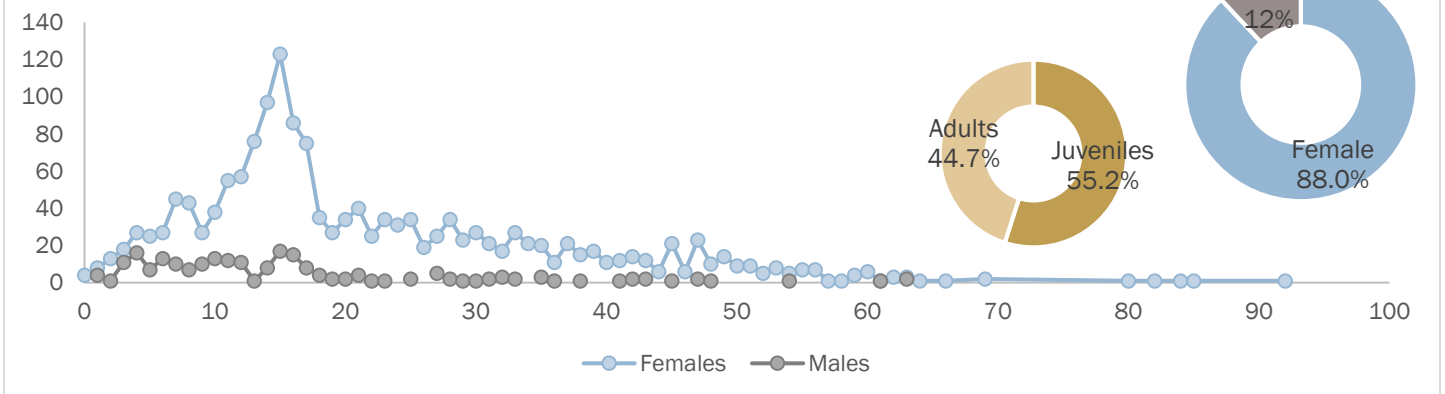
Age of Victims: Statewide



Race of Victims: Statewide



Distribution of Victims by Age and Sex



<sup>6</sup> Not all reported incidents included victim information, and some incidents involved multiple victims. Of the 1762 reported incidents, at least partial data for 1850 victims was provided.

# SUSPECT INFORMATION<sup>7</sup>

## Reported Suspect Demographics

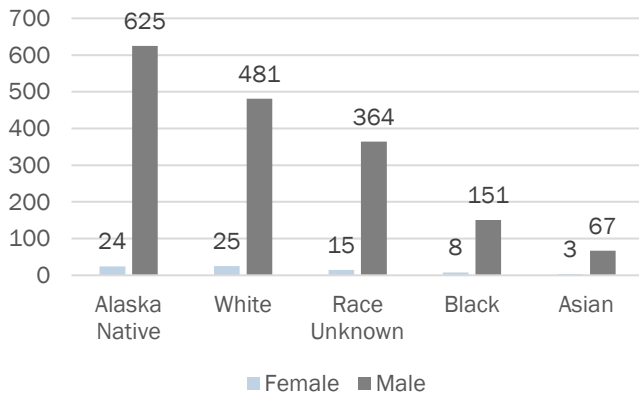
Suspect Race	Female	Male	Unknown Sex
Alaska Native	24	625	0
White	25	481	2
Race Unknown	15	364	24
Black	8	151	0
Asian	3	67	0

Suspect Age	Female	Male	Unknown Sex
Age Unknown	8	243	23
Age 0-10	1	11	0
Age 11-17	13	256	0
Age 18+	53	1178	3

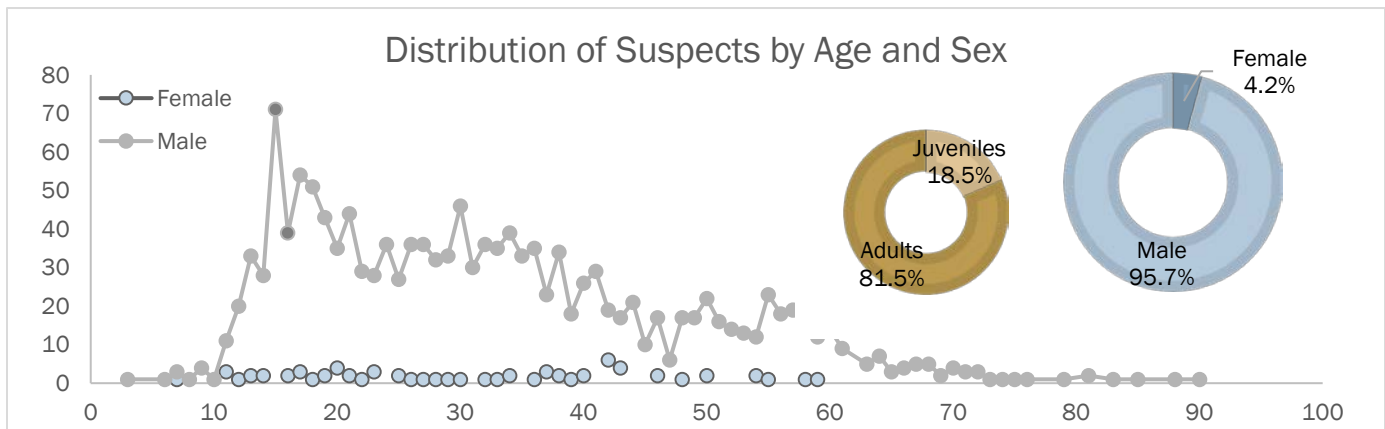
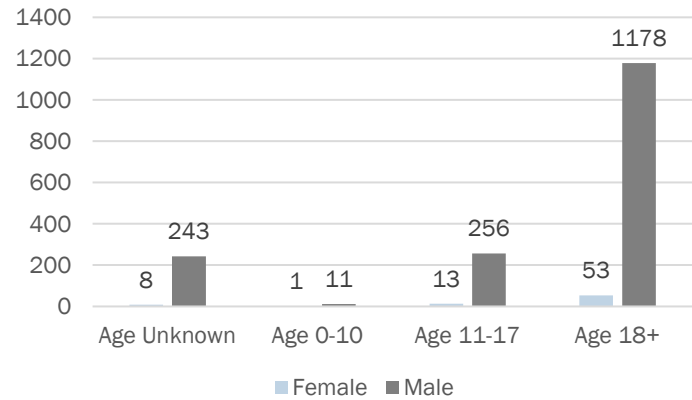
The median age of all suspects was **30** years old, while the most common age was **15**.

Alaska Native males comprised 35% of all reported suspects; white males comprised 27%, and unknown suspects were reported in 23% of incidents.

Race of Suspects: Statewide



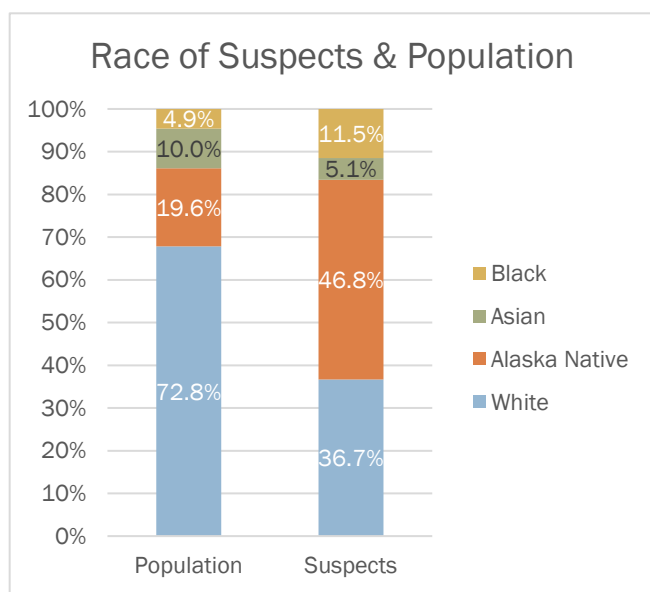
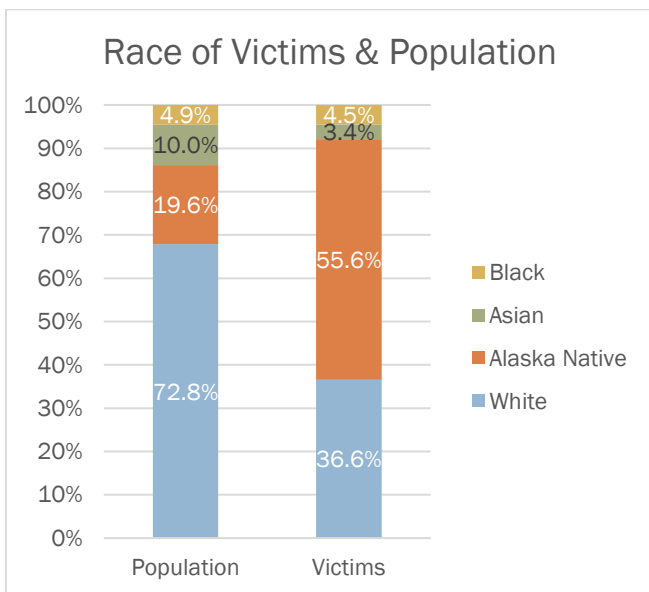
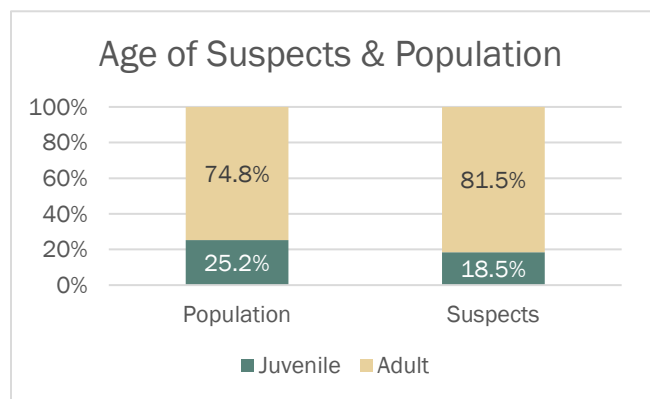
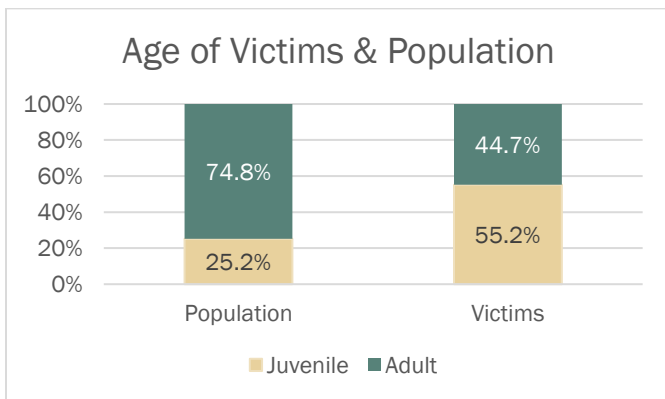
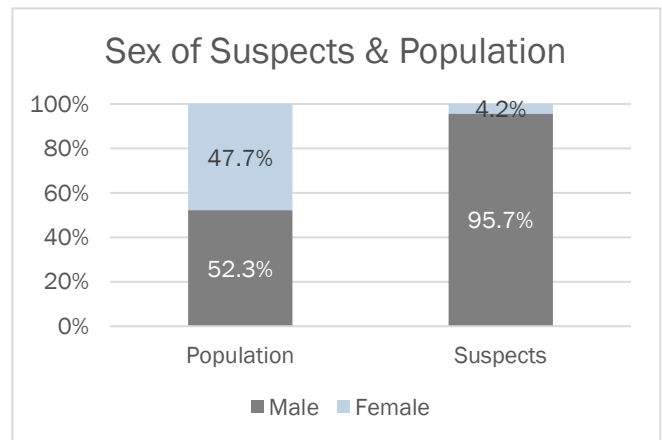
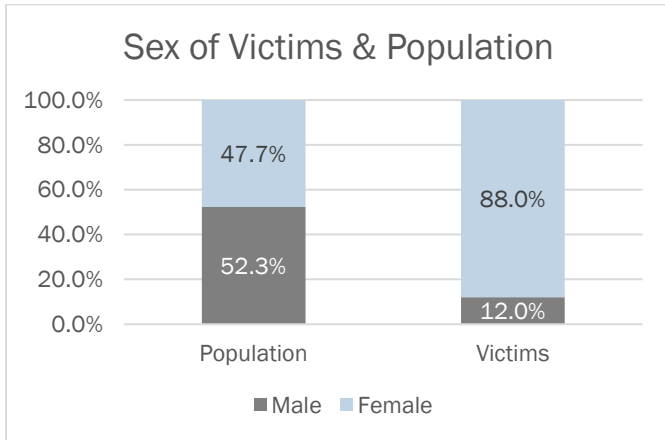
Age of Suspects: Statewide



<sup>7</sup> Not all reported incidents included suspect information, and some incidents involved multiple suspects. Of the 1762 reported incidents, at least partial data for 1789 suspects was provided.

# VICTIMS & SUSPECTS RELATED TO POPULATION<sup>8</sup>

## Population Comparison

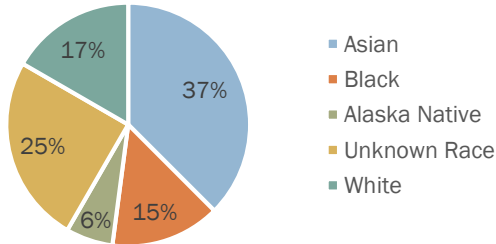


<sup>8</sup> Population demographics from U.S. Census Bureau, [2013-2017 American Community Survey 5-Year Estimates](#). Percentages of race for population does not equal 100.0% to account for multi-race individuals. The Felon Sex Offense (FSO) guidelines advises reporting agencies to report a single race code per individual.

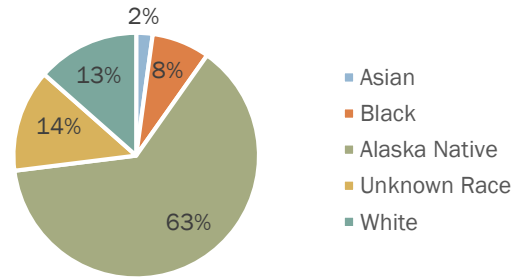
# VICTIM/SUSPECT RACIAL RELATIONSHIPS<sup>9</sup>

## Reported Victim Suspect Racial Comparison

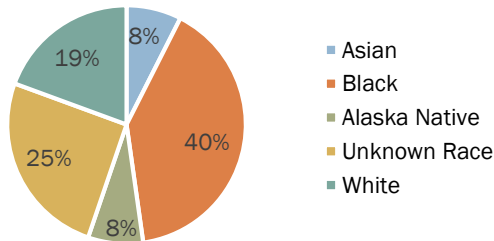
Asian Victims: Race of Suspect



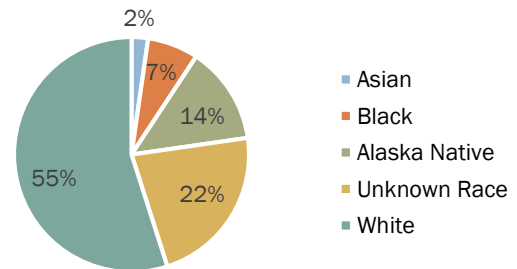
Alaska Native Victims: Race of Suspect



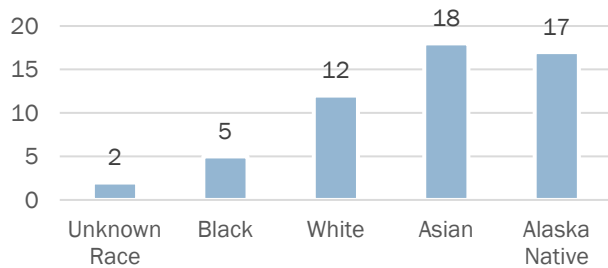
Black Victims: Race of Suspect



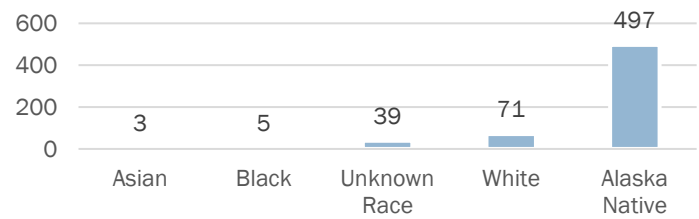
White Victims: Race of Suspect



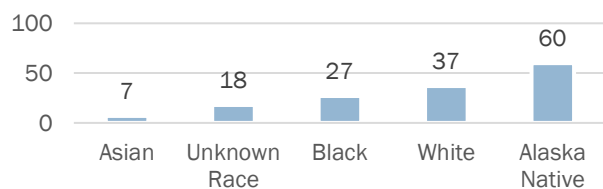
Asian Suspects: Race of Victims



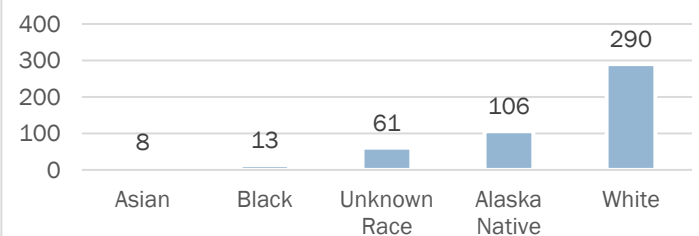
Alaska Native Suspects: Race of Victims



Black Suspects: Race of Victims



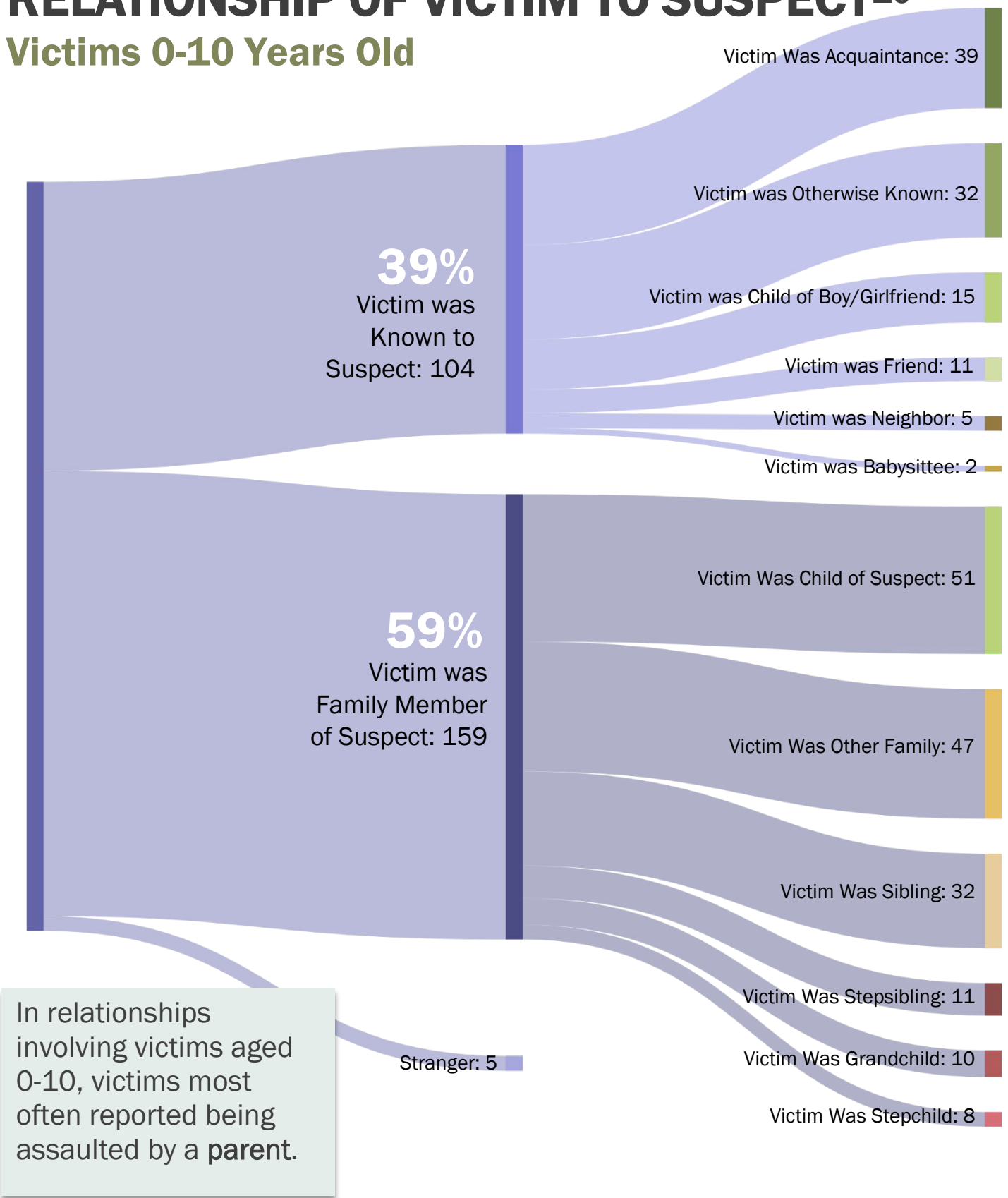
White Suspects: Race of Victims



<sup>9</sup> Not all reported incidents included suspect or victim demographics, and some incidents included multiple suspects or victims. Of the 1762 reported incidents, at least partial data for 1850 victims and 1789 suspects was provided.

# RELATIONSHIP OF VICTIM TO SUSPECT<sup>10</sup>

## Victims 0-10 Years Old



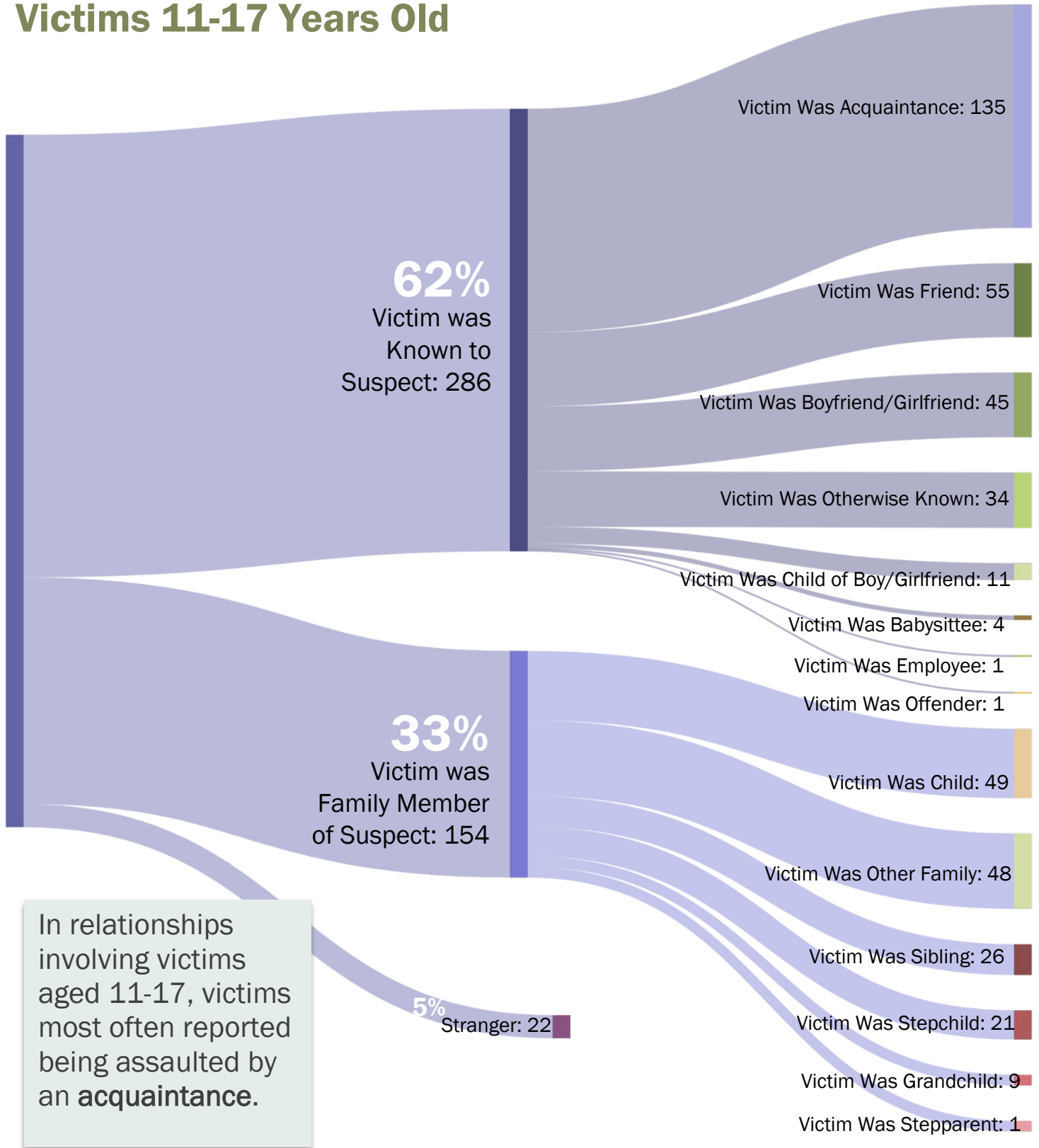
In relationships involving victims aged 0-10, victims most often reported being assaulted by a **parent**.

<sup>10</sup> Not all reported incidents included relationship data. The number of relationships will not equal the number of victims or incidents; with incidents in which multiple victims or suspects are involved, each victim-suspect pair is counted resulting in more relationships than victims or suspects.



# RELATIONSHIP OF VICTIM TO SUSPECT<sup>11</sup>

## Victims 11-17 Years Old

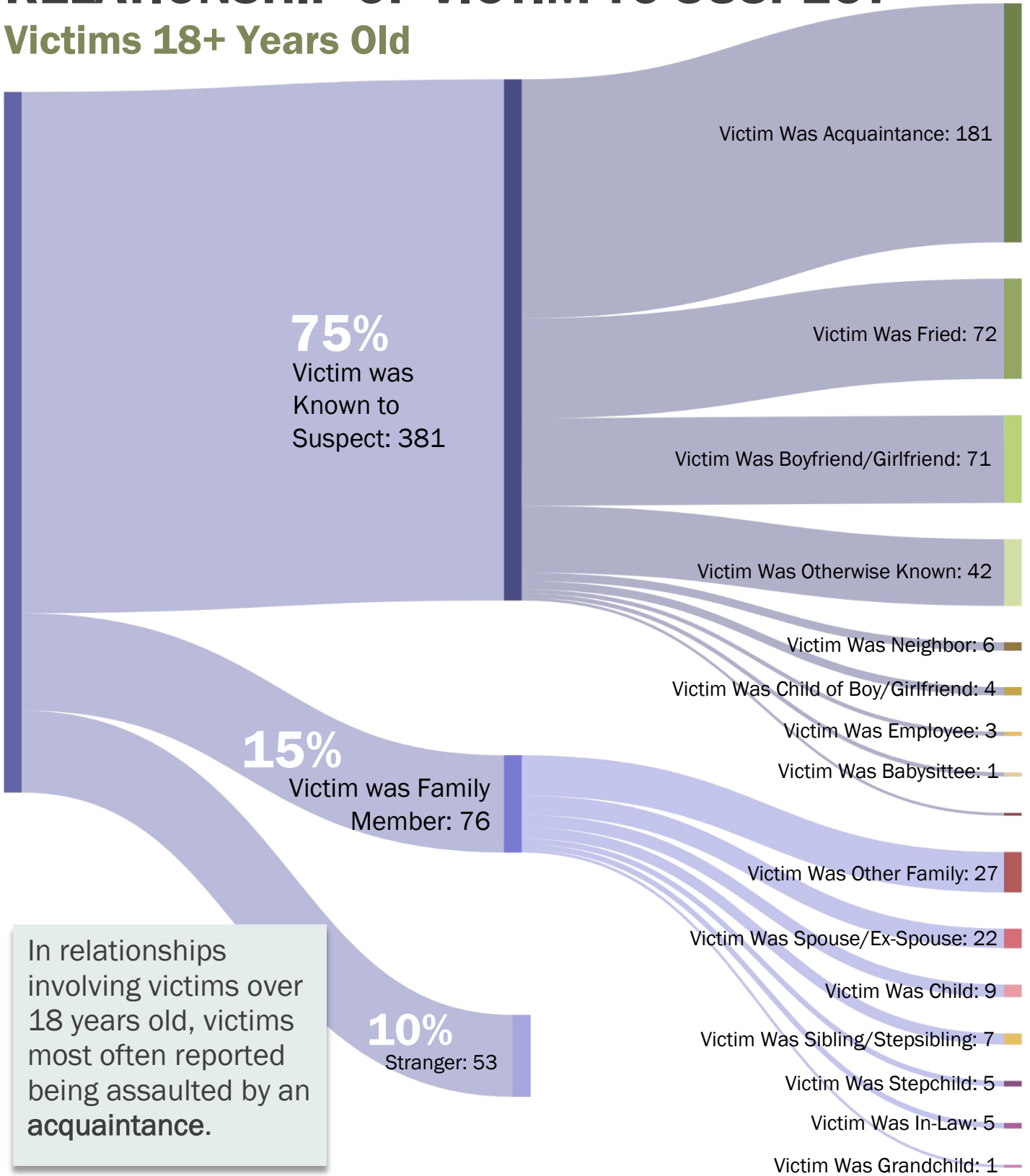


In relationships involving victims aged 11-17, victims most often reported being assaulted by an acquaintance.

<sup>11</sup> Not all reported incidents included relationship data. The number of relationships will not equal the number of victims or incidents; with incidents in which multiple victims or suspects are involved, each victim-suspect pair is counted resulting in more relationships than victims or suspects.

# RELATIONSHIP OF VICTIM TO SUSPECT<sup>12</sup>

## Victims 18+ Years Old



In relationships involving victims over 18 years old, victims most often reported being assaulted by an acquaintance.

<sup>12</sup> Not all reported incidents included relationship data. The number of relationships will not equal the number of victims or incidents; with incidents in which multiple victims or suspects are involved, each victim-suspect pair is counted resulting in more relationships than victims or suspects.

# LOCATIONS AND WEAPONS<sup>13</sup>

## Reported Supplemental Data



75% of incident locations were reported as a residence/home

Locations	
Residence/Home	926
Hotel/Motel/Etc.	51
Highway/Road/Alley/Street/Sidewalk	42
School/College	32
Field/Woods	27
Tribal Lands	18
Park/Playground	17
Parking/Drop Lot/Garage	15
School-Elementary/Secondary	14
Drug Store/Doctor's Office/Hospital	13
Camp/Campground	12
Government/Public Building	9
Lake/Waterway/Beach	9
Church/Synagogue/Temple/Mosque	8
Daycare Facility	7
Abandoned/Condemned Structure	5
Commercial/Office Building	5
Jail/Prison/ Corrections Facility	5
Air/Bus/Train Terminal	4
Bar/Nightclub	3
Shelter-Mission/Homeless	3
Grocery/Supermarket	2
Amusement Park	1
Bank/Savings and Loan	1
Convenience Store	1
Rental Storage Facility	1
Restaurant	1
Shopping Mall	1
Specialty Store	1



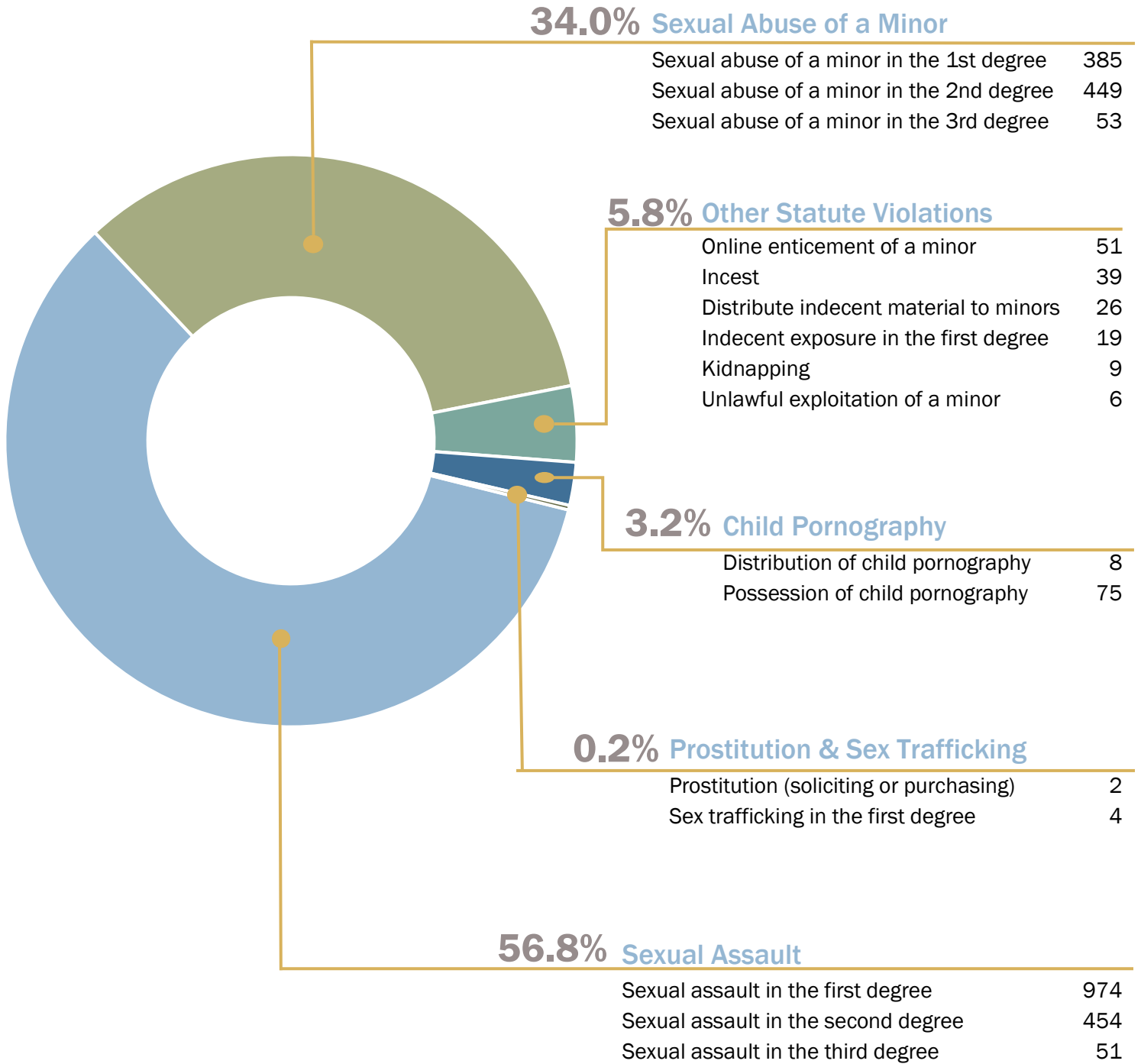
91% of incidents reported did not involve a weapon

Weapons	
None	1017
Personal Weapons	39
Other	19
Asphyxiation	17
Knife/Cutting Instrument	10
Drugs/Narcotics/Sleeping Pills	7
Firearm	6
Handgun	2
Motor Vehicle	2
Blunt Object	1
Other Firearm	1
Shotgun	1

<sup>13</sup> Not all reported incidents included location and/or weapon data. Of the 1762 reported incidents, 1234 locations were provided and identified as other than "Other/Unknown; 1122 incidents listed weapons other than "Unknown." Location definitions can be found in the FBI's National Incident Based Reporting System [User Manual](#).

# STATE STATUTE VIOLATIONS<sup>14</sup>

## Reported Statutory Offenses



<sup>14</sup> These are counts of potential statute violations reported; there is no direct relationship to victim counts, number of incidents/cases, or actual charges filed.

# REFERENCES & FURTHER READING

- Alaska State Legislature, [Statutory Definition of Felony Level Sex Offenses](#)
- Alaska State Legislature, [Statutory Requirement of Reporting Uniform Crime Information](#)
- Bureau of Justice Statistics, [National Crime Victimization Survey \(NCVS\)](#)
- Federal Bureau of Investigation, [Crime in the United States 2018](#)
- Federal Bureau of Investigation, [National Incident Based Reporting - The Structure of Family Violence: An Analysis of Selected Incidents](#)
- Federal Bureau of Investigation, [Sex Offenses Reported via National Incident Based Reporting System in 2013](#)
- Federal Bureau of Investigation, [Uniform Crime Reporting program's rape definition](#)
- State of Alaska Department of Public Safety, [Crime in Alaska 2018: Uniform Crime Reporting Program Annual Report](#)
- State of Alaska Department of Public Safety: [Sex Offender/Child Kidnapper Registry](#)
- U.S. Department of Justice: [The Dru Sjodin National Sex Offender Public Website](#)
- University of Alaska Anchorage Justice Center: [Alaska Victimization Survey \(AVS\)](#)