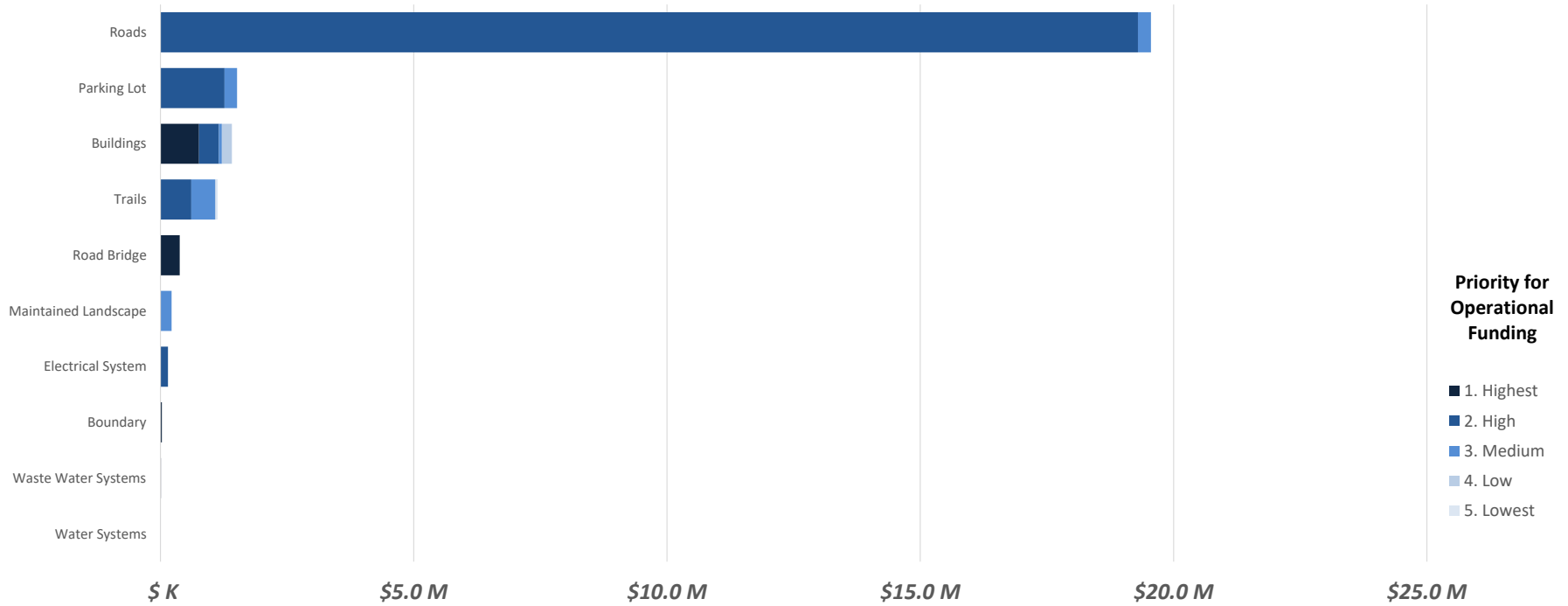
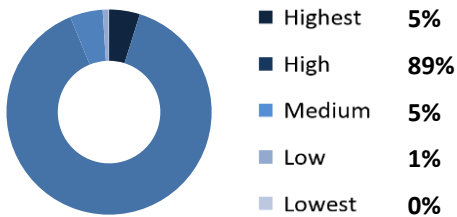


Total Deferred Maintenance \$24,399,381

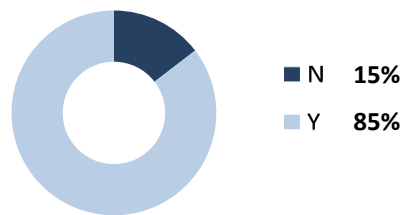
Deferred Maintenance by Asset Category



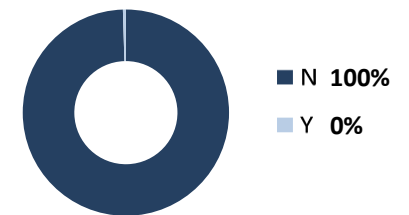
Priority for Operational Funding
 by \$ Value



Transportation Asset Breakdown
 by \$ Value



Historic Asset Breakdown
 by \$ Value



Summary of Deferred Maintenance

Compared to Replacement Value

	<i>Deferred Maintenance</i>
UT	24,399,381
Arches National Park	24,399,381
<i>Amphitheater</i>	0
<i>Boundary</i>	28,062
<i>Buildings</i>	1,411,125
<i>Communications System</i>	0
<i>Dam/Levee/Dike</i>	0
<i>Electrical System</i>	149,353
<i>Fuel System</i>	0
<i>Interpretive Media</i>	0
<i>Maintained Landscape</i>	220,057
<i>Parking Lot</i>	1,512,631
<i>Road Bridge</i>	381,472
<i>Trail Bridge</i>	0
<i>Trails</i>	1,125,421
<i>Waste Water Systems</i>	9,140
AS01 Library Septic System	0
AS02 Visitor Center Septic System	9,140
AS03 Housing/Maintenance Septic System	0
AS04 Seasonal Housing Septic System	0
AS05 Comfort Station #1 Septic System	0
AS06 Comfort Station #2 Septic System	0
AS07 Comfort Station #3 Septic System	0
<i>Water Systems</i>	8,144
AU01 Visitor Center Water System #1	5,072
AU03 Visitor Center Water System #2	0
AU04 Devils Garden Water System	3,072
<i>Roads</i>	19,553,976
Grand Total	24,399,381

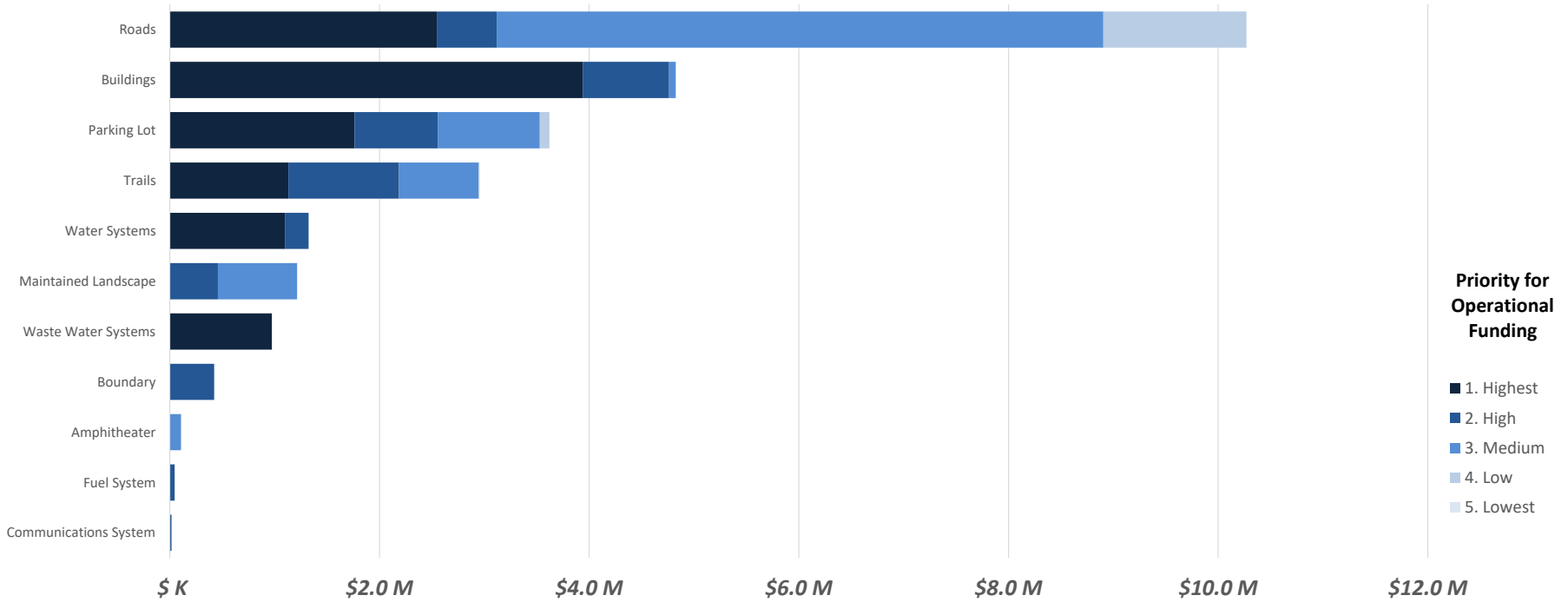
(*) - Costs lumped into another unit.

(**) - Costs not documented.

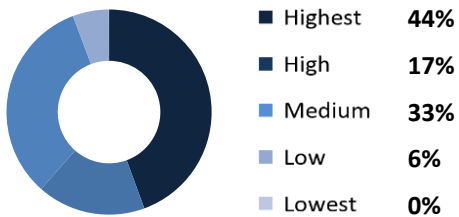
(***) - Costs for park included in another state.

Total Deferred Maintenance \$25,787,577

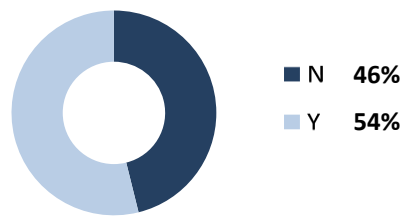
Deferred Maintenance by Asset Category



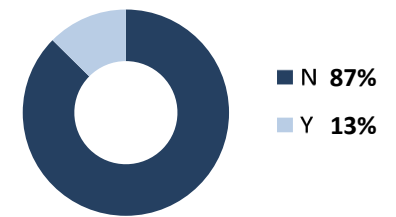
Priority for Operational Funding
 by \$ Value



Transportation Asset Breakdown
 by \$ Value



Historic Asset Breakdown
 by \$ Value



Summary of Deferred Maintenance

Compared to Replacement Value

	<i>Deferred Maintenance</i>
UT	25,787,577
Bryce Canyon National Park	25,787,577
<i>Amphitheater</i>	107,684
<i>Boundary</i>	423,718
<i>Buildings</i>	4,826,369
<i>Communications System</i>	16,000
<i>Electrical System</i>	0
<i>Fuel System</i>	46,169
<i>Maintained Archeological Site</i>	0
<i>Maintained Landscape</i>	1,223,345
<i>Monument/Memorial</i>	0
<i>Parking Lot</i>	3,621,204
<i>Trail Bridge</i>	0
<i>Trails</i>	2,955,332
<i>Waste Water Systems</i>	973,788
High Plateau's Institute Wastewater System	0
Rainbow Comfort Station Wastewater System	0
Wastewater/Lagoon System	973,788
<i>Water Systems</i>	1,323,863
East Creek Water System 09045	1,098,354
Yovimpa Water System 10020	225,509
<i>Roads</i>	10,270,105
Grand Total	25,787,577

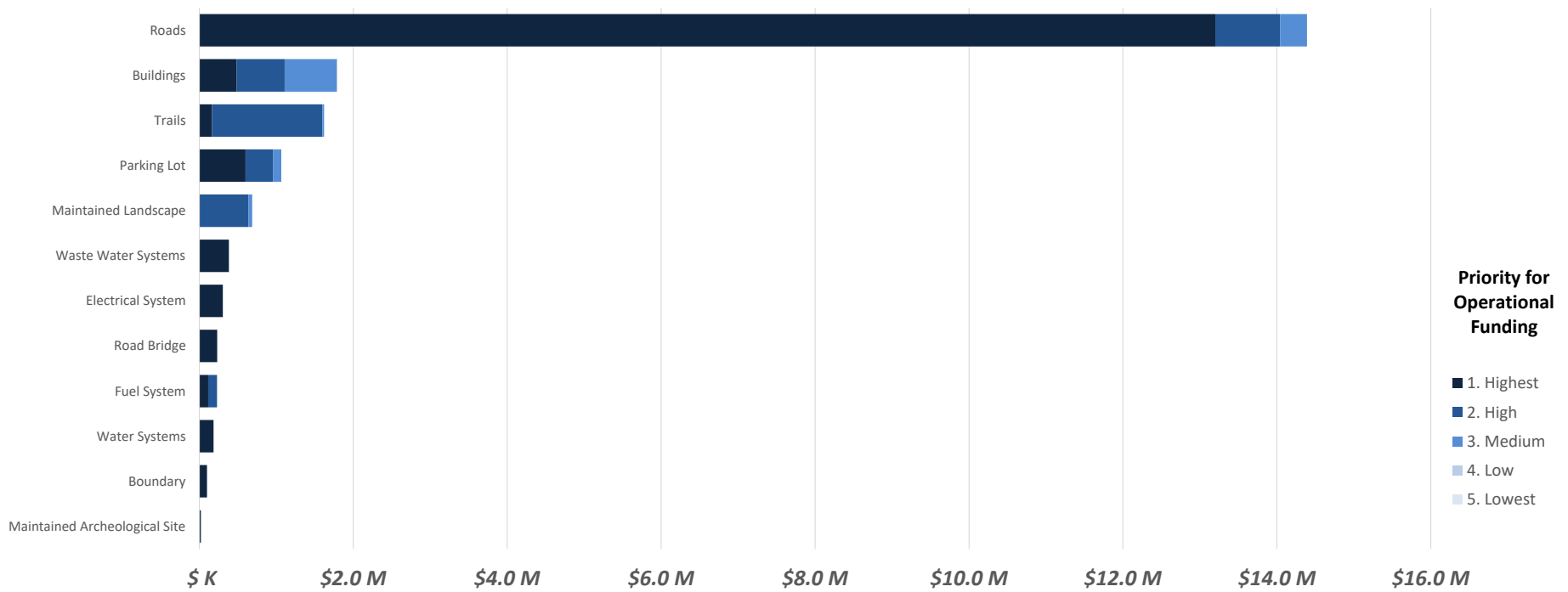
(*) - Costs lumped into another unit.

(**) - Costs not documented.

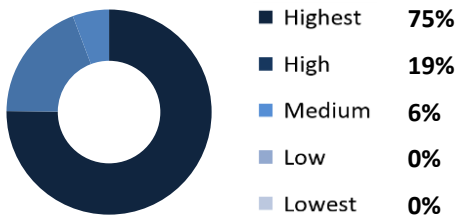
(***) - Costs for park included in another state.

Total Deferred Maintenance \$21,005,443

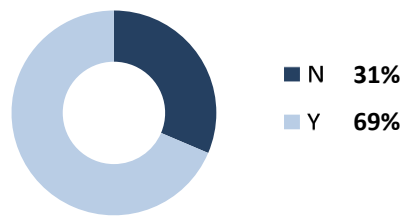
Deferred Maintenance by Asset Category



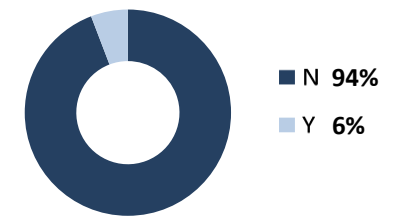
Priority for Operational Funding by \$ Value



Transportation Asset Breakdown by \$ Value



Historic Asset Breakdown by \$ Value



Summary of Deferred Maintenance

Compared to Replacement Value

	<i>Deferred Maintenance</i>
UT	21,005,443
Canyonlands National Park	21,005,443
<i>Amphitheater</i>	0
<i>Boundary</i>	98,796
<i>Buildings</i>	1,788,838
<i>Communications System</i>	0
<i>Electrical System</i>	304,694
<i>Fuel System</i>	230,700
<i>Maintained Archeological Site</i>	19,293
<i>Maintained Landscape</i>	687,795
<i>Parking Lot</i>	1,064,614
<i>Road Bridge</i>	231,618
<i>Solid Waste System</i>	0
<i>Trails</i>	1,621,193
<i>Waste Water Systems</i>	383,244
IFMA-Waste Water System	0
MFHF-Visitor Center Waste Water System	0
MFUA-Housing/Shop Waste Water System	185,590
NFFB-Fee Booth Septic System	0
NFHA-Housing Septic System	2,674
NFSF-A Loop Comfort Station Septic System	0
NFSF-B Loop Comfort Station Septic System	0
NFUA-Maintenance Area Septic System	0
NFVC-Visitor Center Septic System	194,980
<i>Water Systems</i>	183,603
IFMA-Water System	27,380
MFUA-Water System	73,469
NFUA-Water System	82,754
<i>Roads</i>	14,391,054

(*) - Costs lumped into another unit.

(**) - Costs not documented.

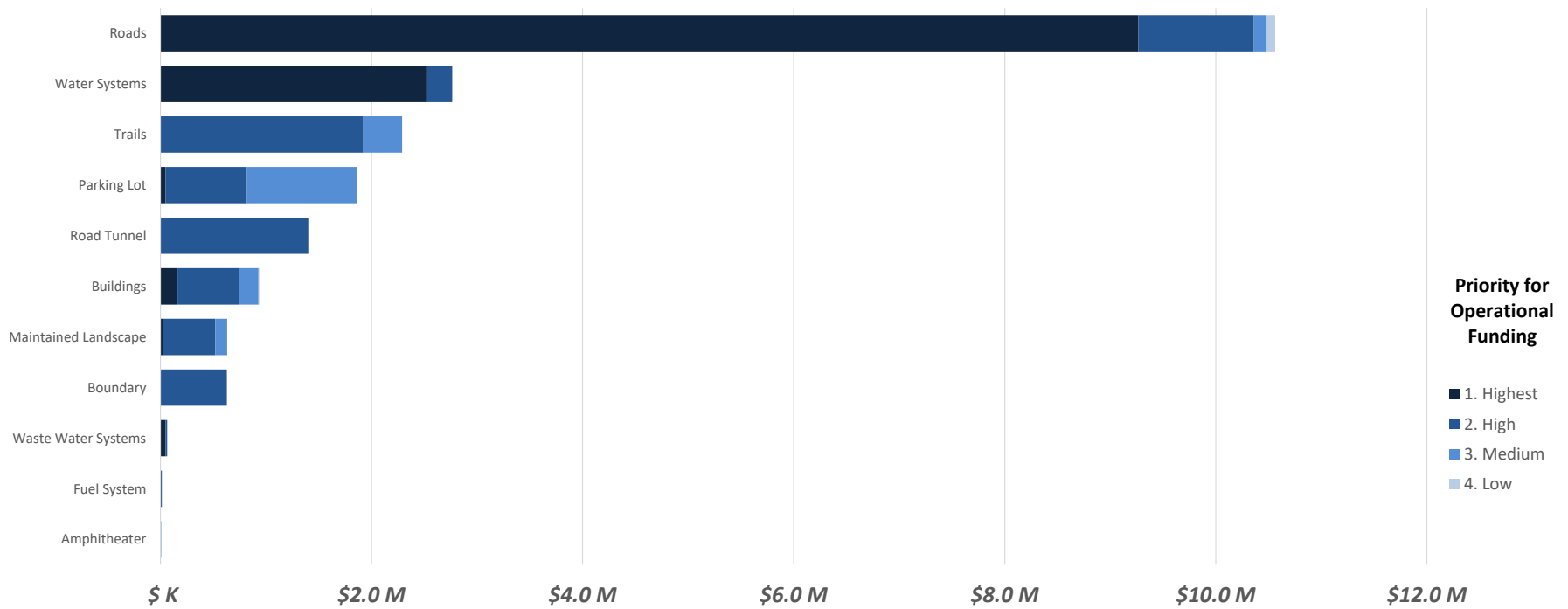
(***) - Costs for park included in another state.



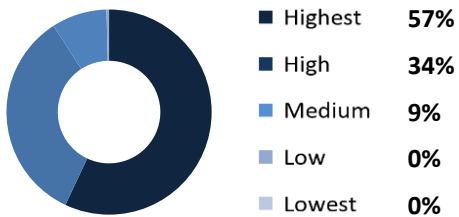
Grand Total	21,005,443
-------------	------------

Total Deferred Maintenance \$21,171,703

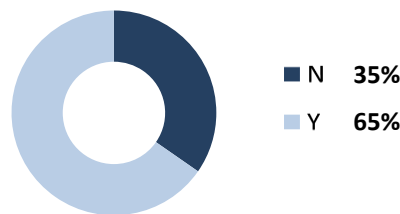
Deferred Maintenance by Asset Category



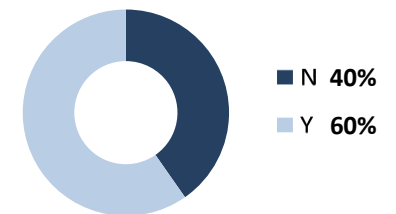
Priority for Operational Funding
 by \$ Value



Transportation Asset Breakdown
 by \$ Value



Historic Asset Breakdown
 by \$ Value



Summary of Deferred Maintenance

Compared to Replacement Value

	<i>Deferred Maintenance</i>
CO	21,171,703
Colorado National Monument	21,171,703
<i>Amphitheater</i>	7,945
<i>Boundary</i>	629,944
<i>Buildings</i>	936,254
<i>Communications System</i>	0
<i>Fuel System</i>	13,925
<i>Interpretive Media</i>	0
<i>Maintained Landscape</i>	632,261
<i>Parking Lot</i>	1,867,761
<i>Road Tunnel</i>	1,401,325
<i>Solid Waste System</i>	0
<i>Trails</i>	2,289,985
<i>Waste Water Systems</i>	64,436
Devils Kitchen Septic System	4,444
East Side Septic System	8,887
West Entrance Septic System	3,555
WW1-Saddlehorn Wastewater System	47,550
<i>Water Systems</i>	2,765,293
WA1-Saddlehorn Water System	2,519,798
WA2-East Side Water System	245,494
<i>Roads</i>	10,562,576
Grand Total	21,171,703

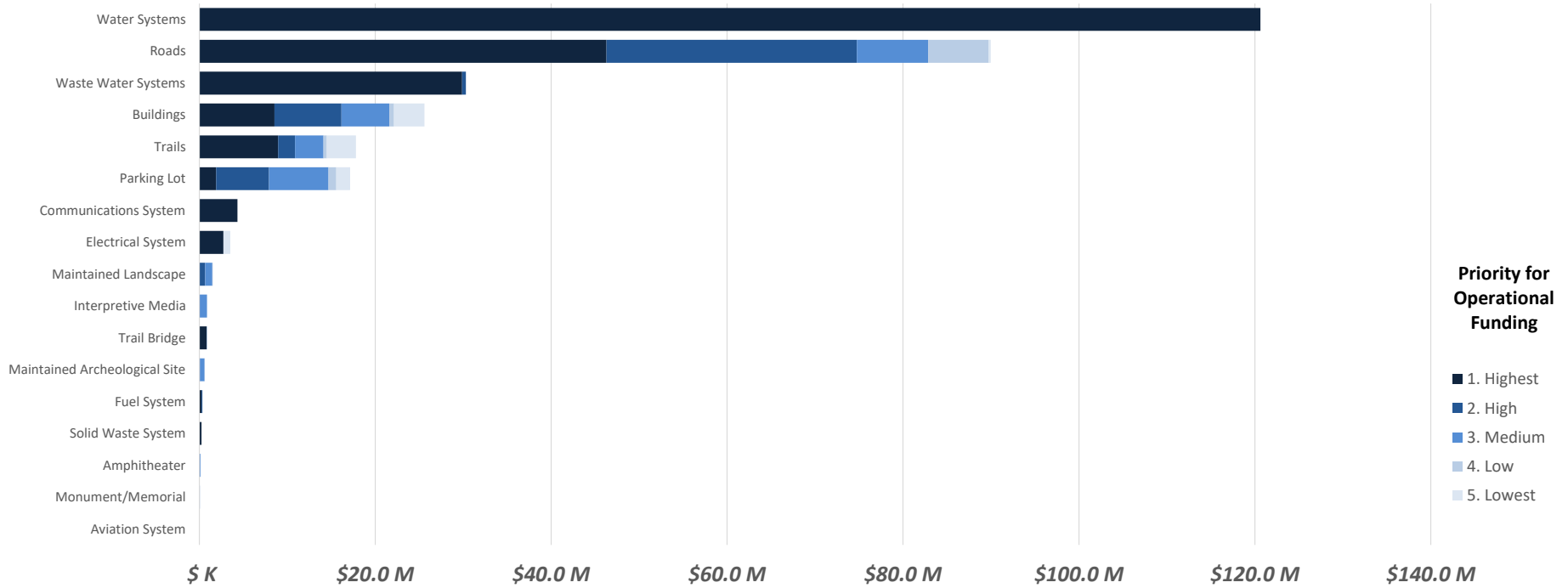
(*) - Costs lumped into another unit.

(**) - Costs not documented.

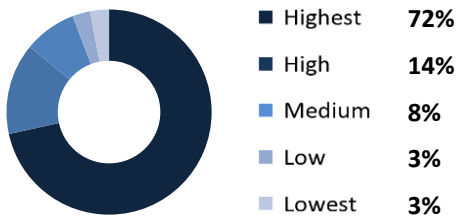
(***) - Costs for park included in another state.

Total Deferred Maintenance \$313,866,913

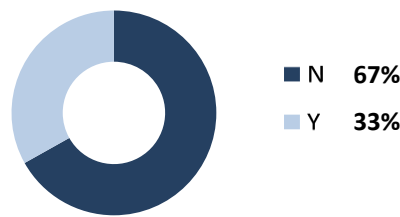
Deferred Maintenance by Asset Category



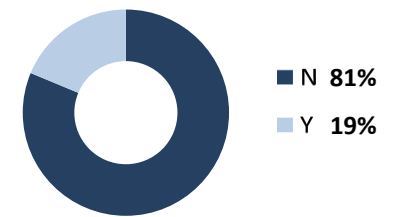
Priority for Operational Funding by \$ Value



Transportation Asset Breakdown by \$ Value



Historic Asset Breakdown by \$ Value



Summary of Deferred Maintenance

Compared to Replacement Value

	<i>Deferred Maintenance</i>
AZ	313,866,913
Grand Canyon National Park	313,866,913
<i>Amphitheater</i>	120,687
<i>Aviation System</i>	5,304
<i>Boundary</i>	0
<i>Buildings</i>	25,595,940
<i>Communications System</i>	4,337,576
<i>Electrical System</i>	3,513,034
<i>Fuel System</i>	345,791
<i>Interpretive Media</i>	868,657
<i>Maintained Archeological Site</i>	599,574
<i>Maintained Landscape</i>	1,517,889
<i>Monument/Memorial</i>	47,388
<i>Parking Lot</i>	17,137,149
<i>Railroad System</i>	0
<i>Solid Waste System</i>	236,748
<i>Trail Bridge</i>	850,499
<i>Trails</i>	17,796,907
<i>Waste Water Systems</i>	30,294,248
Cottonwood Septic System	423,386
Desert View New Entrance Station Septic System	0
Desert View Wastewater System	1,545,761
Hermit's Rest Septic System	0
Indian Garden Septic System	381,860
North Entrance Septic System	0
North Rim Wastewater System	11,108,832
North Rim WWTP Septic System	0
Phantom Ranch Wastewater System	903,455
Roaring Springs Bunkhouse Septic System	0

(*) - Costs lumped into another unit.

(**) - Costs not documented.

(***) - Costs for park included in another state.



South Entrance Septic System	0
South Rim Village Wastewater System	15,927,331
Supai Septic System	0
Tuweep Septic System	2,954
Yaki Point Holding Tank	669
<i>Water Systems</i>	120,632,506
Potable Water Distribution System	119,552,677
South Rim Reclaim System	1,005,480
Tuweep Water System	74,349
<i>Roads</i>	89,967,017
Grand Total	313,866,913

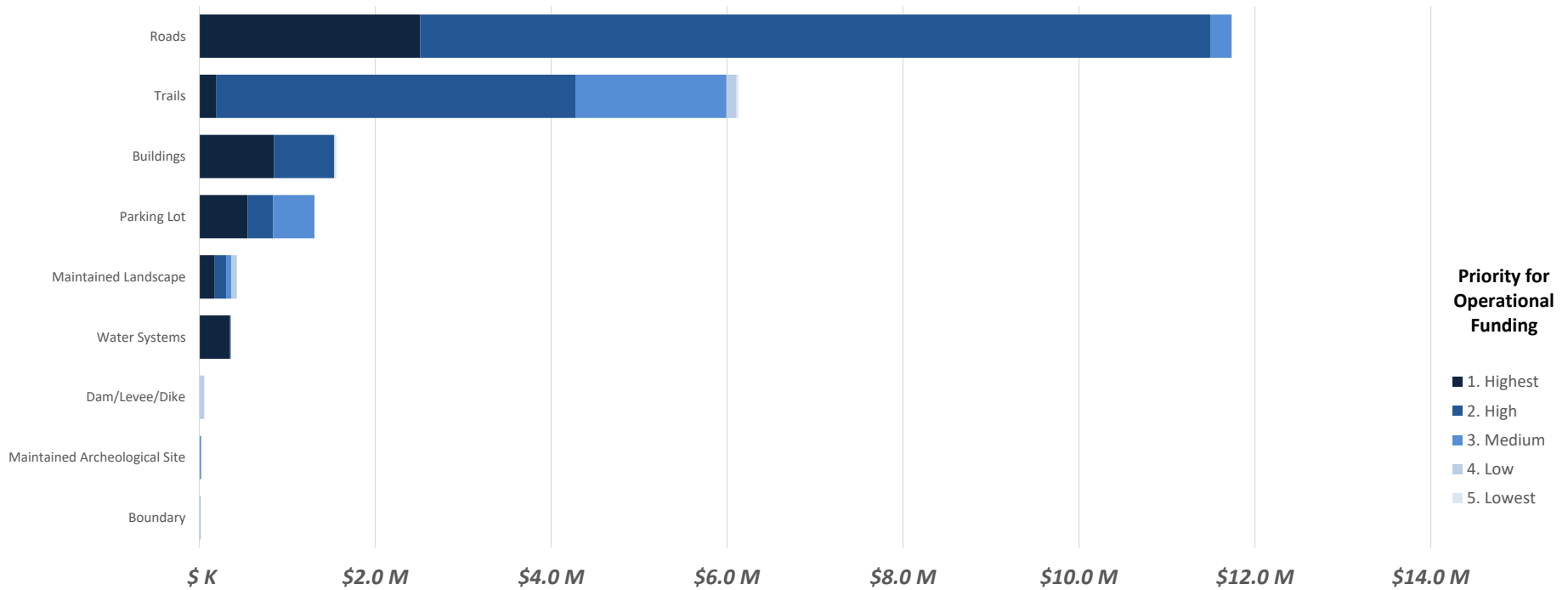
(*) - Costs lumped into another unit.

(**) - Costs not documented.

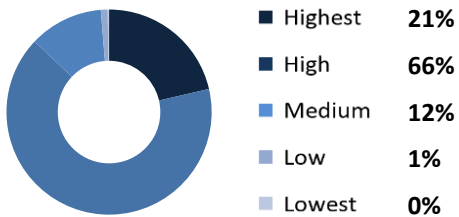
(***) - Costs for park included in another state.

Total Deferred Maintenance \$21,601,752

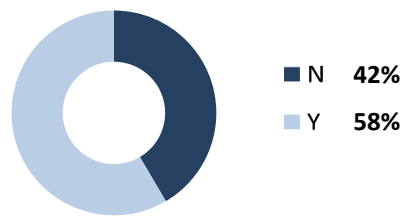
Deferred Maintenance by Asset Category



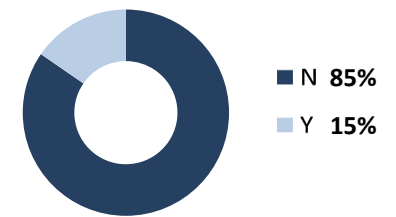
Priority for Operational Funding
by \$ Value



Transportation Asset Breakdown
by \$ Value



Historic Asset Breakdown
by \$ Value



Summary of Deferred Maintenance

Compared to Replacement Value

	<i>Deferred Maintenance</i>
AZ	21,601,752
Saguaro National Park	21,601,752
<i>Boundary</i>	10,047
<i>Buildings</i>	1,558,133
<i>Communications System</i>	0
<i>Dam/Levee/Dike</i>	56,005
<i>Interpretive Media</i>	0
<i>Maintained Archeological Site</i>	21,060
<i>Maintained Landscape</i>	426,840
<i>Parking Lot</i>	1,308,376
<i>Trails</i>	6,129,770
<i>Waste Water Systems</i>	0
RM Headquarters Wastewater System (REMOVE)	0
TM Wastewater System	0
RM Fire Facility Wastewater Treatment	0
RM Air Operations Wastewater System	0
RM Visitor Center Wastewater System	0
RM Multi Building Wastewater System	0
RM Madrona Wastewater System	0
RM Maintenance Wastewater System (remove)	0
<i>Water Systems</i>	356,365
RM Air Operations Water System	0
RM Fire Facility Water System	0
RM Manning Camp Water System-still exists	8,765
TM Water System	269,642
RM Madrona Water System	0
RM VC - Admin - Maint Area Water System	0
RM Multi Building Water System	0
RM Greene Property Water System	77,958

(*) - Costs lumped into another unit.

(**) - Costs not documented.

(***) - Costs for park included in another state.

Arizona | IMR | Saguaro National Park
Multiple Asset Types
Grijalva - AZ 3, Kirkpatrick - AZ 2

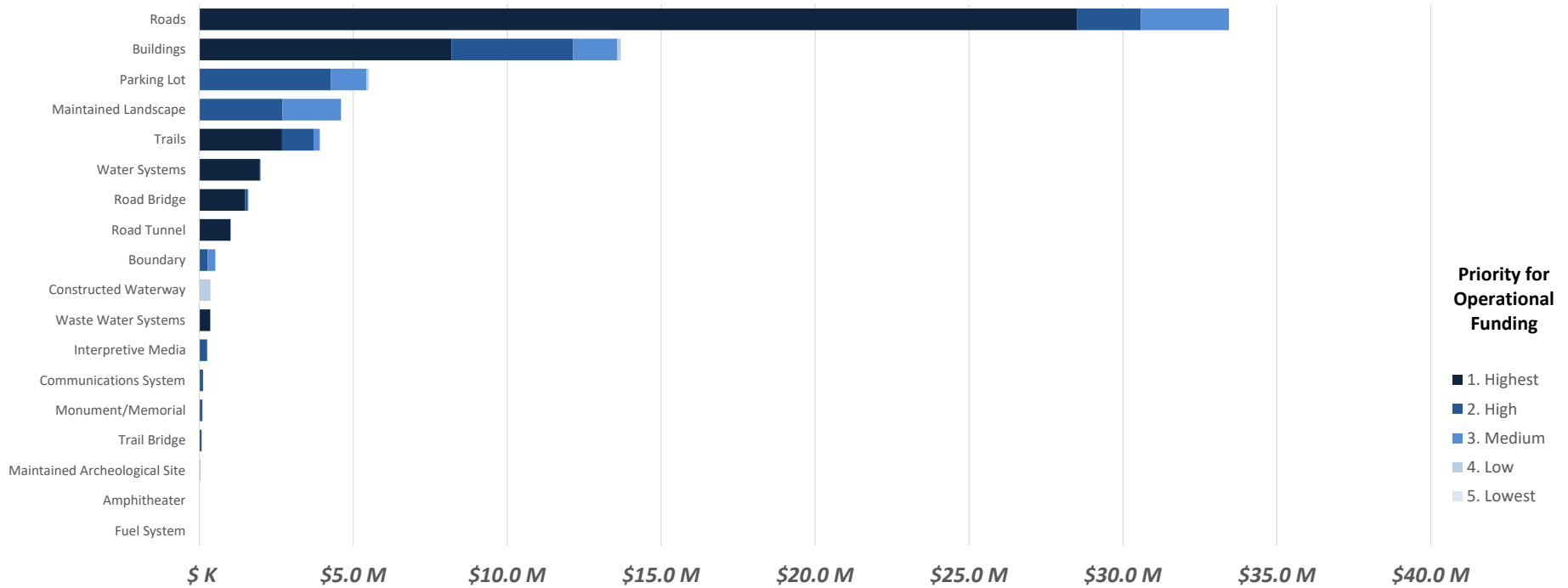


<i>Roads</i>	11,735,156
Grand Total	21,601,752

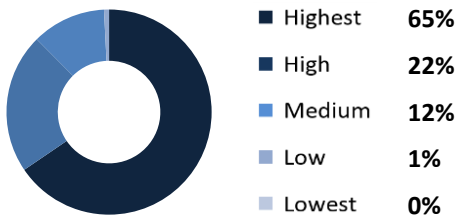
(*) - Costs lumped into another unit.
(**) - Costs not documented.
(***) - Costs for park included in another state.

Total Deferred Maintenance \$67,552,651

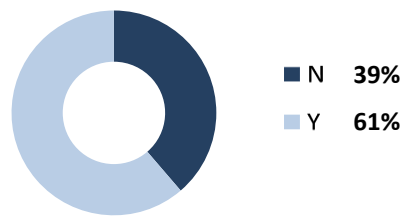
Deferred Maintenance by Asset Category



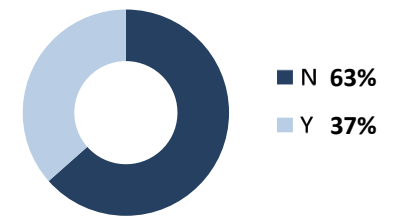
Priority for Operational Funding by \$ Value



Transportation Asset Breakdown by \$ Value



Historic Asset Breakdown by \$ Value



Summary of Deferred Maintenance

Compared to Replacement Value

	<i>Deferred Maintenance</i>
UT	67,552,651
Zion National Park	67,552,651
<i>Amphitheater</i>	2,148
<i>Boundary</i>	521,334
<i>Buildings</i>	13,682,825
<i>Communications System</i>	117,311
<i>Constructed Waterway</i>	363,204
<i>Electrical System</i>	0
<i>Fuel System</i>	540
<i>Interpretive Media</i>	254,000
<i>Maintained Archeological Site</i>	27,116
<i>Maintained Landscape</i>	4,599,915
<i>Monument/Memorial</i>	101,669
<i>Parking Lot</i>	5,503,013
<i>Road Bridge</i>	1,595,342
<i>Road Tunnel</i>	1,015,841
<i>Trail Bridge</i>	74,551
<i>Trails</i>	3,913,562
<i>Waste Water Systems</i>	352,557
Canyon Waste Water Collection System	270,706
East Entrance Station Septic System	0
East Side Housing Septic	2,651
Fire Pit Septic System	0
Grotto Waste Water System	79,200
Kolob Shop and Quarters Septic System	0
Kolob Visitor Center Septic System	0
Lava Point Septic System	0
Temple Waste Water System	0
<i>Water Systems</i>	1,985,267

(*) - Costs lumped into another unit.

(**) - Costs not documented.

(***) - Costs for park included in another state.



Birch Creek Water Collection & Distribution System	84,100
Canyon Water Distribution System	898,284
East Side Water Collection & Distribution System	40,164
Fire Pit Water System	0
Grotto Water Collection & Distribution System	236,137
Kolob Water Distribution System	725,046
Lava Point Water System	1,536
Temple Water Collection & Distribution System	0
WACA Watchman Campground Pipe Irrigation	0
Wylie Water Collection & Distribution System	0
<i>Roads</i>	33,442,456
Grand Total	67,552,651

(*) - Costs lumped into another unit.

(**) - Costs not documented.

(***) - Costs for park included in another state.