



Contents lists available at [ScienceDirect](https://www.sciencedirect.com)

CPDD News and Views

Society homepage: <http://www.cpdd.vcu.edu/>



Potential unintended consequences of class-wide drug scheduling based on chemical structure: A cautionary tale for fentanyl-related compounds^{*}

ARTICLE INFO

Keywords

fentanyl
controlled substances act
structure-activity relationships
regulation

ABSTRACT

Illicitly manufactured fentanyl and its analogs (i.e., fentanyl-related compounds) have flooded the street drug market in recent years and the continuing rise in opioid-related overdose deaths in the United States (U.S.) is now attributed primarily to these compounds. In response to this crisis, the U.S. Drug Enforcement Administration (DEA) enacted a 2-year emergency class-wide ban on fentanyl-related compounds by temporarily placing them into Schedule I of the Controlled Substances Act, meaning that these compounds have high abuse potential but no approved therapeutic use (Docket No. DEA-476 21 CFR Part 1308; Federal Register Vol 83, No. 25, February 6, 2018). The initial temporary class-wide scheduling of fentanyl-related compounds was re-authorized on February 6, 2020 and will remain in effect until May 6, 2021. While this action is understandable from a law enforcement perspective because it theoretically will make it easier to prosecute those who illicitly manufacture these substances, it is likely to have several unintended consequences from a scientific and medical perspective that may hamper our ability to combat the opioid crisis in the long run. The current paper describes these unintended consequences. The main problem with class-wide bans is that potentially thousands of compounds are defined solely by their chemical structures without regard for their pharmacological activity. As such, an antagonist (i.e., a medication that could be used to reverse an overdose but would not produce a drug “high”) could be mistakenly included in the class-wide ban. Another unintended consequence of a class-wide ban on synthetic fentanyl-like compounds is that the regulatory burden may complicate the development of novel medical interventions such as vaccines and monoclonal antibodies for treating opioid use disorders (OUD) and preventing fentanyl-related overdoses. There is much that we do not understand about how to most effectively treat fentanyl-related overdoses and OUD so any regulatory effort hindering research in this area will be counter-productive in the long term.

1. Introduction

Approximately 36 million people worldwide suffer from a substance use disorder (SUD), but across all of the drug classes, non-therapeutic (i.e., recreational) use of opioids is associated with the most harm: 80% of “healthy” lives lost as a consequence of disability and premature death related to SUDs have been attributed to opioids (World Drug Report, 2020). The United States (U.S.) in particular is experiencing an unprecedented increase in illicit use of opioids and its associated morbidity and mortality. During the 12-month period ending in May 2020, over 81,000 drug overdose (OD) deaths occurred in the U.S., which is “the largest number of drug overdoses for a 12-month period ever recorded” (Network, 2020). These deaths were driven primarily by illicitly manufactured fentanyl. It has been estimated that at least 50% of fatal ODs involve fentanyl, which is often encountered as a standalone product, an adulterant in heroin, or an ingredient in counterfeit pain medications (Jannetto et al., 2019; Han et al., 2019). Fentanyl is a prescribed medication, used for both anesthesia and analgesia, that acts as a μ

opioid receptor (μ OR) agonist and is 50- to 100-times more potent than morphine. Fentanyl encountered in recreational drug markets is not a diverted pharmaceutical product, rather it is illicitly manufactured and trafficked over the Internet and by other channels. ***Of great concern to the medical research community is that our tools for treating opioid use disorder (OUD) and reversing opioid OD were developed before the emergence of highly potent illicitly manufactured fentanyl in the recreational drug market, so new approaches may be needed to address this challenge.***

2. Medication development challenges

Several medications are available and have been used successfully for treating OUD, including methadone, buprenorphine (Ling and Wesson, 2003; Johnson et al., 1992, Johnson et al., 2000), and naltrexone (Comer et al., 2006; Krupitsky et al., 2011, Krupitsky et al., 2012, Krupitsky et al., 2013; DeFulio et al., 2012; Everly et al., 2011). Despite the clear clinical utility of these medications, approximately half

^{*} This material is not peer-reviewed by the Journal, but is reviewed prior to publication by the College on Problems of Drug Dependence’s Communications Committee and the CPDD Board of Directors. News and Views is edited by the Chair of the CPDD Publications Committee: Qiana L. Brown, PhD, Rutgers University School of Social Work and Rutgers University School of Public Health.

<https://doi.org/10.1016/j.drugalcdep.2021.108530>

Available online xxxx
0376-8716

of the patients who initiate medication will relapse and/or drop out of treatment within 6 months (Krupitsky et al., 2012; DeFulio et al., 2012; Soyka et al., 2008). Thus, there is a substantial need for improving the effectiveness of these medications, given the high relapse rates.

The introduction of fentanyl and its analogs (i.e., fentanyl-related compounds) to the street supply of illicit opioids complicates an already difficult-to-treat disorder because it is not clear whether the approved treatment medications can reduce use of these drugs as effectively as they reduce the use of heroin and prescription opioids such as oxycodone. A number of preclinical studies have demonstrated that fentanyl is a highly potent opioid with a receptor pharmacology that differs in some ways from other opioids (Torralva et al., 2020; Torralva and Janowsky, 2019; Comer and Cahill, 2019). Multiple studies conducted in different species have demonstrated that opioid agonist maintenance or irreversible antagonist administration is less effective in blocking the effects of higher efficacy agonists, like fentanyl, compared to intermediate efficacy agonists, like heroin or morphine (Walker and Young, 2001, 2002; Winger and Woods, 2001; Barrett et al., 2001; Walker et al., 1995, 1998; Smith and Picker, 1998; Pitts et al., 1998; Duttaroy and Yoburn, 1995; Paronis and Holtzman, 1992, Paronis and Holtzman, 1994; Young et al., 1991). In addition, recent pharmacokinetic studies suggest that fentanyl clearance is slower than other opioids (Huhn et al., 2020), and withdrawal symptoms following discontinuation of fentanyl use are more severe when compared to heroin and other prescription opioids (Neimark, 2020), which may necessitate new strategies for transitioning patients with OUD onto buprenorphine or naltrexone. **Further research is clearly needed to assess the utility of approved medications for treating OUD in patients who are predominantly using fentanyl. The development of new medications and treatment approaches is also critically needed to address the shift in the illicit opioid supply toward fentanyl.**

In addition to investigating novel approaches for treating OUD in patients predominantly using fentanyl, new strategies for reversing fentanyl-related ODs are also critically needed. Naloxone is a potent, short-acting medication that blocks opioid receptors, including μ ORs, which are involved in both therapeutic and adverse effects of opioids. Naloxone was first approved by the Food and Drug Administration (FDA) in 1971 for treating opioid OD, where it is used in both emergency rooms and outside of hospitals by medically trained personnel to reverse opioid-induced respiratory depression, which is the primary cause of death due to opioid OD (White and Irvine, 1999). While naloxone binds to ORs, it does not activate them (i.e., it acts as a receptor antagonist) and does not produce any subjective “high” or other desirable effect from a drug user’s perspective, so the risk of illicitly using naloxone itself is non-existent. The antagonist effects of naloxone are evident within 5 minutes after administration and its effectiveness at commonly prescribed doses can last 45 to 90 minutes. It is relatively ineffective orally, so it is typically administered intravenously or intramuscularly and more recently, intranasally (Merlin et al., 2010; Kerr et al., 2009; Kelly et al., 2005). It is important to note that naloxone administration to opioid-dependent patients can induce withdrawal symptoms, which can be severe (Neale et al., 2020).

Non-fatal and fatal opioid ODs have increased substantially over the past three decades. While provisional data suggest that the number of opioid ODs started to level off in 2019, they are again increasing, as noted above, and remain at alarming levels. It has been estimated that since the beginning of the COVID-19 pandemic due to the novel coronavirus SARS-CoV-2, suspected ODs increased 18% nationwide (<http://www.odmap.org/Content/docs/news/2020/ODMAP-Report-June-20.pdf>), and that fatal synthetic opioid-related ODs increased more than 50% in 18 of 38 jurisdictions (Network, 2020). Naloxone is now being used by individuals with little or no medical training in order to broaden our ability to reduce opioid-related OD deaths. However, some reports suggest that repeated dosing with naloxone may be required to reverse fentanyl-induced respiratory depression (Rzasa Lynn and Galinkin, 2018; Somerville et al., 2017; Fairbairn et al., 2017). **The reason why**

higher doses of naloxone may be required to reverse fentanyl ODs is not entirely clear. It is possible that more naloxone is needed simply because a large dose of fentanyl was used, a fentanyl analog that is not sensitive to naloxone was used, or a post-receptor or non-opioid-receptor cascade of effects was initiated that is not sensitive to reversal by naloxone. Another possible explanation for the apparent lack of effectiveness of naloxone in some OD situations is that fentanyl and naloxone may share a common site of drug entry into the brain and when high doses of fentanyl are used, the ability of naloxone to pass into the brain is impeded (Rzasa Lynn and Galinkin, 2018; Suzuki et al., 2010). Emerging preclinical research suggests that other opioid antagonists, such as diprenorphine or nalmefene, may be more effective than naloxone in reversing fentanyl intoxication and OD (Krieter et al., 2019; Hill et al., 2019). Finally, another possibility is that naloxone was not properly administered in OD scenarios involving untrained bystanders, although a recent study suggests that non-medical bystanders who receive training in how to recognize an opioid OD and administer naloxone are proficient at using naloxone to reverse an opioid OD (Neale et al., 2019). **Clearly, additional studies are needed to understand the mechanisms by which fentanyl and its analogs produce severe respiratory depression. Furthermore, studies are needed to assess the effectiveness of other opioid antagonists in reversing fentanyl-related OD because naloxone may not be the ideal compound for reversing the respiratory depressant effects of fentanyl-related compounds.**

3. Class-wide banning of fentanyl-related compounds

The current fentanyl crisis poses a formidable challenge to Congress and the DEA since there are thousands of (existing or potential) fentanyl analogs, some of which have high abuse liability and dependence potential. While fentanyl, sufentanil, alfentanil, remifentanil, and other fentanyl-related prescription opioids are classified as Schedule II, more potent and toxic analogs with no therapeutic value are classified as Schedule I. Carfentanil represents an intriguing example of a highly potent opioid that is classified as Schedule II because it is used in veterinary medicine to immobilize large animals. Radiolabeled carfentanil is also used in trace amounts as a positron emission tomography (PET) imaging agent to label μ ORs. Importantly, the use of carfentanil has been increasingly regulated due to concerns for its potential use in chemical attacks or mass casualty scenarios. Because fentanyl analogs are classified as either Schedule I or II controlled substances, it is challenging to balance their clinical use and their improper recreational use from a regulatory standpoint. In the face of the opioid crisis, it seems tempting to legally ban *all* compounds that are chemically similar to fentanyl. Indeed, the U.S. DEA enacted an emergency class-wide ban on fentanyl-related compounds in 2018 by temporarily placing them into Schedule I (Docket No. DEA-476 21 CFR Part 1308; Federal Register Vol 83, No. 25, February 6, 2018). As defined by this temporary order, “fentanyl-related substances include any substance not otherwise controlled in any schedule (i.e., not included under any other Administration Controlled Substance Code Number) that is structurally related to fentanyl by one or more of the following modifications:

- (A) Replacement of the phenyl portion of the phenethyl group by any monocycle, whether or not further substituted in or on the monocycle;
- (B) substitution in or on the phenethyl group with alkyl, alkenyl, alkoxy, hydroxyl, halo, haloalkyl, amino or nitro groups;
- (C) substitution in or on the piperidine ring with alkyl, alkenyl, alkoxy, ester, ether, hydroxyl, halo, haloalkyl, amino or nitro groups;
- (D) replacement of the aniline ring with any aromatic monocycle whether or not further substituted in or on the aromatic monocycle; and/or
- (E) replacement of the N-propionyl group by another acyl group.”

Unfortunately, class-wide banning based on chemical structure is likely to have unintended consequences including severely limiting biomedical research and, in the long term, adversely impacting public health. The opioid crisis is a very challenging public health issue and, arguably, we have yet to significantly turn the tide in this battle despite our current efforts. To restrict research by limiting access to potentially important compounds, based solely on chemical structure, is not likely to facilitate progress in this arena.

The following sections highlight the challenges associated with class-wide scheduling based on chemical structure without accounting for empirically determined pharmacologic activity *in vivo*. Examples are provided that demonstrate limitations in predicting abuse liability from structure-activity relationships (SAR) or chemical structural similarity, instances where potentially non-addictive analgesics and therapeutics are mistakenly covered under broad regulatory language, and implications for class-wide scheduling disrupting the development of small molecules and biologics against OUD and overdose.

4. Opioid SAR and abuse liability must be determined empirically

Opioids produce their effects through several subtypes of receptors, including mu, kappa, and delta opioid receptors (μ ORs, κ ORs, and δ ORs) and nociceptin-orphanin FQ peptide (NOP) receptors, each of which produces a unique profile of pharmacological responses. Morphine and codeine contain a rigid 4,5-epoxymorphinan structural skeleton that has been the subject of comprehensive SAR studies for many decades (Casy and Parfitt, 1986). Though some trends are generally observed within a congeneric series – such as *N*-methyl-substituted 4,5-epoxymorphinans being high-efficacy μ OR agonists – these trends should not be taken as absolute fact across structurally related, non-congeneric series. Recent examples of exceptions to the expected SAR of epoxymorphinans are shown in Fig. 1. One example is benzyldeneoxymorphone (BOM, compound 1), a 4,5-epoxymorphinan that shares the pharmacophore and *N*-methyl substitution pattern of oxymorphone, a potent μ OR agonist. In contrast to the general trend that *N*-methyl-substituted derivatives are high-efficacy μ OR agonists, 1 is a low-efficacy ($E_{max} < 50\%$) μ OR partial agonist that was empirically determined to have very low abuse liability in preclinical tests of motivated behavior (Mada et al., 2020; Healy et al., 2017). In another example, Husbands and colleagues (Ding et al., 2016) described the design of an orvinol analog of buprenorphine (Fig. 1, compound 2, defined below as BU08028) whose chemical structure differs from buprenorphine by the addition of a single methyl group. Crucially, this simple structural change imparts substantial changes in its receptor binding profile that introduces NOP receptor binding affinity and efficacy, in addition to activity at μ ORs. Preclinical assessment of BU08028 (compound 2, Fig. 1) in non-human primates demonstrated antinociceptive and anti-allodynic effects without the associated adverse effects that limit traditional μ OR agonists: abuse liability, physical dependence, and respiratory depression were all significantly reduced for BU08028 when compared to morphine (Ding et al., 2016). The examples of BOM and BU08028 highlight the challenge in drawing broad conclusions about

abuse liability of opioids based purely on SAR trends without accounting for *in vivo* pharmacologic activity.

5. Potentially problematic outcomes of scheduling 4-anilidopiperidines based on structure

Fentanyl is a member of the 4-anilidopiperidine structural class that was developed by Janssen Pharmaceuticals in 1972 (Burns et al., 2018). The ease of synthesis of 4-anilidopiperidines and their structural analogs was an advantage in early drug discovery efforts because large libraries could be generated (Scheme 1), and their opioid receptor SAR could be evaluated quickly using *in vitro* methods and *in vivo* analgesic testing. The SAR for 4-anilidopiperidines have been reviewed (Vardanyan and Hruby, 2014; Vuckovic et al., 2009). The reagents required to synthesize these analogs are generally inexpensive and widely available. Thus, the ease in synthesis and availability of precursor reagents has fueled the proliferation of dozens of analogs of fentanyl generated by clandestine laboratories; however, these attributes, when combined with the relatively simple structure of 4-anilidopiperidines, are also advantageous during the development of diverse classes of therapeutics.

As with 4,5-epoxymorphinans, scheduling 4-anilidopiperidines based on the chemical structure and SAR alone has the potential to capture compounds lacking significant potential for harm while also missing compounds that have documented abuse liability. This would have a negative effect on innovation, particularly in terms of developing safer analgesics or other medical interventions that incorporate small molecule-based components. A non-exhaustive list of fentanyl derivatives that would fall in this category is shown in Fig. 2 and discussed below.

Whereas the rewarding effects of opioids that contribute to SUDs are mediated primarily through activation of mesolimbic μ ORs, considerable evidence implicates μ ORs in both the central and peripheral nervous systems as contributing significantly to analgesic effects. Consequently, peripherally restricted μ OR agonists could be viable as analgesics with reduced abuse potential and propensity for physical dependence. This is exemplified by compound 3. The rationale behind the design of 3 is that long-chain polyethyleneglycol (PEG) ethers add molecular size and polar surface area, two properties that limit passive permeability across the blood-brain barrier (BBB) (Averick SB et al., 2017).

Another innovative approach to peripheral drug development takes advantage of pH differences in inflamed vs. non-inflamed tissues. Strategic addition of fluorine to either the piperidine ring or *N*-arylalkyl substituent lowers the pKa of the basic amine. As a protonated amine is a requirement for fentanyl binding to μ ORs, compounds like 4 and 5 have highest μ OR affinity in inflamed tissues where pH is below 7^{52,53}. Though evaluation of the behavioral effects of these compounds remains limited, robust preclinical development of this concept would be severely impacted by class-wide banning of fentanyl-related compounds.

In some cases, the abuse liabilities of fentanyl analogs have been empirically determined to be low. Mirfentanil (6) is an example of a fentanyl analog with a unique pharmacodynamic (PD) profile that is

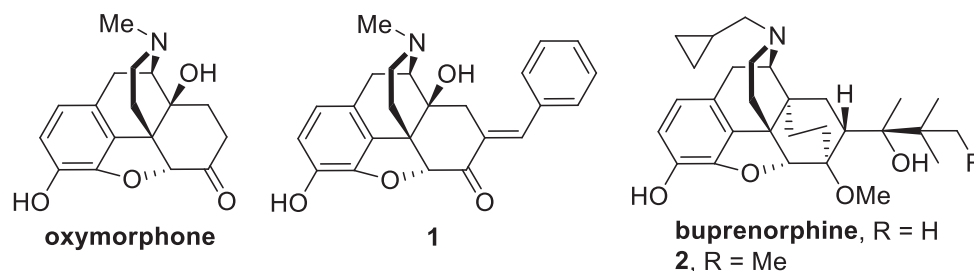
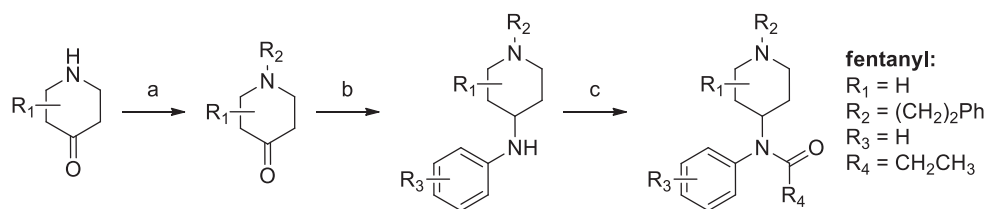


Fig. 1. Examples of structurally similar 4,5-epoxymorphinans possessing divergent pharmacologic activities *in vivo*.



Scheme 1. A concise general synthesis of fentanyl analogs. Diverse products can be generated through a three-step sequence of piperidone-*N*-alkylation (a), reductive amination (b), and *N*-acylation (c).

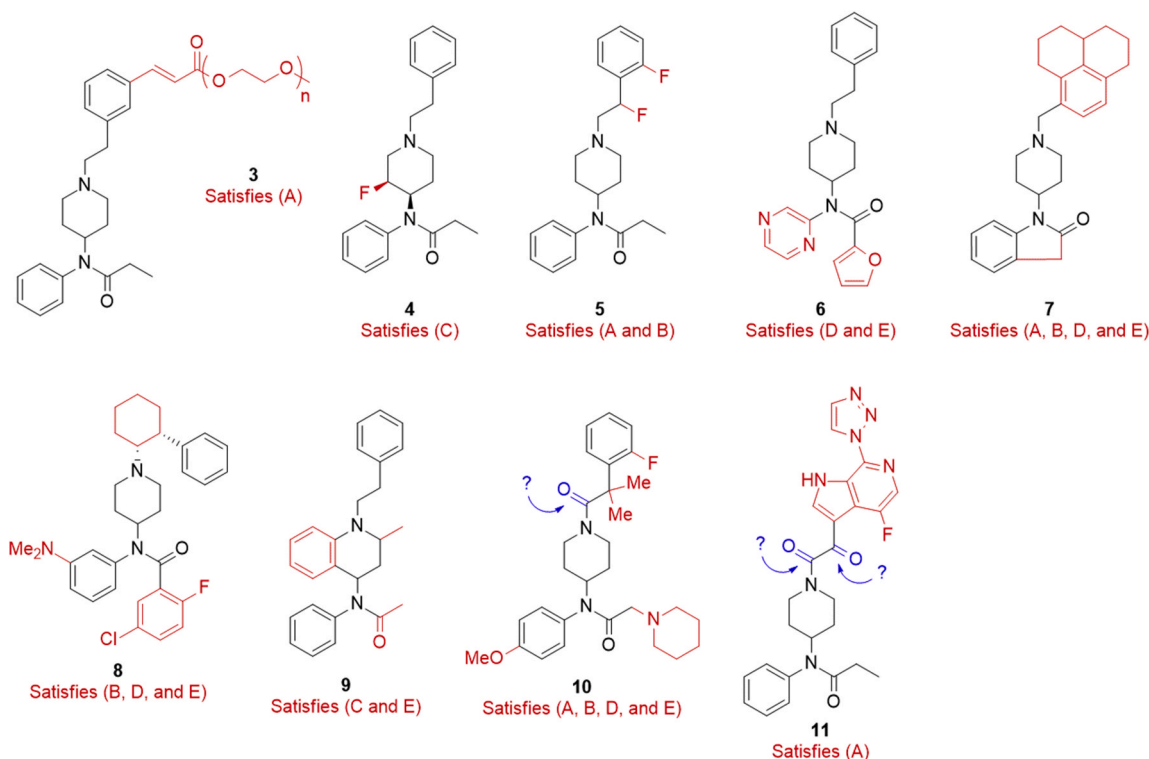


Fig. 2. Fentanyl analogs that are likely to possess low abuse liability and would be classified by the Temporary Placement of Fentanyl-Related Substances in Schedule 1 (Docket No. DEA-47621 CFR Part 1308; Federal Register Vol 82, No. 25, February 6, 2018). The portions of each compound and the portion of the temporary scheduling order that would classify them are shown in red. Ambiguous regions containing structural modifications that are not specifically defined by the temporary scheduling order, but that are closely related to them, are shown in blue and designated by a question mark. Please refer to the designations (A-E) that are described in the text in section 3. (For interpretation of the references to colour in this figure legend, the reader is referred to the web version of this article).

incompletely understood. Preclinical *in vivo* evaluation suggests that this compound possesses a multimodal mechanism of action and also has low abuse liability (France et al., 1995). Despite the fact that preclinical evaluation of mirfentanyl suggests low abuse liability, its structural similarity to fentanyl would cause this candidate to be improperly categorized under Schedule I, despite having low documented potential to cause harm.

4-Anilidopiperidines have affinity for alternate targets and can be developed for diverse pharmacologic outcomes. For example, AT-202 (7) was developed as part of a robust analgesic development program by Astraea Therapeutics. Different from other μOR agonists, AT-202 and related compounds have high affinity for the NOP receptor (Toll et al., 2009). The NOP receptor emerged as a viable target for analgesic development that does not share the adverse effects profile of μOR s. *In vivo* evaluation of the related compound, AT-121, showed potent antinociception in non-human primates, with negligible abuse liability. Other, non-opioid compounds that would satisfy the criteria outlined in the temporary scheduling order include 8 (glycine transporter inhibitor (Alberati-Giani et al., 2004)), 9 (anti-inflammatory (Ghosh et al., 2004)), 10 (anti-allergy (Ozawa MS et al., 2008)), and 11 (HIV

attachment inhibitor (Wang TY et al., 2014)). The inclusion of these latter two compounds as possibly targeted under the temporary scheduling order is considered questionable: though carbonyl substitution is not expressly included under the criteria listed, other oxidation states, e. g., hydroxyl and methoxy, are included.

The language in the temporary scheduling order misses close structural classes of fentanyl analogs that can be exploited (Fig. 3). One example is the short-acting anesthetic, remifentanyl (Ultiva). In order to be classified as a fentanyl analog under the temporary scheduling order, remifentanyl must have a monocyclic group attached to the basic amine; instead, this group is replaced by a methyl ester. The *N*-phenethyl portion of fentanyl is tolerant of diverse structural modifications and is likely able to be modified to avoid inclusion under this order.

Another concern is the tolerance of the aniline portion to homologation and modification. Casy and Huckstep reported in 1988 that the *N*₄-benzyl (12) and *N*₄-phenethyl (13) amide analogs are approximately equipotent with morphine in the warm-water tail-withdrawal test in rats (Casy and Huckstep, 1988). Of note, the *N*₁-phenethyl group of 12 could be replaced with an *N*₁-methyl (14) and maintain potent antinociception in this test. This is particularly problematic, since clandestine

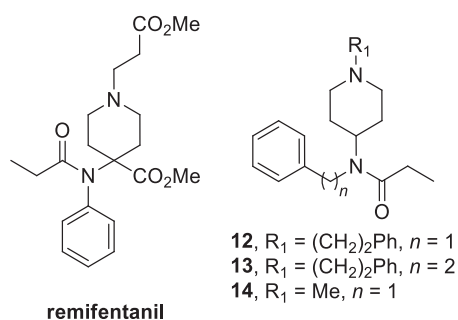


Fig. 3. Potent fentanyl analogs that would not be covered under the Temporary Placement of Fentanyl-Related Substances in Schedule 1 (Docket No. DEA-476 21 CFR Part 1308; Federal Register Vol 83, No. 25, February 6, 2018).

laboratories look to the available literature for ways to avoid prosecution, and the Casy and Huckstep publication is freely available in the public domain.

6. Barriers to the development of vaccines and antibodies against fentanyl or its analogs

Classification of fentanyl derivatives or analogs into either Schedule I or II may have an impact beyond development of small molecule-based medications and their clinical implementation. Opioid-based small molecules are used as key components to generate either conjugate vaccines or isolate monoclonal antibodies (mAbs) to treat or prevent OUD and opioid-related fatal ODs (Baehr et al., 2020; Pravetoni and Comer, 2019). Vaccines consist of opioid-based small molecule haptens conjugated to higher molecular weight immunogenic carriers (e.g., bacterial or viral proteins, nanoparticles), and formulated in adjuvant or other platforms (e.g., liposomes) to improve immunogenicity and delivery (Fig. 4, panel A). Active immunization with vaccines stimulates the innate and adaptive immune system over time to generate polyclonal

antibodies specific for the target opioid (Pravetoni, 2016). In contrast, passive immunization with mAbs provides almost immediate therapeutic levels of antibodies. Upon drug consumption, either polyclonal antibodies or mAbs will selectively bind the target drug preventing its distribution across the BBB, and decreasing its pharmacological, physiological, and behavioral effects. Pre-clinical studies have shown that vaccines and mAbs are effective in reducing fentanyl-induced antinociception, respiratory depression, bradycardia, and fentanyl self-administration in various animal models (Baehr et al., 2020; Raleigh et al., 2019; Tenney et al., 2019; Bremer et al., 2016; Smith et al., 2019; Robinson et al., 2020; Barrientos et al., 2020). Pre-clinical efficacy for these emerging immunotherapeutic interventions also extends to sufentanil, carfentanil, and other Schedule I or Schedule II fentanyl analogs (Bremer et al., 2016; Smith et al., 2019; Robinson et al., 2020; Barrientos et al., 2020). Because of their selectivity, vaccines and mAbs do not interfere with the pharmacological activity of naloxone, naltrexone, methadone, buprenorphine, and other opioid agonists used in pain management or anesthetics used in critical care (Baehr et al., 2020; Raleigh et al., 2019; Tenney et al., 2019; Bremer et al., 2016; Smith et al., 2019; Robinson et al., 2020; Barrientos et al., 2020).

Despite their promising pre-clinical proof of efficacy, selectivity and safety, one of the major challenges in translation of vaccines for OUD remains their manufacturing under Good Manufacturing Practice (GMP) to support preclinical and clinical evaluation. Our experience relates to development of vaccines targeting oxycodone, heroin, and fentanyl (Fig. 4). Specifically, in order to synthesize opioid-based haptens, perform their conjugation to carrier proteins, and formulate these conjugates in adjuvant or other vehicle, our team engaged contract development and manufacturing organizations (CDMOs) and contract manufacturing organizations (CMOs) capable of performing such tasks under GMP. Hence, the biggest regulatory challenges were to first clarify the hapten status through its chemical evaluation by the DEA, and then to acquire appropriate regulatory approval to conduct such work.

Haptens derived from the morphinan structures consisting of either oxycodone or morphine derivatized at the C6 position and equipped

A. Schematics of a conjugate vaccine targeting opioids

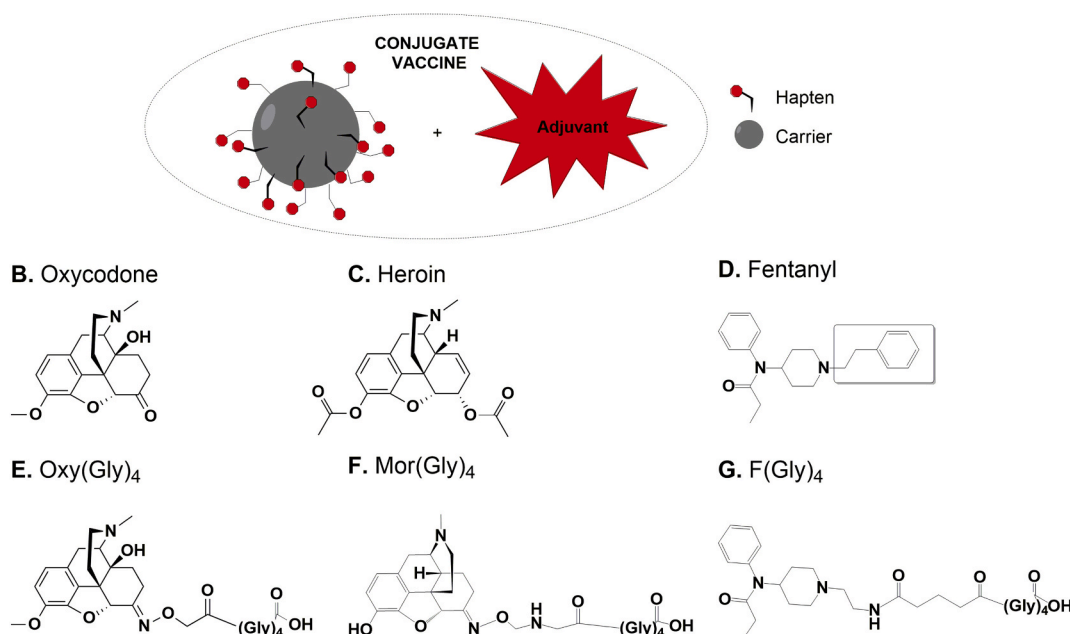


Fig. 4. Opioid-based small molecules are key components for generating vaccines and antibodies against OUD. A) Schematic representation of an opioid conjugate vaccine. B-D) Structure of oxycodone, heroin, and fentanyl. D) Fentanyl contains an N-phenylethyl moiety required for activity at μ OR. E-G) Respective haptens containing tetraglycine [(Gly)₄] linkers for conjugation to carrier proteins and generation of vaccines.

with a tetraglycine linker [(Gly)₄ (Pravetoni et al., 2012a, 2012b),] were classified by the DEA as Schedule II (Fig. 4, panel D and E), despite lacking activity at μ ORs *in vitro* (data not shown). For instance, both the OXY(Gly)₄ hapten and its intermediate oxycodone-(6-norketo)-6-(2-(ideneamino)oxy)acetic acid were defined as Schedule II according to the 21 United States Code 812(a)(1) Schedule II and 21 CFR 1309.12(b)(1) because they retain chemical structures characteristic of the oxycodone parent compound. In contrast, the analogous fentanyl-based hapten F(Gly)₄ was not classified as a controlled substance under the Title 21 Code 1308.11(h)(30) because it does not contain the N-phenylethyl moiety, which is a structural feature critical for agonist activity at μ ORs (Fig. 4, panel C and F), as confirmed by F(Gly)₄'s lack of activity at μ ORs in *in silico* and *in vitro* assays (Robinson et al., 2020). While none of these opioid-based haptens [OXY, M, and F] displayed functional agonist activity at μ ORs, only the F(Gly)₄ was ruled out of scheduling based upon structural features. In order to synthesize the OXY and M haptens under GMP, our team had to acquire Schedule II manufacturing licenses at our CDMO/CMO partners. While achievable, this process required a significant investment of time and funds, and logistic challenges for shipping vaccine components across sites and state lines to manufacture a filled drug product and to complete its qualification. In contrast, the F(Gly)₄ hapten will likely not pose such a challenge. However, other promising haptens currently under development retain the core structure of fentanyl, carfentanil, acetylfentanyl or other target analogs and may retain activity at μ ORs. Because most of these haptens are novel analogs, their chemical evaluation under the Class Act will likely fall into the Schedule I code 9850 for fentanyl-related analogs, requiring either a Schedule I researcher or manufacturer license to synthesize and conjugate them to carriers. Fortunately, either Schedule I or II haptens conjugated to carrier proteins or other high molecular weight molecules (e.g., polymers) are no longer considered controlled substances, which does not impact their further development. Because haptens are only intermediates to development of conjugate vaccines, or to generate reagents to isolate and characterize anti-opioid mAbs, regulatory paths toward exemption from scheduling would support their translation.

7. Conclusions and recommendation

The language of the Controlled Substances Act defines Schedule I controlled substances as those agents that have no known clinical utility and possess a high potential for abuse and misuse. As documented here, scheduling new chemical substances based on a common chemical scaffold alone is insufficient to meet this threshold, as exceptions to the SAR "rules" for opioid activity are encountered frequently in drug development. **Therefore, assessing the pharmacological activity of a compound should be a required step before placing it permanently into Schedule I.** Further, class-wide scheduling of 4-anilidopiperidines would add critical barriers to developing non-addicting analgesics and class-specific vaccines or antibodies against fentanyl or its analogs.

Defaulting new fentanyl analogs into the Schedule I class 9850 category as well as class-wide scheduling will specifically affect manufacturing under GMP, preclinical Good Laboratory Practice (GLP) toxicology studies, and clinical implementation of these novel therapies. Academic, private, or government laboratories engaged in drug discovery and medication development typically hold Schedule I and II-V Researcher Licenses, which support early activities and pre-clinical testing of small molecules or modifications thereof (e.g., vaccines). However, scale-up and manufacturing most often involve shipping of small molecules across sites and state lines, collaborations with CMOs or CDMOs capable of synthesizing the lead compound are GMP, and such activities may require either a Schedule I or II Manufacturer or Distributor License. In order to pursue a Schedule I or II Manufacturer License, significant upgrades to the facility or laboratory footprint are required. While this may be feasible for Schedule II Manufacturer Licenses, it is quite time-consuming and expensive to do so for Schedule I

Manufacturers. Such limitations may affect the development of small molecule analgesics as well as vaccines or antibodies targeting fentanyl and its analogs. A critical aspect of the Schedule I definition is that the derivatives themselves have no known therapeutic indication. Ironically, the therapeutic potential of many Schedule I drugs will never be known precisely because they are scheduled.

Role of Funding Source

Nothing declared.

Contributors

All authors contributed to the concept and writing of the manuscript. The Board of Directors of the College on Problems of Drug Dependence (CPDD), as well as the CPDD Public Policy Committee provided comments on a draft of the paper.

Declaration of competing interest

SDC is Professor of Neurobiology (in Psychiatry) in the Department of Psychiatry at Columbia University Irving Medical Center and Research Scientist VI at the New York State Psychiatric Institute. Each year she typically receives small honoraria for her services on behalf of the U.S. federal government (e.g., grant reviews) and from academic medical centers (e.g., providing grand rounds). In the past three years she has provided consulting and advisory board services to pharmaceutical and health services companies (Alkermes, Charleston Labs, Clinilabs, Collegium, Epiodyne, Mallinckrodt, Nektar, Opiant, Osmotica, Otsuka, Sun Pharma), her university has received research contracts from companies for drug-related research for which she serves as Principal or Co-Principal Investigator (Alkermes, BioXcel, Corbus, GoMedical, Intra-cellular Therapies, Lyndra, and Janssen), and she received honoraria for writing critical reviews for the World Health Organization.

MP is an Associate Professor of Pharmacology at the University of Minnesota Medical School. Each year he typically receives small honoraria for his services on behalf of the U.S. federal government (e.g., grant reviews) and from academic centers (e.g., invited speaker). Dr. Pravetoni is the inventor of patents disclosing methods of making and using vaccines and antibodies against opioids.

AC is Professor and Associate Dean for Academic Affairs at the University of Maryland School of Pharmacy. In the past three years Dr. Coop has reviewed grants for the US Federal government without compensation, but has received compensation from both the federal government and Maryland state government for work as an expert witness in criminal trials related to analogs of controlled substances.

MHB is a Staff Scientist, and Chief of the Designer Drug Research Unit, Intramural Research Program of the National Institute on Drug Abuse, National Institutes of Health. He has no conflicts to disclose.

CWC is an Associate Professor of Pharmaceutical Sciences at Concordia University Wisconsin School of Pharmacy. In the past 5 years, he has received small honoraria for his services on behalf of the National Science Foundation (e.g., grant review) and academic centers (e.g., invited speaker).

Acknowledgements

SDC's academic salary is provided by the U.S. National Institutes of Health, the U.S. Food and Drug Administration, and funds from New York State. Dr. Comer is a current and past recipient of NIAID, NIDA, and NIDCR research grants and FDA contracts.

MP's academic salary is provided by the U.S. National Institutes of Health, and funds from the University of Minnesota. Dr. Pravetoni is a current and past recipient of NIH research grants and contracts.

AC's academic salary is provided by the University of Maryland. Dr. Coop is a past recipient of NIH, FDA, and industry research grants, which

provided part of his salary in past years.

MHB's research is supported by the Intramural Research Program of the National Institute on Drug Abuse, National Institutes of Health.

CWC's academic salary is supported by Concordia University Wisconsin and the US National Institutes of Health. Dr. Cunningham is a current and past recipient of NIH research grants.

References

- Alberati-Giani, D.C., S.M., Pinard, E., Stalder, H., Inventor, 2004. Preparation of piperidine-benzene-sulfonamide derivatives as inhibitors of the glycine transporter 1 (GlyT-1).
- Averick Sb, A., Li, S., Lejeune, K., 2017. Inventor. Preparation of Fentanyl Derivatives for Use as Opioid Receptor Modulators.
- Baehr, C., Kelcher, A.H., Khaimraj, A., Reed, D.E., Pandit, S.G., AuCoin, D., Averick, S., Pravetoni, M., 2020. Monoclonal antibodies counteract opioid-induced behavioral and toxic effects in mice and rats. *J. Pharmacol. Exp. Therapeut.* 375 (3), 469–477. <https://doi.org/10.1124/jpet.120.000124>. Epub 2020 Sep 26.
- Barrett, A.C., Cook, C.D., Terner, J.M., Craft, R.M., Picker, M.J., 2001. Importance of sex and relative efficacy at the mu opioid receptor in the development of tolerance and cross-tolerance to the antinociceptive effects of opioids. *Psychopharmacology (Berlin)* 158 (2), 154–164.
- Barrientos, R.C., Bow, E.W., Whalen, C., et al., 2020. Novel vaccine that blunts fentanyl effects and sequesters ultrapotent fentanyl analogues. *Mol. Pharm.* 17 (9), 3447–3460.
- Bremer, P.T., Kimishima, A., Schlosberg, J.E., Zhou, B., Collins, K.C., Janda, K.D., 2016. Combatting synthetic designer opioids: a conjugate vaccine ablates lethal doses of fentanyl class drugs. *Angew Chem. Int. Ed. Engl.* 55 (11), 3772–3775.
- Burns, S.M., Cunningham, C.W., Mercer, S.L., 2018. DARK classics in chemical neuroscience: Fentanyl. *ACS Chem. Neurosci.* 9 (10), 2428–2437, 2755.
- Casy, A.F., Parfitt, R.T., 1986. *Opioid Analgesics*. Plenum Press, New York, NY.
- Casy, A.F., Huckstep, M.R., 1988. Structure-activity studies of fentanyl. *J. Pharm. Pharmacol.* 40 (9), 605–608.
- Comer, S.D., Cahill, C.M., 2019. Fentanyl: receptor pharmacology, abuse potential, and implications for treatment. *Neurosci. Biobehav. Rev.* 106, 49–57.
- Comer, S.D., Sullivan, M.A., Yu, E., et al., 2006. Injectable, sustained-release naltrexone for the treatment of opioid dependence: a randomized, placebo-controlled trial. *Arch. Gen. Psychiatr.* 63 (2), 210–218.
- DeFulio, J.A., Everly, J.J., Leoutsakos, J.M., et al., 2012. Employment-based reinforcement of adherence to an FDA approved extended release formulation of naltrexone in opioid-dependent adults: a randomized controlled trial. *Drug Alcohol Depend.* 120 (1–3), 48–54.
- Ding, H., Czoty, P.W., Kiguchi, N., et al., 2016. A novel orvinol analog, BU08028, as a safe opioid analgesic without abuse liability in primates. *Proc. Natl. Acad. Sci. U. S. A.* 113 (37), E5511–E5518.
- Duttaray, A., Yoburn, B.C., 1995. The effect of intrinsic efficacy on opioid tolerance. *Anesthesiology* 82 (5), 1226–1236.
- Everly, J.J., DeFulio, J.A., Koffarnus, M.N., et al., 2011. Employment-based reinforcement of adherence to depot naltrexone in unemployed opioid-dependent adults: a randomized controlled trial. *Addiction* 106 (7), 1309–1318.
- Fairbairn, N., Coffin, P.O., Walley, A.Y., 2017. Naloxone for heroin, prescription opioid, and illicitly made fentanyl overdoses: Challenges and innovations responding to a dynamic epidemic. *Int. J. Drug Pol.* 46, 172–179.
- France, C.P., Gerak, L.R., Flynn, D., et al., 1995. Behavioral effects and receptor binding affinities of fentanyl derivatives in rhesus monkeys. *J. Pharmacol. Exp. Therapeut.* 274 (1), 17–28.
- Ghosh, S.E.A.M., Carson, K.G., Sprott, K., Harrison, S., 2004. Inventor. Preparation of Tetrahydroquinolinyl PGD2 Receptor Antagonists for the Treatment of Inflammatory Diseases.
- Han, Y., Yan, W., Zheng, Y., Khan, M.Z., Yuan, K., Lu, L., 2019. The rising crisis of illicit fentanyl use, overdose, and potential therapeutic strategies. *Transl. Psychiatry* 9 (1), 282.
- Healy, J.R., Bezawada, P., Griggs, N.W., et al., 2017. Benzylideneoxymorphone: a new lead for development of bifunctional mu/delta opioid receptor ligands. *Bioorg. Med. Chem. Lett* 27 (3), 666–669.
- Hill, R., Dewey, W.L., Kelly, E., Henderson, G., 2019. Fentanyl Depression of Respiration: Differential Reversal by Antagonists and Reduced Cross Tolerance to Morphine. International Narcotics Research Conference, New York, NY.
- Huhn, A.S., Hobelmann, J.G., Oyler, G.A., Strain, E.C., 2020. Protracted renal clearance of fentanyl in persons with opioid use disorder. *Drug Alcohol Depend.* 214, 108147.
- Jannetto, P.J., Helander, A., Garg, U., Janis, G.C., Goldberger, B., Ketha, H., 2019. The fentanyl epidemic and evolution of fentanyl analogs in the United States and the European Union. *Clin. Chem.* 65 (2), 242–253.
- Johnson, R.E., Jaffe, J.H., Fudala, P.J., 1992. A controlled trial of buprenorphine treatment for opioid dependence. *J. Am. Med. Assoc.* 267 (20), 2750–2755.
- Johnson, R.E., Chutuape, M.A., Strain, E.C., Walsh, S.L., Stitzer, M.L., Bigelow, G.E., 2000. A comparison of levomethadyl acetate, buprenorphine, and methadone for opioid dependence. *N. Engl. J. Med.* 343 (18), 1290–1297.
- Kelly, A.M., Kerr, D., Dietze, P., Patrick, I., Walker, T., Koutsogiannis, Z., 2005. Randomized trial of intranasal versus intramuscular naloxone in prehospital treatment for suspected opioid overdose. *Med. J. Aust.* 182 (1), 24–27.
- Kerr, D., Kelly, A.M., Dietze, P., Jolley, D., Barger, B., 2009. Randomized controlled trial comparing the effectiveness and safety of intranasal and intramuscular naloxone for the treatment of suspected heroin overdose. *Addiction* 104 (12), 2067–2074.
- Krieter, P., Gyaw, S., Crystal, R., Skolnick, P., 2019. Fighting fire with fire: development of intranasal nalmefene to treat synthetic opioid overdose. *J. Pharmacol. Exp. Therapeut.* 371 (2), 409–415.
- Krupitsky, E., Nunes, E.V., Ling, W., Illeperuma, A., Gastfriend, D.R., Silverman, B.L., 2011. Injectable extended-release naltrexone for opioid dependence: a double-blind, placebo-controlled, multicentre randomised trial. *Lancet* 377 (9776), 1506–1513.
- Krupitsky, E., Zvartau, E., Blokhina, E., et al., 2012. Randomized trial of long-acting sustained-release naltrexone implant vs oral naltrexone or placebo for preventing relapse to opioid dependence. *Arch. Gen. Psychiatr.* 69 (9), 973–981.
- Krupitsky, E., Zvartau, E., Blokhina, E., et al., 2013. Naltrexone with or without guanfacine for preventing relapse to opiate addiction in St.-Petersburg, Russia. *Drug Alcohol Depend.* 132 (3), 674–680.
- Ling, W., Wesson, D.R., 2003. Clinical efficacy of buprenorphine: comparisons to methadone and placebo. *Drug Alcohol Depend.* 70 (972 Suppl. 2), S49–S57.
- Mada, S., Gerak, L.R., Soyer, A., et al., 2020. Behavioral effects of benzylideneoxymorphone (BOM), a low efficacy mu opioid receptor agonist and a delta opioid receptor antagonist. *Psychopharmacology (Berlin)* 237 (12), 3591–3602.
- Merlin, M.A., Saybolt, M., Kapitanian, R., et al., 2010. Intranasal naloxone delivery is an alternative to intravenous naloxone for opioid overdoses. *Am. J. Emerg. Med.* 28 (3), 296–303.
- Neale, J., Brown, C., Campbell, A.N.C., et al., 2019. How competent are people who use opioids at responding to overdoses? Qualitative analyses of actions and decisions taken during overdose emergencies. *Addiction* 114 (4), 708–718.
- Neale, J., Kalk, N.J., Parkin, S., et al., 2020. Factors associated with withdrawal symptoms and anger among people resuscitated from an opioid overdose by take-home naloxone: exploratory mixed methods analysis. *J. Subst. Abuse Treat.* 117, 108099.
- Neimark, C., 2020. Treating fentanyl withdrawal. *J. Behav. Health Serv. Res. National Council for Behavioral Health:614a61615*.
- Network, C.H.A., December 17, 2020. Increase in fatal drug overdoses across the United States driven by synthetic opioids before and during the COVID-19 pandemic. In: CDC.
- UNODC. *World, 2020. Drug Report*.
- Ozawa Ms, T., Sumiyoshi, T., Itoh, M., 2008. Inventor. Preparation of Cyclic Amino-alkylcarboxamide Derivatives as Antiallergic Agents and Anti-inflammatory Agents.
- Paronis, C.A., Holtzman, S.G., 1992. Development of tolerance to the analgesic activity of mu agonists after continuous infusion of morphine, meperidine or fentanyl in rats. *J. Pharmacol. Exp. Therapeut.* 262 (1), 1–9.
- Paronis, C.A., Holtzman, S.G., 1994. Sensitization and tolerance to the discriminative stimulus effects of mu-opioid agonists. *Psychopharmacology (Berlin)* 114 (4), 601–610.
- Pitts, R.C., Allen, R.M., Walker, E.A., Dykstra, L.A., 1998. Cloccinamox antagonism of the antinociceptive effects of mu opioids in squirrel monkeys. *J. Pharmacol. Exp. Therapeut.* 285 (3), 1197–1206.
- Pravetoni, M., 2016. Biologics to treat substance use disorders: current status and new directions. *Hum. Vaccines Immunother.* 1–15.
- Pravetoni, M., Comer, S.D., 2019. Development of vaccines to treat opioid use disorders and reduce incidence of overdose. *Neuropharmacology* 107662.
- Pravetoni, M., Raleigh, M.D., Le Naour, M., et al., 2012a. Co-administration of morphine and oxycodone vaccines reduces the distribution of 6-monoacetylmorphine and oxycodone to brain in rats. *Vaccine* 30 (31), 4617–4624.
- Pravetoni, M., Le Naour, M., Harmon, T.M., Tucker, A.M., Portoghesi, P.S., Pentel, P.R., 2012b. An oxycodone conjugate vaccine elicits drug-specific antibodies that reduce oxycodone distribution to brain and hot-plate analgesia. *J. Pharmacol. Exp. Therapeut.* 341 (1), 225–232.
- Raleigh, M.D., Baruffaldi, F., Peterson, S.J., et al., 2019. A fentanyl vaccine alters fentanyl distribution and protects against fentanyl-induced effects in mice and rats. *J. Pharmacol. Exp. Therapeut.* 368 (2), 282–291.
- Robinson, C., Gradinati, V., Hamid, F., et al., 2020. Therapeutic and prophylactic vaccines to counteract fentanyl use disorders and toxicity. *J. Med. Chem.* 63 (23), 14647–14667.
- Rzasa Lynn, R., Galinkin, J.L., 2018. Naloxone dosage for opioid reversal: current evidence and clinical implications. *Ther. Adv. Drug Saf* 9 (1), 63–88.
- Smith, M.A., Picker, M.J., 1998. Tolerance and cross-tolerance to the rate-suppressing effects of opioids in butorphanol-treated rats: influence of maintenance dose and relative efficacy at the mu receptor. *Psychopharmacology (Berlin)* 140 (1), 57–68.
- Smith, L.C., Bremer, P.T., Hwang, C.S., et al., 2019. Monoclonal antibodies for combating synthetic opioid intoxication. *J. Am. Chem. Soc.* 141 (26), 10489–10503.
- Somerville, N.J., O'Donnell, J., Gladden, R.M., et al., 2017. Characteristics of fentanyl overdose - Massachusetts, 2014-2016. *MMWR Morb. Mortal. Wkly. Rep.* 66 (14), 382–386.
- Soyka, M., Zingg, C., Koller, G., Kuefner, H., 2008. Retention rate and substance use in methadone and buprenorphine maintenance therapy and predictors of outcome: results from a randomized study. *Int. J. Neuropsychopharmacol.* 11 (5), 641–653.
- Suzuki, T., Ohmuro, A., Miyata, M., et al., 2010. Involvement of an influx transporter in the blood-brain barrier transport of naloxone. *Biopharm Drug Dispos.* 31 (4), 243–252.
- Tenney, R.D., Blake, S., Bremer, P.T., et al., 2019. Vaccine blunts fentanyl potency in male rhesus monkeys. *Neuropharmacology* 158, 107730.
- Toll, L., Khroyan, T.V., Polgar, W.E., Jiang, F., Olsen, C., Zaveri, N.T., 2009. Comparison of the antinociceptive and antirewarding profiles of novel bifunctional nociceptin receptor/mu-opioid receptor ligands: implications for therapeutic applications. *J. Pharmacol. Exp. Therapeut.* 331 (3), 954–964.

- Torrvalva, R., Janowsky, A., 2019. Noradrenergic mechanisms in fentanyl-mediated rapid death explain failure of naloxone in the opioid crisis. *J. Pharmacol. Exp. Therapeut.* 371 (2), 453–475.
- Torrvalva, R., Eshleman, A.J., Swanson, T.L., et al., 2020. Fentanyl but not morphine interacts with nonopioid recombinant human neurotransmitter receptors and transporters. *J. Pharmacol. Exp. Therapeut.* 374 (3), 376–391.
- Vardanyan, R.S., Hraby, V.J., 2014. Fentanyl-related compounds and derivatives: current status and future prospects for pharmaceutical applications. *Future Med. Chem.* 6 (4), 385–412.
- Vuckovic, S., Prostran, M., Ivanovic, M., et al., 2009. Fentanyl analogs: structure-activity-relationship study. *Curr. Med. Chem.* 16 (19), 2468–2474.
- Walker, E.A., Young, A.M., 2001. Differential tolerance to antinociceptive effects of mu opioids during repeated treatment with etonitazene, morphine, or buprenorphine in rats. *Psychopharmacology (Berlin)* 154 (2), 131–142.
- Walker, E.A., Young, A.M., 2002. Cloccinamox distinguishes opioid agonists according to relative efficacy in normal and morphine-treated rats trained to discriminate morphine. *J. Pharmacol. Exp. Therapeut.* 302 (1), 101–110.
- Walker, E.A., Zernig, G., Woods, J.H., 1995. Buprenorphine antagonism of mu opioids in the rhesus monkey tail-withdrawal procedure. *J. Pharmacol. Exp. Therapeut.* 273 (3), 1345–1352.
- Walker, E.A., Zernig, G., Young, A.M., 1998. In vivo apparent affinity and efficacy estimates for mu opiates in a rat tail-withdrawal assay. *Psychopharmacology (Berlin)* 136 (1), 15–23.
- Wang Ty, Z., Zhang, Z., Bender, J.A., Johnson, B.L., Kadow, J.F., Meanwell, N.A., 2014. Inventor. Preparation of 2-ketoamide Derivatives as HIV Attachment Inhibitors.
- White, J.M., Irvine, R.J., 1999. Mechanisms of fatal opioid overdose. *Addiction* 94 (7), 961–972.
- Winger, G., Woods, J.H., 2001. The effects of chronic morphine on behavior reinforced by several opioids or by cocaine in rhesus monkeys. *Drug Alcohol Depend.* 62 (3), 181–189.
- Young, A.M., Kapitsopoulos, G., Makhay, M.M., 1991. Tolerance to morphine-like stimulus effects of mu opioid agonists. *J. Pharmacol. Exp. Therapeut.* 257 (2), 795–805.

Sandra D. Comer^{a,*}, Marco Pravetoni^b, Andrew Coop^c, Michael H. Baumann^d, Christopher W. Cunningham^e

^a Department of Psychiatry, Columbia University Irving Medical Center and NYSPI, 1051 Riverside Drive #120, New York, NY, 10032, USA

^b Departments of Pharmacology and Medicine, Center for Immunology, University of Minnesota Medical School, 312 Church Street SE, Minneapolis, MN, 55455, USA

^c Department of Pharmaceutical Sciences, University of Maryland School of Pharmacy, 20 Penn Street, Baltimore, MD, 21201, USA

^d Designer Drug Research Unit, Intramural Research Program, National Institute on Drug Abuse, National Institutes of Health, Baltimore, MD, 21224, USA

^e Department of Pharmaceutical Sciences, Concordia University Wisconsin School of Pharmacy, 12800 N. Lake Shore Drive, Mequon, WI, 53097, USA

* Corresponding author.