



THE COMMITTEE ON ENERGY AND COMMERCE

MEMORANDUM

May 14, 2013

TO: Members, Subcommittee on Energy and Power
Members, Subcommittee on Environment and the Economy

FROM: Majority Committee Staff

RE: Hearing on “The FY 2014 EPA Budget”

On Thursday, May 16, 2013, at 10:00 a.m. in 2123 Rayburn House Office Building, the Subcommittee on Energy and Power and Subcommittee on Environment and the Economy will hold a joint hearing on the Environmental Protection Agency budget for FY 2014.

I. WITNESS

The Honorable Bob Perciasepe
Acting Administrator and Deputy Administrator
U.S. Environmental Protection Agency

II. BACKGROUND

The U.S. Environmental Protection Agency (EPA) was established in 1970 to consolidate in one agency a variety of Federal research, monitoring, standard-setting and enforcement activities to ensure environmental protection.¹ EPA’s headquarters is located in Washington, D.C., and there are 10 regional offices, more than a dozen laboratories and field offices nationwide, and over 17,000 employees.² The EPA is charged with administering, in whole or in part, a wide range of Federal environmental statutes and Executive Orders.³

On April 10, 2013, President Obama proposed a budget of **\$8.153 billion** for EPA for the FY 2014 (October 1, 2013, to September 30, 2014).⁴ The budget is approximately \$296 million

¹ EPA was created in 1970, through an [executive reorganization plan](#), as the regulatory agency responsible for the implementation of federal laws designed to protect the environment.

² See [EPA History](#); [EPA Organizational Structure](#); [EPA "Our Mission and What We Do"](#); [FY 2014 EPA Budget in Brief](#).

³ For links to the statutes and executive orders administered by EPA and additional information, see [EPA Summary of Environmental Laws and Executive Orders](#). Statutes within the Energy and Commerce Committee’s jurisdiction include but are not limited to: the Clean Air Act, the Safe Drinking Water Act, the Comprehensive Environmental Response, Compensation, and Liability Act, the Solid Waste Disposal Act, the Emergency Planning and Community Right to Know Act, and the Toxic Substances Control Act.

⁴ For links to EPA’s budget materials see [Press Release](#), [FY 2014 EPA Budget in Brief](#); [EPA FY 2014 Justification of Appropriation](#). For prior year budget information, see [Historical Planning, Budget, and Results Reports](#).

below the FY 2012 enacted level. The budget sets forth five performance goals and proposes the following in funding:

Goal 1: Taking Action on Climate Change and Improving Air Quality: **\$1.072 billion**

Goal 2: Protecting America's Waters: **\$3.665 billion**

Goal 3: Cleaning Up Our Communities: **\$1.889 billion**

Goal 4: Ensuring the Safety of Chemicals and Preventing Pollution: **\$686 million**

Goal 5: Enforcing Environmental Laws: **\$841 million**

A chart showing the budget by goal, dollar totals, and percentages, is attached. Charts showing EPA's historic levels of funding and workforce also are attached.

Major proposed budget changes from EPA's FY 2012 enacted budget include the following:

1. E-Enterprise

- Total E-Enterprise funding: \$60 million (+\$60 million)

2. Climate Change and Air Quality

- Federal Support for Air Quality Management: \$140.5 million (+\$10.4 million)
- Federal Vehicles and Fuels Standards and Certification: \$100.4 million (+\$8.5 million)
- Climate Protection Program: \$106.2 million (+\$6.8 million)
- Federal Stationary Source Regulations: \$34.1 million (+\$6.8 million)
- Climate Protection: \$8.3 million (-\$8.0 million) (proposing elimination of the Clean Automotive Technology (CAT) Program)
- Diesel Emission Reduction Act (DERA) Grants: \$6 million (-\$24 million)
- Radon Program: \$2.3 million (-\$1.6 million)

3. America's Waters

- Great Lakes Restoration Initiative (GLRI): \$300 million (+\$.5 million)
- Chesapeake Bay Program: \$73 million (+\$15.7 million)
- Surface Water Protection: \$213.3 million (+\$9.4 million)
- Drinking Water Programs: \$107.7 million (+\$5.4 million)
- Wetlands: \$27.7 million (+\$6.5 million)
- Geographic Programs: \$30.8 million (-\$16.8 million)
- Beach / Fish Programs: \$.7 million (-\$1.8 million)
- Marine Pollution: \$11.6 million (-\$1.3 million)

4. Water Infrastructure

- State Revolving Funds (SRFs): \$1.912 billion (-\$472.3 million)
 - Drinking Water SRF: \$817 million (-\$100.9 million)

5. State and Tribal Partnerships

- State and Local Air Quality Management Grants: \$257.2 million (+\$21.5 million)
- Water Pollution Control Grants (Sect. 106): \$258.7 million (+\$20.3 million)

- Environmental Information Grants: \$21.6 million (+\$11.6 million)
- Tribal General Assistance Program Grants: \$72.6 million (+\$5 million)
- Public Water System Supervision (PWSS) Grants: \$109.7 million (+\$4.4 million)
- Evidence-Based Enforcement and Compliance Grants: \$4 million (+\$4 million)
- Beaches Protection Categorical Grants: \$0 (-\$9.9 million)
- Radon Categorical Grants: \$0 (-\$8 million)

6. Enforcement and Compliance

- Office of Enforcement and Compliance Assurance: \$624.6 million (+\$42 million)

7. Chemical Safety

- Chemical Risk Review and Reduction: \$62.7 million (+\$6.2 million)
- Protecting Human Health from Pesticide Risk: \$61.8 million (+\$0.3 million)
- Endocrine Disruptors: \$6.9 million (-\$1.4 million)
- Chemical Risk Management: \$3.6 million (-\$2.4 million)

8. Healthy Communities

- Resource Conservation and Recovery Act (RCRA): \$117.8 million (+\$5.8 million)
- Environmental Outreach: \$5 million (+\$5 million)
- Oil Spill: Prevention, Preparedness and Response: \$17.1 million (+\$2.4 million)
- Tribal Capacity Building: \$15.2 million (+\$1.5 million)
- Community Action for a Renewed Environment (CARE): \$1 million (+\$1 million)
- Brownfields Projects: \$85 million (-\$9.8 million)
- Environmental Education: \$0 (-\$9.7 million)

9. Research

- Research Program: \$554.1 million (-\$13.4 million)

10. Superfund

- Superfund Program: \$1.180 billion (-\$33.4 million)

11. Homeland Security

- Homeland Security: \$101.7 million (-\$0.1 million)
 - Drinking Water Security Initiative: \$7 million (-\$1.5 million)
 - Critical Infrastructure Protection: \$2.8 million (+\$65,000)

12. Facilities Infrastructure

- Facilities Infrastructure and Operations (B&F): \$46.3 million (+\$17 million)

III. ISSUES

The following issues may be examined at the hearing:

- Funding and program priorities;

- Major budget changes;
- Eliminations and efficiencies;
- Major rulemakings;
- Priority science and research in support of future Agency plans;
- Grants; and,
- Enforcement activities.

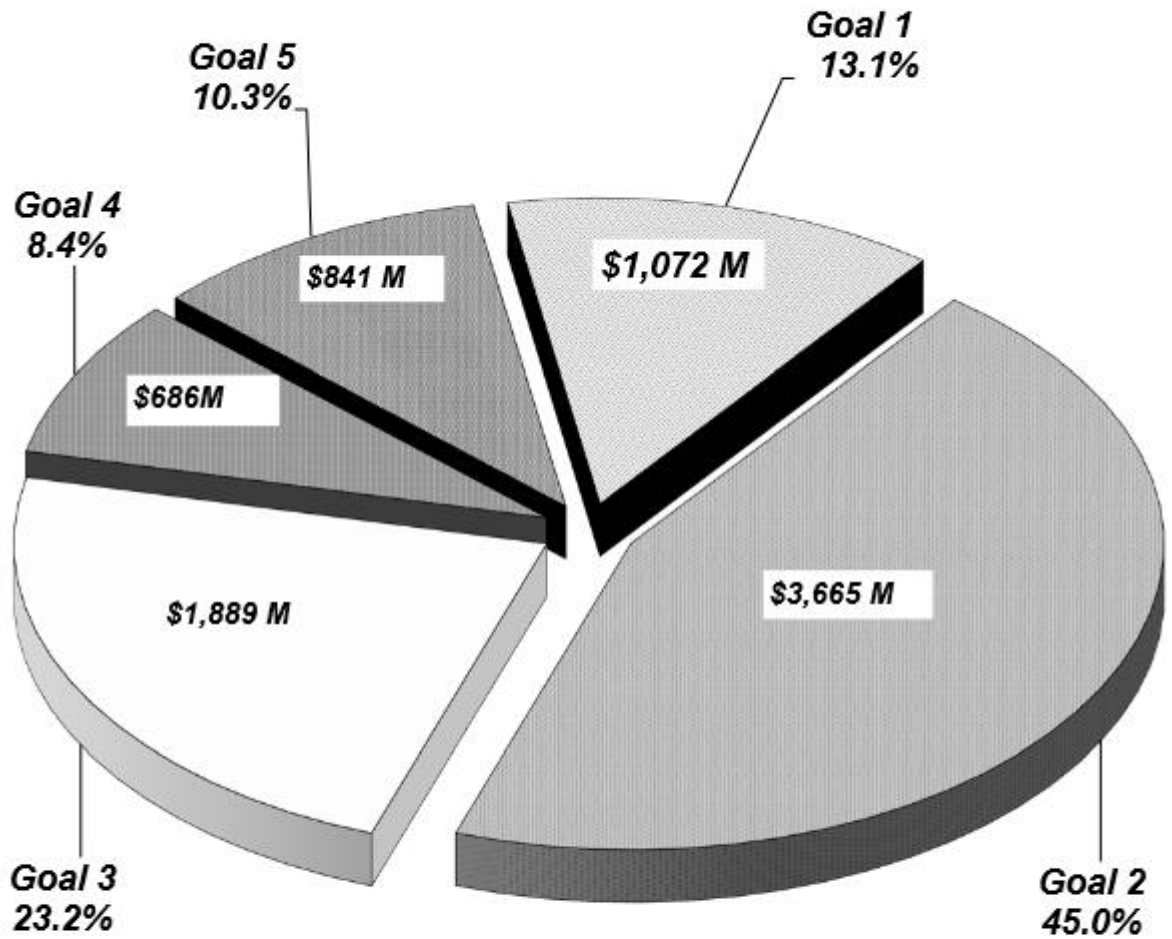
IV. STAFF CONTACTS

For questions regarding the hearing, please contact Mary Neumayr, Tom Hassenboehler or David McCarthy at (202) 225-2927.

APPENDIX

**Environmental Protection Agency's
FY 2014 Budget by Goal**

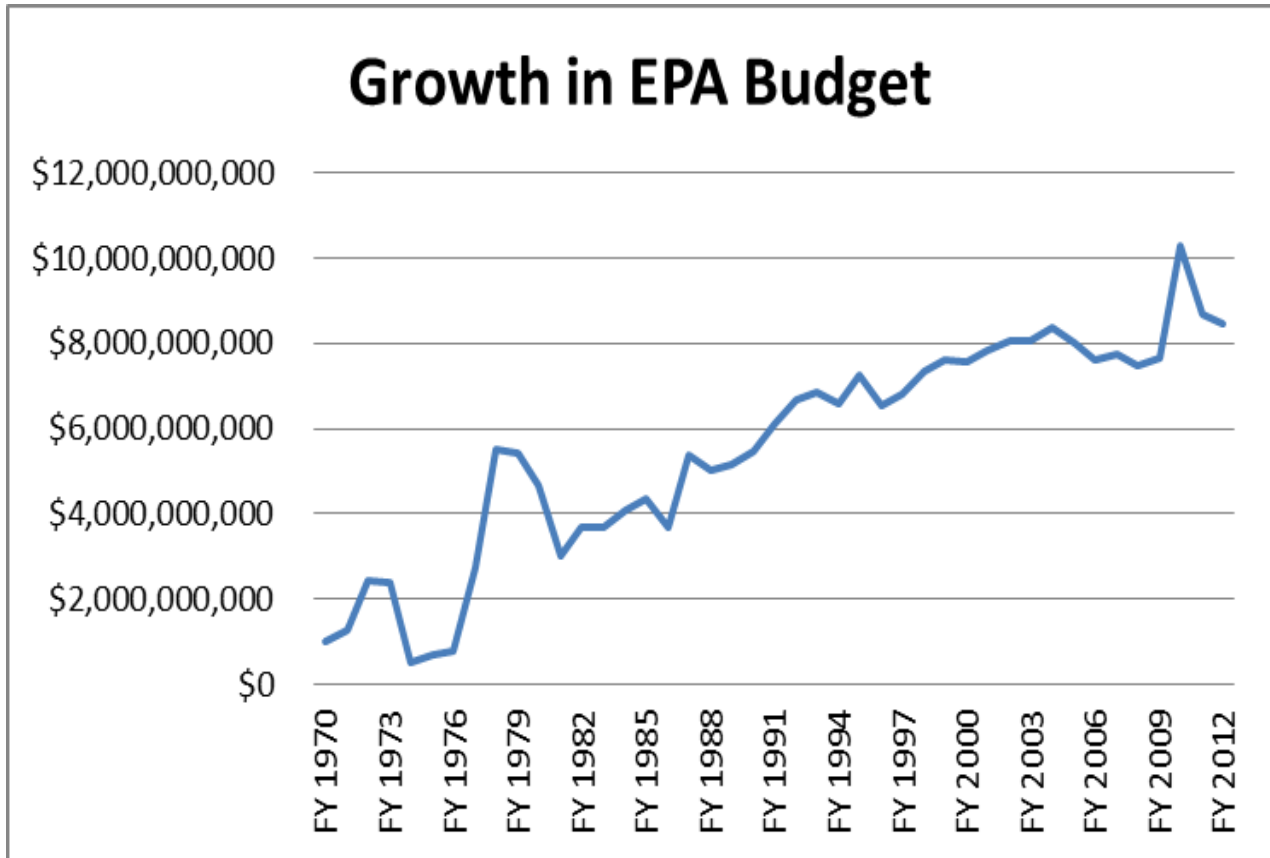
Total Agency: \$8,153 Million



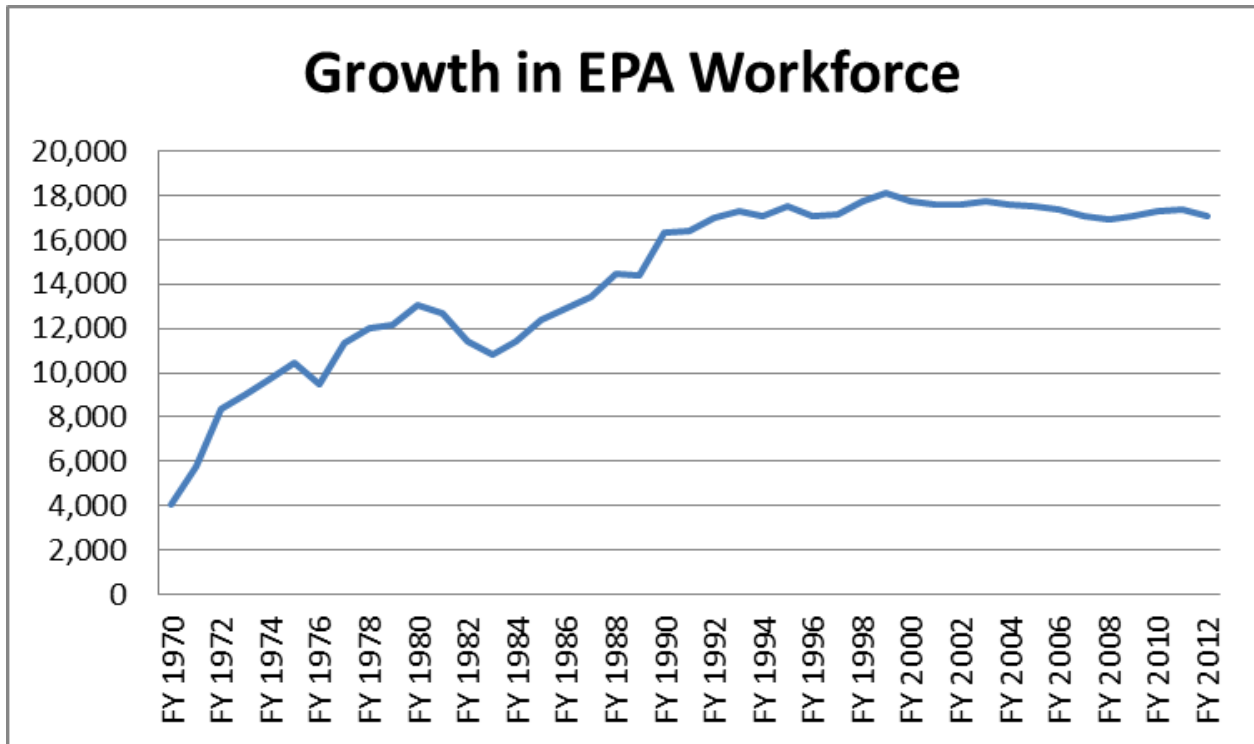
- Goal 1: Taking Action on Climate Change and Improving Air Quality
- Goal 2: Protecting America's Waters
- Goal 3: Cleaning Up Our Communities
- Goal 4: Ensuring the Safety of Chemicals and Preventing Pollution
- Goal 5: Enforcing Environmental Laws

Note: Totals may not add due to rounding.

Source: FY 2014 EPA Budget in Brief
www2.epa.gov/sites/production/files/documents/fy2014budgetinbrief.pdf



Source: EPA's Budget and Spending
<http://www2.epa.gov/planandbudget/budget>



Source: EPA's Budget and Spending
<http://www2.epa.gov/planandbudget/budget>