

2023

CRIME IN SOUTH CAROLINA
**ANNUAL
REPORT**

COMPILED AND PRESENTED BY



South Carolina
STATE LAW ENFORCEMENT DIVISION

Crime in South Carolina **2023**

Presented
September 2024

Henry D. McMaster, *Governor*

Pamela Evette, *Lieutenant Governor*

Compiled and published by:

South Carolina State Law Enforcement Division (SLED)

Mark A. Keel, *Chief*

Richard R. Gregory, *Assistant Chief*

Criminal Justice Information Service (CJIS) Division

Charles M. Coats, *Major, Director SLED CJIS*

Natalie Crosland, *Captain*

Computerized Crime Information Service (CCIS)

Bryan C. Ridgeway, *Lieutenant, CJIS - CCIS Manager*

Geographic Information Service (CCIS - GIS) Unit

Linda Fipps, *Statistical Research Analyst II (Author)*

James Kennedy, *Program Coordinator*

South Carolina Incident-Based Reporting System (CCIS - SCIBRS) Unit

Alea Washington, *Program Coordinator*

Brittany Moore, *Auditor/Trainer*

Emily Marcin, *CJI Analyst I*

This report is dedicated to all law enforcement officers – particularly those killed in the line of duty while serving the citizens of South Carolina.

Sadly, three officers died in the line of duty in 2023.

**Lieutenant Michael Wood
End of Watch: July 26, 2023
Newberry Police Department**

**Police Officer Matthew Hare
End of Watch: August 2, 2023
Easley Police Department**

**Deputy Sheriff Jacob Eric Salrin
End of Watch: September 29, 2023
Richland County Sheriff's Office**

In addition to the officers named above, we would also like to acknowledge the officers whose lives were lost to suicide. Their service, sacrifice, and the circumstances leading to their deaths are no less significant. In 2023, there were 7 suicides reported (2 active duty officers; 5 retired/separated officers).

Information regarding deaths in the line of duty was furnished by the S.C. Law Enforcement Hall of Fame.
www.scdps.sc.gov/hof • 803-896-8199 • www.facebook.com/scleohof

Information regarding officer suicides was furnished by the S.C. Law Enforcement Assistance Program (SCLEAP).
www.SCLEAP.org • 803-252-2664 • 24-hour Emergency: 803-737-9000 / 803-896-7000

Statewide Trends

South Carolina's violent crime rate decreased by 5.8% from 2022 to 2023.

This decrease is the third consecutive yearly decrease.

South Carolina's murder rate decreased by 5.9% from 2022 to 2023.

The overall number of murders decreased by 4.3%.

South Carolina's sexual battery rate decreased by 8.8% from 2022 to 2023.

Sexual battery in S.C. is at its lowest rate in comparison to the last 30 years.

South Carolina's robbery rate decreased by 3.3% from 2022 to 2023.

The robbery rate continues its 7-year decline, achieving the lowest rate in the last 30 years.

South Carolina's aggravated assault rate decreased by 5.7% from 2022 to 2023.

2023 saw a 5-year trend increase of 2.5% from 2019 to 2023 for aggravated assaults.

South Carolina's property crime decreased by 6.1% from 2022 to 2023.

This decrease is the twelfth consecutive yearly decrease.

South Carolina's B&E rate decreased by 9.6% from 2022 to 2023.

This decrease is the twelfth straight yearly decrease.

South Carolina's motor vehicle theft rate slightly increased by 0.3% from 2022 to 2023.

2023 saw a 5-year trend decrease of 10.8% from 2019 to 2023 for motor vehicle thefts.

South Carolina's larceny rate decreased by 6.5% from 2022 to 2023.

This decrease in SC's larceny rate continues the downward trend seen over the last twelve years.

South Carolina's arson rate increased by 1.9% from 2022 to 2023.

A 10-year trend shows a 9.6% decrease in arson rate from 2014 to 2023.

Weapon Law Violations increased by 1.8% from 2022 to 2023.

2023 marks ten straight years of increases in the rate of weapon law violations. 90.8% of weapon law violations included firearms (at least 75.1% were identified as handguns).

The rate of drug law violations decreased by 3.2% from 2022 to 2023.

The most common drug type in 2023 was marijuana (50.9), followed by stimulants (19.0%).

The number of assaults by intimate partners decreased by 0.5% from 2022 to 2023.

The number of law enforcement officers physically assaulted increased by 17.5% from 2022 to 2023.

Responding to a Disturbance was the most frequent officer activity reported for LEOKA victims of aggravated assault, simple assault, and intimidation.

Zero law enforcement officers were murdered in the line of duty in 2023. Eleven were reported in the last ten years.

From 2014 to 2023, the most common type of law enforcement action preceding the murder of an officer was responding to a disturbance and investigating suspicious person(s).

Statewide Crime Rate Trends

The crime rates below are calculated per 10,000 units of county population.

Highest Violent Crime Rates

Orangeburg	143.20
Allendale	122.13
Dillon	119.14
Darlington	103.50
Marlboro	93.37

Lowest Violent Crime Rates

Edgefield	7.97
McCormick	15.09
Abbeville	20.05
Pickens	21.33
Cherokee	25.57

Highest Property Crime Rates

Darlington	367.37
Orangeburg	354.02
Marion	345.87
Union	337.23
Dillon	321.68

Lowest Property Crime Rates

Saluda	65.89
Edgefield	68.46
McCormick	103.61
Abbeville	120.32
Georgetown	139.05

Greatest Increases in Violent Crime Rates

Allendale	+69.81%
Jasper	+32.56%
McCormick	+15.38%
Dorchester	+13.63%
Colleton	+9.73%

Greatest Decreases in Violent Crime Rates

Abbeville	-60.80%
Chester	-32.01%
Cherokee	-29.27%
Dillon	-29.18%
Georgetown	-27.37%

Greatest Increases in Property Crime Rates

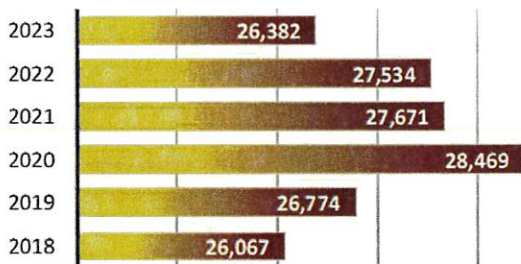
McCormick	+39.19%
Hampton	+14.91%
Bamberg	+10.93%
Marlboro	+6.58%
Dorchester	+6.25%

Greatest Decreases in Property Crime Rates

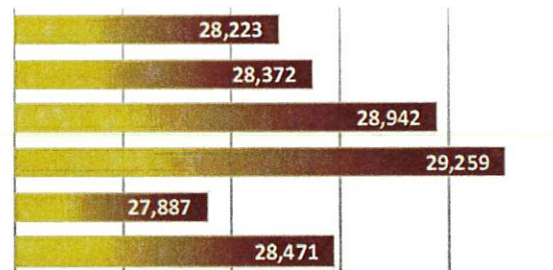
Calhoun	-42.33%
Georgetown	-35.36%
Laurens	-27.79%
Abbeville	-24.81%
Fairfield	-24.20%

Statewide Trends 2018 to 2023

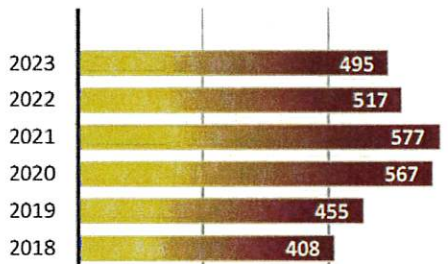
Violent Crime



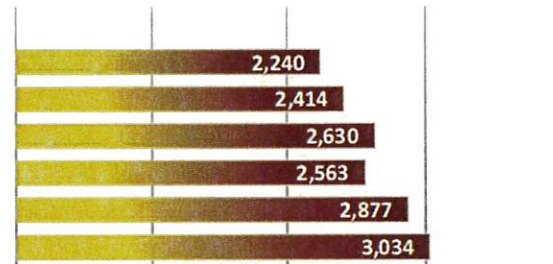
Intimate Partner Assaults



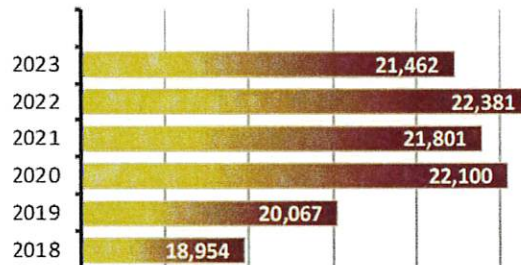
Murder



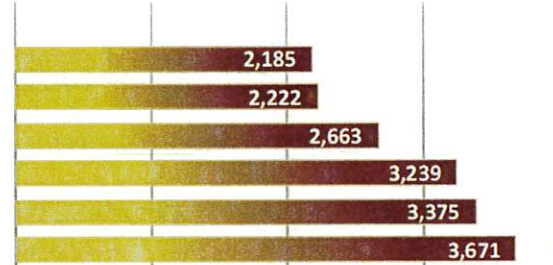
Sexual Battery



Agg. Assault

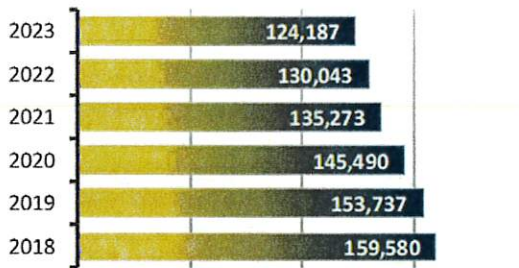


Robbery

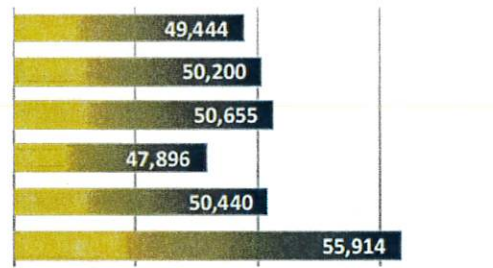


Statewide Trends 2018 to 2023

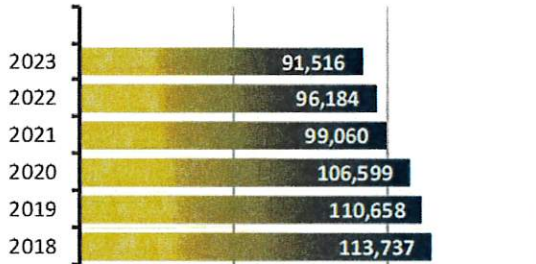
Property Crime



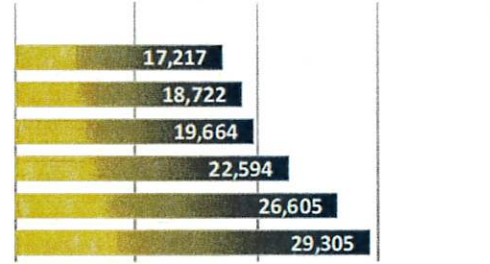
Drug Offenses



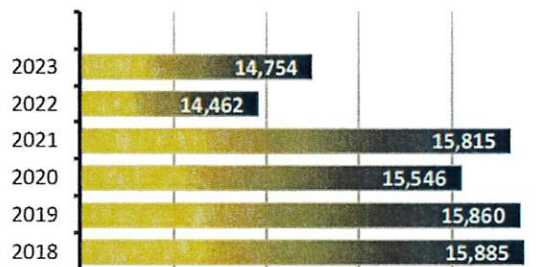
Larceny



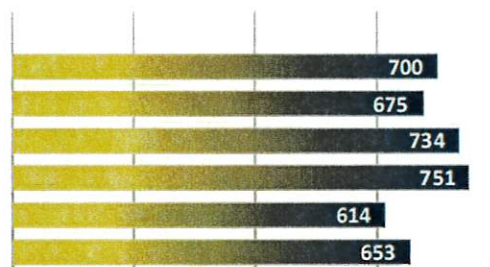
B & E



MV Theft



Arson



South Carolina - SC - NIBRS Agency Crime Overview - 2023

2023 Population Estimate	5,373,555
Offense Overview	
Offense Total	362,195
Number Cleared	136,501
Percent Cleared	37.69%
Group A Crimes per 10,000 population	674.0
Arrest Overview	
Total Arrests	175,376
Adult Arrests	164,482
Juvenile Arrests	10,894
Unknown Age	86
Arrests per 10,000 population	326.4
Average number offenses/incident	1.12

Group B Arrests		
Offense	Adult	Juvenile
Bad Checks	117	0
Curfew/Loitering/Vagrancy Violations	690	52
Disorderly Conduct	8,036	307
Driving Under the Influence	15,336	51
Drunkness	3,577	20
Family Offenses (Nonviolent)	1,333	9
Liquor Law Violations	5,594	270
Peeping Tom	25	7
Trespass of Real Property	7,560	179
All Other Offenses	34,463	1,548
Total Group B	76,731	2,443

Group A Offenses	Offenses (*)		Arrests (**)	
	Reported	Cleared	Adult	Juvenile
Crimes Against Persons				
Murder and Nonnegligent Manslaughter	495	333	342	48
Negligent Manslaughter	28	17	12	2
Kidnapping/Abduction	1,005	630	451	14
Forcible Rape	1,702	526	212	30
Forcible Sodomy	348	128	31	14
Sexual Assault With An Object	190	73	24	10
Forcible Fondling	1,632	491	130	35
Incest	25	10	3	0
Statutory Rape	248	87	59	7
Aggravated Assault	21,462	10,173	5,383	500
Simple Assault	62,891	34,247	13,841	3,093
Intimidation	12,815	3,845	985	265
Human Trafficking, Commercial Sex Acts	27	5	4	0
Human Trafficking, Involuntary Servitude	4	0	0	0
Crimes Against Property				
Arson	700	250	174	35
Bribery	14	4	3	3
Burglary/Breaking & Entering	17,217	3,287	2,434	396
Counterfeiting/Forgery	4,458	909	763	14
Destruction/Damage/Vandalism of Property	34,598	7,375	3,683	570
Embezzlement	894	417	244	19
Extortion/Blackmail	543	33	9	4
False Pretenses/Swindle/Confidence Game	11,412	2,679	1,434	21
Credit Card/Automatic Teller Fraud	6,520	973	599	49
Impersonation	1,264	140	98	1
Welfare Fraud	86	7	4	0
Wire Fraud	2,384	120	44	5
Identity Theft	3,832	276	182	0
Hacking/Computer Invasion	185	7	3	0
Robbery	2,185	721	605	165
Pocket-picking	104	8	3	0
Purse-snatching	94	25	16	4
Shoplifting	22,464	9,257	8,969	489
Theft From Building	5,498	938	412	55
Theft From Coin Operated Machine or Device	84	11	8	1
Theft From Motor Vehicle	22,863	1,660	1,028	346
Theft of Motor Vehicle Parts/Accessories	5,466	275	140	16
All Other Larceny	34,943	4,588	2,998	258
Motor Vehicle Theft	14,754	2,156	864	270
Stolen Property Offenses	3,845	2,704	2,306	303
Crimes Against Society				
Drug/Narcotic Violations	42,356	31,331	28,232	1,323
Drug Equipment Violations	7,088	5,464	2,423	75
Betting/Wagering	5	4	13	0
Operating/Promoting/Assisting Gambling	12	10	11	0
Gambling Equipment Violations	18	17	20	0
Sports Tampering	0	0	0	0
Pornography/Obscene Material	1,246	285	124	55
Prostitution	74	46	47	0
Assisting or Promoting Prostitution	31	11	8	1
Purchasing Prostitution	18	12	11	0
Weapon Law Violations	11,410	8,697	7,515	999
Animal Cruelty	658	262	247	5
Total Group A Offenses	362,195	136,501	87,751	8,451

(*) Offenses are counted using the FBI Units of Count for Crime

(**) The Arrests column shows arrests made for incidents during the selected period, regardless of arrest date. Arrest counts for the same period may change over time

Charleston County Arrests

Population 424,367

Crime	2022	2023	Change	2023 Arrest Rate	2022 - 2023
Aggravated Assault	480	526	9.6%	12.39	
All Other Offenses	2,369	2,699	13.9%	63.60	
Animal Cruelty	8	15	87.5%	0.35	
Arson	8	10	25.0%	0.24	
Bribery	0	1	100%	0.02	
Burglary/Breaking & Entering	218	204	-6.4%	4.81	
Contributing to the Delinquency of a Minor	20	9	-55.0%	0.21	
Counterfeiting/Forgery	64	24	-62.5%	0.57	
Destruction/Damage/Vandalism of Property	246	240	-2.4%	5.66	
Disorderly Conduct	568	737	29.8%	17.37	
Driving Under the Influence	1,083	1,133	4.6%	26.70	
Drug Law Violations	1,939	2,118	9.2%	49.91	
Drunkenness	181	217	19.9%	5.11	
Embezzlement	33	23	-30.3%	0.54	
Extortion/Blackmail	2	1	-50.0%	0.02	
Family Offenses (Nonviolent)	81	44	-45.7%	1.04	
Forcible Fondling	16	12	-25.0%	0.28	
Fraud Offenses	133	125	-6.0%	2.95	
Gambling Offenses	1	0	-100.0%	0.00	
Human Trafficking	0	1	100%	0.02	
Incest	1	0	-100.0%	0.00	
Intimidation	95	111	16.8%	2.62	
Kidnapping/Abduction	11	17	54.5%	0.40	
Larceny Theft Offenses	938	1,122	19.6%	26.44	
Liquor Law Violations	298	372	24.8%	8.77	
Motor Vehicle Theft	117	100	-14.5%	2.36	
Murder and Nonnegligent Manslaughter	36	52	44.4%	1.23	
Negligent Manslaughter	1	0	-100.0%	0.00	
Peeping Tom	1	3	200.0%	0.07	
Pornography/Obscene Material	7	5	-28.6%	0.12	
Prostitution Offenses	4	3	-25.0%	0.07	
Resisting Arrest	87	106	21.8%	2.50	
Robbery	95	113	18.9%	2.66	
Sexual Battery	28	19	-32.1%	0.45	
Sexual Exposure	22	33	50.0%	0.78	
Simple Assault	1,149	1,225	6.6%	28.87	
Statutory Rape	3	3	0.0%	0.07	
Stolen Property Offenses	214	196	-8.4%	4.62	
Telephone Calls	32	26	-18.8%	0.61	
Trespass of Real Property	634	712	12.3%	16.78	
Using Motor Vehicle Without Consent	30	10	-66.7%	0.24	
Weapon Law Violations	757	821	8.5%	19.35	
Total	12,010	13,188	9.8%	310.77	

Jurisdiction	Year	Murder	Agg. Assault	Arson	B&E	Robbery	MVT	Larceny	Sexual Battery
St. Matthews PD	2022		1		8		4	29	
	2023	1	11		4	1	5	28	
Charleston County	2022	48	1,573	41	1,073	343	1,778	9,005	176
	2023	70	1,671	46	975	299	1,921	8,968	162
Charleston Co. Aviation Authority	2022		2				70	24	
	2023				1		156	38	
Charleston Dept. Natural Resources	2022								
	2023								
Charleston Highway Patrol PD	2022								
	2023								
Charleston PD	2022	8	442	8	248	72	514	2,294	53
	2023	9	494	17	268	83	498	2,377	44
Charleston S.C. Forestry Commission	2022								
	2023								
Charleston SO	2022	8	216	6	152	26	217	902	10
	2023	27	196	5	121	30	207	808	9
Charleston State Transport Police	2022								
	2023								
College of Charleston PD	2022							10	1
	2023				4		1	30	1
DHEC Drug Control Charleston	2022							2	
	2023							5	
Folly Beach PD	2022								
	2023	4	2		1		6	18	
Isle of Palms PD	2022		11		6		5	48	1
	2023		13		7	1	5	62	1
Mt Pleasant PD	2022		93	3	87	12	192	1,066	20
	2023		110	1	76	16	144	1,056	14
MUSC PD	2022		6		3	2	6	85	
	2023		11		2	2	5	83	1
North Charleston PD	2022	32	803	24	573	231	773	4,534	91
	2023	30	842	23	489	166	895	4,455	90
S.C. State Ports Authority	2022								
	2023		1					1	
Sullivans Island PD	2022				4		1	15	
	2023				1		2	17	1
The Citadel PD	2022							18	
	2023		2		1	1	2	8	1