

PAUL, WEISS, RIFKIND, WHARTON & GARRISON LLP

1285 AVENUE OF THE AMERICAS
NEW YORK, NEW YORK 10019-6064

TELEPHONE (212) 373-3000

LLOYD K. GARRISON (1946-1991)
RANDOLPH E. PAUL (1946-1956)
SIMON H. RIFKIND (1950-1995)
LOUIS S. WEISS (1927-1950)
JOHN F. WHARTON (1927-1977)

WRITER'S DIRECT DIAL NUMBER

(212) 373-3311

WRITER'S DIRECT FACSIMILE

(212) 492-0311

WRITER'S DIRECT E-MAIL ADDRESS

rfinzi@paulweiss.com

UNIT 5201, FORTUNE FINANCIAL CENTER
5 DONGSANHUAN ZHONGLU
CHAORYANG DISTRICT, BEIJING 100020, CHINA
TELEPHONE (86-10) 5828-6300

SUITES 3601 - 3606 & 3610
36/F, GLOUCESTER TOWER
THE LANDMARK
15 QUEEN'S ROAD, CENTRAL
HONG KONG
TELEPHONE (852) 2846-0300

ALDER CASTLE
10 NOBLE STREET
LONDON EC2V 7JU, UNITED KINGDOM
TELEPHONE (44 20) 7367 1600

FUKOKU SEIMEI BUILDING
2-2 UCHISAIWAICHO 2-CHOME
CHIYODA-KU, TOKYO 100-0011, JAPAN
TELEPHONE (81-3) 3597-8101

TORONTO-DOMINION CENTRE
77 KING STREET WEST, SUITE 3100
PO. BOX 226
TORONTO, ONTARIO M5K 1J3
TELEPHONE (416) 504-0520

2001 K STREET, NW
WASHINGTON, DC 20006-1047
TELEPHONE (202) 223-7300

500 DELAWARE AVENUE, SUITE 200
POST OFFICE BOX 32
WILMINGTON, DE 19899-0032
TELEPHONE (302) 655-4410

MATTHEW W. ABBOTT
EDWARD T. ACKERMAN
JACOB A. ADLERSTEIN
JUSTIN ANDERSON
ALAN J. ARONSON
JONATHAN H. ASHTOR
ROBERT A. ATKINS
SCOTT A. BARSHAY
PAUL M. BATA
J. STEVEN BAUGHMAN
LYNN B. BAYARD
CRAIG A. BENSON
MARK S. BERGMAN
DAVID M. BERNICK
JOSEPH J. BIAL
BRUCE BIRENBOIM
H. CHRISTOPHER BOEHNING
BRIAN BOLIN
ANGELO BONVINO
ROBERT BRITTON
DAVID W. BROWN
SUSANNA M. BUERGEL
JESSICA S. CAREY
DAVID CARMONA
GEOFFREY R. CHEPIGA
ELLEN N. CHING
WILLIAM A. CLAREMAN
LEWIS R. CLAYTON
YAHONNES CLEARY
RACHAEL G. COFFEY
JAY COHEN
KELLEY A. CORNISH
CHRISTOPHER J. CUMMINGS
THOMAS V. DE LA BASTIDE III
MREDITH DEARBORN*
ARIEL J. DECELBAUM
KAREN L. DUNN
ALICE BELISLE EATON
ANDREW J. EHRlich
GREGORY A. EZRING
ROSS A. FIELDSTON
ANDREW C. FINCH
BRAD J. FINKELSTEIN
BRIAN P. FINNIGAN
ROBERTO FINZI
PETER E. FISCH
HARRIS FISCHMAN
ANDREW J. FOLEY
ANDREW J. FORMAN*
VICTORIA S. FORRESTER
HARRIS B. FREIDUS
CHRISTOPHER D. FREY
MANUEL S. FREY
ANDREW L. GAINES
KENNETH A. GALLO
MICHAEL E. GERTZMAN
ADAM M. GIVERTZ
SALVATORE GOGLIORMELLA
NEIL GOLDMAN
MATTHEW B. GOLDSTEIN
ROBERTO J. GONZALEZ*
CATHERINE L. GOODALL
CHARLES H. GOOGE, JR.
ANDREW G. GORDON
BRIAN S. GRIEVE
UDI GROFMAN
NICHOLAS GROOMBRIDGE
BRUCE A. GUTENPLAN
ALAN S. HALPERIN
CLAUDIA HAMMERMAN
BRIAN S. HERMANN
MICHELE HIRSHMAN
JARRETT R. HOFFMAN
ROBERT E. HOLO
DAVID S. HUNTINGTON
AMRAN HUSSEIN
LORETTA A. IPPOLITO
WILLIAM A. ISAACSON*
JAREN JANGHORBANI
BRIAN M. JANSON
JEH C. JOHNSON
BRAD S. KARP
PATRICK N. KARSNITZ
JOHN C. KENNEDY
BRIAN KIM
KYLE J. KIMPLER

ALEXIA D. KORBERG
ALAN W. KORBERG
DANIEL J. KRAMER
CAITH KUSHNER
DAVID K. LAKHIDHIR
GREGORY F. LAUFER
BRIAN C. LAVIN
XIAOYU GREG LIU
LORETTA E. LYNCH
JEFFREY D. MARELL
MARCO V. MASOTTI
DAVID W. MAYO
ELIZABETH R. MCCOLM
WILLIAM B. MCGOUGHIN
ALVARO MEMBRILLERA
MARK F. MENDELSON
CLAUDINE MEREDITH-GOUJON
JEAN M. MICHAEL
JUDIE NG SHORTELL*
CATHERINE NYARADY
JANE B. O'BRIEN
ALEX YOUNG K. OH
BRAD R. OKUN
LINDSAY B. PARKS
ANDREW M. PARLEN
DANIELLE C. PENHALL
CHARLES J. PESANT
JESSICA E. PHILLIPS*
VALERIE E. RADWANER
JEFFREY J. RECHER
CARL L. REISNER
LORIN L. REISNER
JEANNIE S. RHEE*
WALTER G. RICCIARDI
DANIELLE C. RICHMAN
RICHARD A. ROSEN
ANDREW N. ROSENBERG
JUSTIN ROSENBERG
JACQUELINE P. RUBIN
CHARLES F. "RICK" RULE*
RAPHAEL M. RUSSO
ELIZABETH M. SACKSTEDER
JEFFREY D. SAFERSTEIN
JEFFREY B. SAMUELS
KENNETH M. SCHNEIDER
ROBERT B. SCHUMER
JOHN M. SCOTT
BRIAN SCRIVANI
KYLE T. SEIFRIED
KANNON K. SHANMUGAM*
CULLEN L. SINCLAIR
AUDRA J. SOLOWAY
SCOTT M. SONTAG
SARAH STASNY
TARUN M. STEWART
ERIC ALAN STONE
AIDAN SYNNOTT
BRETTE TANNENBAUM
RICHARD C. TARLOWE
MONICA K. THURMOND
DANIEL J. TOAL
LAURA C. TURANO
CONRAD VAN LOGGERENBERG
KRISHNA VEERARAGHAVAN
LIZA M. VELAZQUEZ
MICHAEL VOGEL
RAMY J. WAHBEH
JOHN WEBER
LAWRENCE G. WEE
THEODORE V. WELLS, JR.
LINDSEY L. WIERSMA
STEVEN J. WILLIAMS
LAWRENCE I. WITDORCHIC
AUSTIN WITT
MARK B. WLAZLO
ADAM WOLLSTEIN
JULIA TARVER MASON WOOD
JENNIFER H. WU
BETTY YAP*
JORDAN E. YARETT
KAYE N. YOSHINO
TONG YU
TRACEY A. ZACCONE
TAURIE M. ZEITZER
T. ROBERT ZOCHOWSKI, JR.

*NOT ADMITTED TO THE NEW YORK BAR
*ADMITTED ONLY TO THE CALIFORNIA BAR

February 1, 2021

VIA EMAIL

The Honorable Carolyn B. Maloney
Chairwoman
Committee on Oversight and Reform
Congress of the United States House of Representatives
2157 Rayburn House Office Building
Washington, D.C. 20515-6143

Dear Chairwoman Maloney:

We write on behalf of our client David Sackler in response to your Question for the Record ("QFR"), dated January 11, 2021, which was addressed to Mr. Sackler in connection with the testimony he provided at the December 17, 2020 hearing, titled "The Role of Purdue Pharma and the Sackler Family in the Opioid Epidemic."

The QFR included the following question:

1. At the hearing, I asked about your family's withdrawal of more than \$10 billion from Purdue Pharma from 2008 through 2018 to or for the benefit of Sackler family trusts and foreign-based companies, including how much of your family's wealth is in foreign bank accounts and shell companies. You declined to answer my question, testifying, "that's really a question for the lawyers."

For each of the Sackler family members named in the Bankruptcy proceedings¹, please provide the Committee:

- a. An accounting of the assets held by each named Sackler, including: where the assets are held; in what format they are held (trust, corporation, partnership, etc.); why the format was selected (i.e. tax, other reason, etc.); and a general understanding of the type of such assets; and
- b. The value of each of the assets identified in (a), including the approximate aggregate value of the assets owned by category (e.g., cash, securities, real estate, private and other investments, etc.) and approximate liabilities, also by category.

* * *

The information below concerns David and Richard Sackler, and the estates of Beverly Sackler and Jonathan Sackler, who are part of the Raymond Sackler side of the Sackler family (known as “Side B”). David, Richard, Beverly and Jonathan Sackler were formerly directors of Purdue Pharma and are referred to herein as the “Side B Former Directors.” We understand that members of the Mortimer D. Sackler side of the family (known as “Side A”), are providing answers to you under separate cover.

As a threshold matter, we respectfully disagree with any suggestion that any of the Side B Former Directors have sought to shield assets from creditors, whether through the creation of trusts, investments in foreign companies or in any other manner. As discussed below, most of the trusts of which they are beneficiaries were established well before 2008, and for ordinary estate planning purposes.

As detailed in the report prepared by AlixPartners in connection with the Purdue bankruptcy, dated December 16, 2019 (attached as Exhibit A), cash distributions generally flowed up from Purdue Pharma L.P. to Pharmaceutical Research Associates L.P.,² and (1) were invested in certain foreign independent associated companies (commonly referred to as “IACs,” which are mostly pharmaceutical and healthcare companies that operate outside of the United States) that are principally owned by trusts for the benefit of the Sackler family; (2) continued to flow up through other holding companies to trusts established for the benefit of the Sackler family; or (3) were distributed for payments to tax authorities. From 2008 to 2017, such distributions to Side A and Side B of the Sackler family totaled approximately \$10.3 billion in aggregate. Of that \$10.3 billion aggregate amount, approximately \$4.7 billion was distributed for the

¹ Including the estate of Beverly Sackler, David A. Sackler, Ilene Sackler, Jonathan D. Sackler, Kathe Sackler, Mortimer D.A. Sackler, Richard S. Sackler, Theresa Sackler, any trusts of which any of the foregoing are beneficiaries, and the trustees thereof.

² Formerly Purdue Holdings L.P.

purposes of tax payments, and approximately \$1.5 billion was invested into IACs that are jointly owned by Side A and Side B.³ The remaining distributions, which totaled approximately \$4.1 billion, ultimately flowed to separate trusts for the benefit of Side A and Side B of the Sackler family, respectively (i.e., approximately \$2 billion was ultimately distributed to trusts for the benefit of Side B). A substantial amount of additional, more granular data about these distributions, including breakdowns by year and information about the entities and tax authorities that received such transfers, can be found in the AlixPartners report.

A. Side B Trust Structures

With regard to Side B of the Sackler family, there are four categories of trusts of which some or all of the Side B Former Directors—in many instances, along with their issue and others—are beneficiaries during their lifetimes:⁴ (1) five trusts that indirectly own interests in Purdue; (2) six trusts created by division of one trust in category 1, or by division or decanting from such trusts; (3) 11 other trusts that directly and/or indirectly own interests in various entities owned jointly by both Side A and Side B of the Sackler family (sometimes referred to as “II-way entities”); and (4) 26 additional trusts, including trusts holding real estate and life insurance, and pourover trusts.

Most of these trusts were created well before 2008 for ordinary estate planning reasons, including intergenerational planning, managing the passing of wealth to succeeding generations, and tax efficiency. All of the B-side trusts that indirectly own interests in Purdue are irrevocable, non-grantor, discretionary spendthrift trusts, with the oldest of such trusts being created in 1974 and the most recent in the early 2000s. In addition, many of the other trusts described in categories (1) through (4) are irrevocable, non-grantor, discretionary spendthrift trusts. All trusts described in categories (1) through (4) are administered in U.S. states and are governed by the laws of U.S. states.

The Side B trusts to which distributions from Purdue have flowed hold primarily the following categories of assets: cash and cash equivalents in U.S. accounts; accounts receivable (e.g., tax refunds); notes receivable and loans; U.S. and non-U.S. pharmaceutical and health assets (typically, entities that directly or indirectly own Purdue, and II-way entities (or entities that directly or indirectly own II-way entities)); marketable securities; hedge fund and private equity investments; real estate investments; life insurance; and other investments.

³ Tax distributions arose because Purdue Pharma L.P. is a partnership for U.S. federal income tax purposes. Therefore, Purdue “passes through” its profits to its owners.

⁴ Upon their deaths, Beverly Sackler and Jonathan Sackler (and their respective estates) ceased to be beneficiaries of any of these trusts.

B. Assets of Side B Former Directors

With the following exceptions, all assets of the Side B Former Directors are held in the United States: (i) certain Side B Former Directors hold various direct and indirect investments in certain II-way entities and (ii) the Side B Former Directors estimate that they hold a small portion (i.e., approximately 8%) of their collective assets in non-U.S. investment vehicles managed by third parties.⁵ No Side B Former Director is the holder of any foreign bank account.⁶

A breakdown of the categories of the assets and liabilities for each Side B Former Director is below.

Richard S. Sackler: Assets include cash and cash equivalents in U.S. bank accounts; investments in U.S. brokerage accounts; accounts receivable; notes receivable and loans; direct and indirect investments in II-way entities; marketable securities; hedge fund and private equity investments; real estate investments; residential real estate; life insurance; retirement accounts; and artwork and other personal property. Liabilities include accounts payable and long-term debt.

Estate of Beverly Sackler:⁷ Assets include cash and cash equivalents in U.S. bank accounts; accounts receivable; marketable securities; hedge fund and private equity investments; residential real estate; and artwork and other personal property.

Estate of Jonathan D. Sackler:⁸ Assets include cash and cash equivalents in U.S. bank accounts; investments in U.S. brokerage accounts; accounts

⁵ The Side B Former Directors' income from these investment vehicles is reported and taxed on a current basis in the U.S. Also, values change on a month-to-month basis based on investment performance.

⁶ In addition, please note that the QFR mischaracterizes David Sackler's response to the question, asked at the hearing: "How much of your family's wealth is currently in foreign bank accounts?" As page 23 of the hearing transcript reflects, Mr. Sackler answered: "Of our family's wealth? I don't believe—very small amount if any." Gregory Joseph's December 18, 2020 letter to Chairwoman Maloney (attached as Exhibit B) further clarified that Mr. Sackler's reference to "our family" in that response was to the Raymond Sackler family.

⁷ For purposes of this letter and the term "Side B Former Directors," the "Estate of Beverly Sackler" collectively refers to Mrs. Sackler's estate and a revocable trust she created during her lifetime as part of typical estate planning.

⁸ For purposes of this letter and the term "Side B Former Directors," the "Estate of Jonathan D. Sackler" collectively refers to Mr. Sackler's estate and a revocable trust he created during his lifetime as part of typical estate planning.

Chairwoman Carolyn B. Maloney

5

receivable; notes receivable and loans; direct and indirect investments in II-way entities; marketable securities; private equity investments; real estate investments; and artwork. Liabilities include long-term debt.

David A. Sackler: Assets include cash and cash equivalents; accounts receivable and prepaid expenses; notes receivable; private equity investments; and artwork and other personal property. Liabilities comprise long-term debt and short-term debt.

As of September 30, 2020, the total net assets of the Side B Former Directors were collectively reported at approximately \$700 million.

* * *

Should you have additional questions, please do not hesitate to contact us.

Very truly yours,

/s/ Roberto Finzi

Roberto Finzi

Exhibit A

AlixPartners

Cash Transfers of Value Analysis

December 16, 2019

Table of Contents

Section	Page
I. Objectives of the Transfers of Value Analysis	5
II. Sources Relied Upon	8
III. Executive Summary	10
IV. Cash Distributions Analysis	17
A. Combined Purdue and Rhodes Cash Distributions	23
B. Purdue Cash Distributions	28
C. Rhodes Cash Distributions	32
V. Compensation Paid to or for the Benefit of the Sackler Family Members	36
VI. Legal Expenses Incurred on Behalf of the Sackler Family Members	39
VII. Pension Benefits Paid to Sackler Family Members	43
VIII. Travel and Expense Reimbursements to or for the Benefit of the Sackler Family Members	46
IX. Fringe Benefits Provided to Sackler Family Members	49

Table of Contents – Exhibits

Section	Page
X. Exhibits	52
Index of Exhibits	53
Exhibit A Cash Distributions Analysis, Detailed Procedures Performed	54
Exhibit B Detailed Reconciliation of Purdue Net Cash Distributions to Audited Financial Statements	60
Exhibit C Combined Purdue and Rhodes Detailed Schedules of Cash Transfers	64
Exhibit D Rhodes Detailed Schedules of Cash Distributions	72
Exhibit E Purdue Cash Distributions Tracing Analysis	74
Exhibit F Rhodes Cash Distributions Tracing Analysis	238
Exhibit G Analysis of Distributions Referenced in the State Complaints Filed Against Purdue and/or the Sackler Family Members	303
Exhibit H Pension Benefits Detailed Procedures Performed	309
Exhibit I Travel and Expense Reimbursements Detailed Procedures Performed	311

Table of Contents – Appendix

XI. Appendix	315
Index of Appendices	316
Appendix A Detailed List of Sources Relied Upon	317
Appendix B List of the Sackler Family Members	323
Appendix C Purdue Organizational Charts and Ownership Structure	325
Appendix D Purdue Company Names and SAP Account Information	340
Appendix E Rhodes Organizational Charts and Ownership Structure	345
Appendix F Rhodes Company Names and SAP Account Information	349
XII. Disclaimer and Statement of Limiting Conditions	354

AlixPartners

I. Objectives of the Transfers of Value Analysis

Objectives of the Transfers of Value Analysis

At the direction of the Special Committee of the Board of Directors of Purdue Pharma Inc. (the "Special Committee") and Davis Polk & Wardwell LLP ("Counsel"), AlixPartners, LLP ("AlixPartners") has performed a comprehensive transfers of value analysis.

- This report (the "Cash Transfers of Value Report") sets forth the results of AlixPartners's cash transfers of value analysis (the "Cash Transfers of Value Analysis"), based on the identification and quantification of transfers of value on or after January 1, 2008 made as cash distributions, compensation, legal expenses and benefits provided to or for the benefit of the Sackler Family members, as explained in greater detail on the following page.
- The analysis of intercompany and non-cash transfers of value made on or after January 1, 2008 will be addressed in a separate report (the "Intercompany and Non-Cash Transfers Report"). That report will set forth the results of the identification and quantification of transfers of value made as (1) non-cash transfers from Purdue to its parent, Pharmaceutical Research Associates, L.P. ("PRA L.P."); and (2) cash payments for goods, services and other consideration, including with respect to intellectual property, among Purdue and independent associated entities ("IACs"), Rhodes and IACs, and Purdue and Rhodes.¹

¹ Capitalized terms, such as "Purdue" and "Rhodes," are defined on the following page.

Objectives of the Cash Transfers of Value Analysis

The objectives of the Cash Transfers of Value Analysis were to:

Identify and quantify all transfers of value from the following entities and their respective subsidiaries, to parent entities, shareholders and/or family members and/or any other entity in which beneficial owners or families own a controlling interest (collectively "Affiliated Entities", including IACs):

- Purdue Pharma L.P. ("PPLP") together with its subsidiaries (collectively "Purdue");
- Purdue Pharma, Inc. ("PPI"), which is the general partner of Purdue; and
- Coventry Technologies L.P., Rhodes Associates L.P., Rhodes Technologies Inc., Rhodes Technologies, Rhodes Pharmaceuticals Inc. and Rhodes Pharmaceuticals L.P. (collectively "Rhodes").

This analysis included identifying and quantifying the following transfers of value by Purdue, PPI and Rhodes on or after January 1, 2008 through September 30, 2019, to the extent such transfers were made:¹

- Cash distributions to or for the benefit of Affiliated Entities ("Cash Distributions");
- Compensation paid to or for the benefit of the Sackler Family members;
- Legal expenses incurred on behalf of the Sackler Family members;
- Pension benefits ("Pension Benefits") paid to the Sackler Family members;
- Travel and expense ("T&E") reimbursements paid to or for the benefit of the Sackler Family; and
- Fringe benefits ("Fringe Benefits") provided to the Sackler Family members.

The findings and results of our analysis are set forth in this Cash Transfers of Value Report.

¹ While our Cash Transfers of Value Analysis related to PPI is ongoing, the only cash dividends paid by PPI during the period January 1, 2008 through September 30, 2019 that we have identified to date were \$6 million of payments made in 2012, as described on p. 29 of this Cash Transfers of Value Report. Amounts included throughout this Cash Transfers of Value Report represent approximations and may include rounding differences.

AlixPartners

II. Sources Relied Upon

Sources Relied Upon

In order to achieve the objectives of the Cash Transfers of Value Analysis, we accessed and reviewed various sources of information from Purdue, PPI, Rhodes, TXP Services, Inc. ("TXP") and One Stamford Realty L.P. ("One Stamford Realty") that we used and relied on when performing our analysis. Refer to Appendix A for a more detailed listing of these sources.

1. Entity organizational charts
2. SAP accounting system information
3. Purdue's and Rhodes's internally-prepared distribution reports
4. Audited financial statements¹
5. Internal financial statements, reports, schedules and/or SAP accounting records for PPLP, Rhodes, PPI, PLP Associates Holdings Inc. and other Affiliated Entities whose books and records are maintained in the same SAP accounting system
6. Accounting and approval documentation for Cash Distributions made by Purdue and Rhodes, and dividends paid by PPI and PLP Associates Holdings Inc.
7. State Complaints as set forth in Exhibit G
8. Payroll and compensation records
9. Purdue's legal expense reports prepared by Purdue's Legal Department
10. Pension Benefit records and related documentation
11. Purdue's T&E reports, accounts payable T&E reimbursement payments and T&E supporting documentation
12. Fringe Benefit records
13. Purdue, PPI, Rhodes, TXP and One Stamford Realty employees
 - TXP provides accounting and other administrative services to Purdue and PPI. One Stamford Realty owns the building in which Purdue's corporate headquarters are located. Employees of these entities assist with the management of the Fringe Benefit programs provided to the Sackler Family members.

¹ Purdue's audited financial statements are available for the years ended December 31, 2008 through December 31, 2017. For the year ended December 31, 2018, audit fieldwork has largely been completed, but the audited financial statements have not been finalized due to the pending court appointment of Ernst & Young LLP as Purdue's auditors. Purdue and Rhodes's combined audited financial statements are available for the years ended December 31, 2014 through 2015, with 2013 included as prior year information in the 2014 report. Audited financial statements for Rhodes on a standalone basis are available for 2016. All audits were performed by Ernst & Young LLP.

AlixPartners

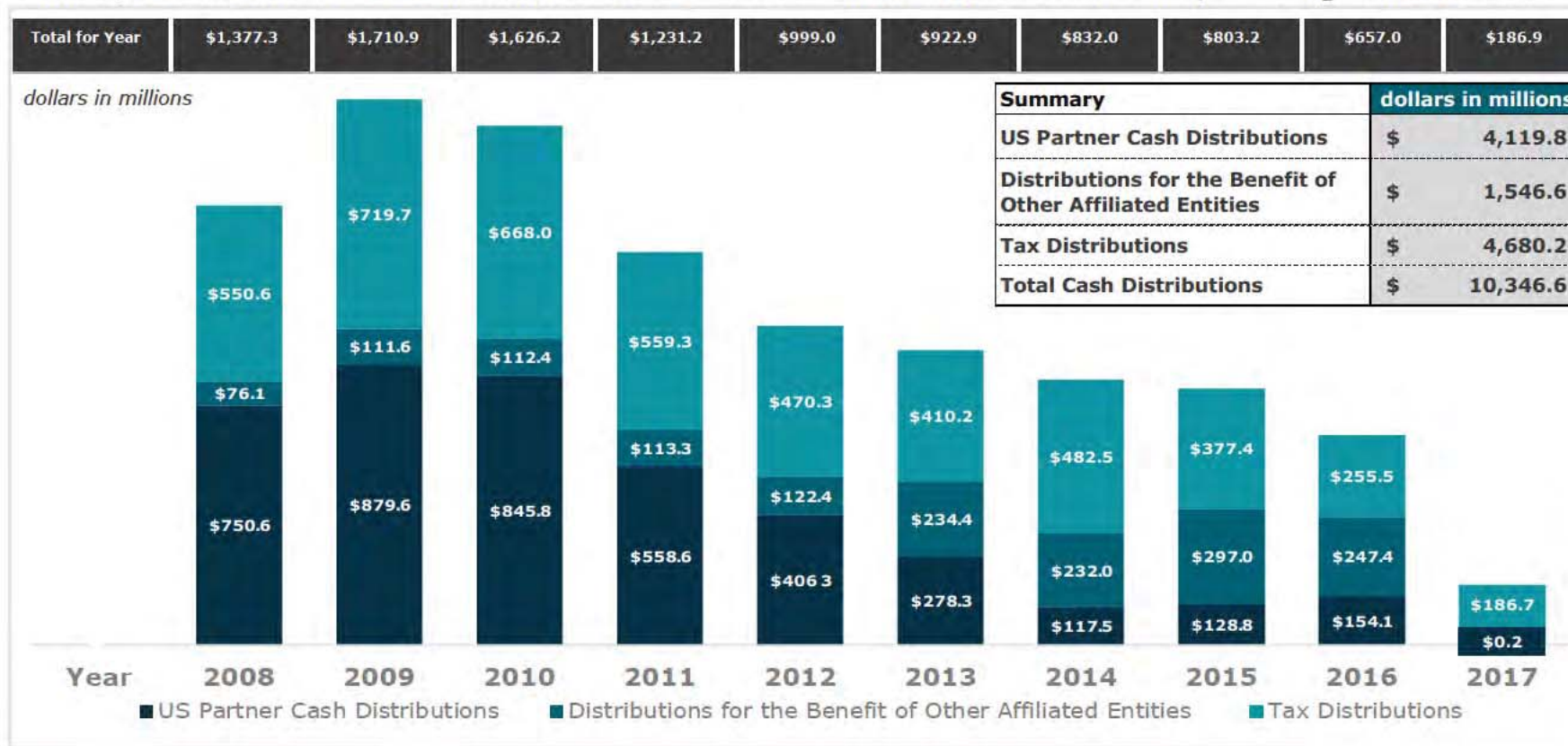
III. Executive Summary

Executive Summary - Purdue/Rhodes Cash Distributions Analysis

Total Net Cash Distributions paid by Purdue and Rhodes to or for the benefit of the Affiliated Entities and/or taxing authorities on or after January 1, 2008 were \$10.4 billion.

- Cash Distributions generally flowed up from Purdue or Rhodes according to their ownership interests and then to the ultimate recipient entity. For example, Purdue’s Cash Distributions generally flowed up from Purdue to and through PRA L.P. (which was formerly Purdue Holdings L.P.), and were either invested in IACs, or continued to flow up through other holding companies to trusts established for the benefit of the Sackler Family members or to taxing authorities.

Purdue/Rhodes Total Net Cash Distributions to or for the Benefit of Affiliated Entities and/or Taxing Authorities^{1,2,3,4}



¹ The classification of US Partner Cash Distributions, Distributions for the Benefit of Other Affiliated Entities and Tax Distributions is based on Purdue’s Internal Distributions Analysis and the October 19, 2018 MDL Presentation (as later defined).

² Distributions for the Benefit of Other Affiliated Entities correspond with the Ex-US Cash Distributions category in Purdue’s Internal Distributions Analysis.

³ 2017 Cash Distributions do not include \$312.6 million of loans to PRA L.P., all of which have since been repaid in full with interest.

⁴ Rhodes paid \$70,000 in Tax Distributions in 2018 which are not included in the chart above. Cash Distributions were not paid from January 1, 2019 through September 30, 2019.

Executive Summary – Compensation to the Sackler Family Members

Purdue paid approximately \$371,400 in payroll compensation to or for the benefit of the Sackler Family members on or after January 1, 2008.¹ Refer to Appendix B for the Sackler Family member names, titles and relationships.

Sackler Family Member	2008	2009	2010	2011	2012	2013	2014	2015	2016	2017	2018	YTD September 30, 2019	Total January 1, 2008 through September 30, 2019
Kathe A. Sackler ²	\$ 2,100	\$ 2,100	\$ 8,980	\$ 11,749	\$ 11,644	\$ 4,500	\$ 4,500	\$ 4,995	\$ 5,719	\$ 5,720	\$ 6,500	\$ -	\$ 68,507
Mortimer D.A. Sackler	2,100	2,100	2,400	2,600	2,800	3,250	3,250	5,192	5,719	6,006	6,500	-	41,917
Samantha (Sackler) Hunt	2,100	2,100	2,400	2,600	2,800	3,250	3,250	5,192	5,719	6,006	4,500	-	39,917
Richard S. Sackler ³	2,100	2,100	2,400	11,568	2,800	3,250	3,250	3,123	1,820	1,820	1,945	-	36,176
David A. Sackler	-	1,477	2,400	2,400	2,400	2,400	2,727	5,192	5,719	5,720	4,750	-	35,185
Jonathan D. Sackler	2,100	2,100	2,400	2,600	2,800	3,250	3,250	3,635	3,899	3,900	4,550	-	34,484
Raymond R. Sackler	2,100	2,100	2,100	2,100	2,100	2,100	2,100	3,375	3,769	2,205	-	-	24,049
Rebecca Sackler	-	-	-	4,898	6,694	-	-	1,729	3,380	3,380	3,900	-	23,981
Marianna Sackler	-	-	-	-	-	-	-	-	5,719	5,720	5,720	-	17,159
Ilene Sackler Lefcourt	1,200	1,200	1,200	1,200	1,200	1,200	1,200	1,662	1,820	1,820	1,945	-	15,647
Jeffrey Lefcourt	-	-	-	-	-	-	-	-	4,550	4,823	3,780	-	13,153
Karen Lefcourt-Taylor	-	-	-	-	-	-	-	-	4,550	4,823	3,780	-	13,153
All Other Sackler Family Members (3)	-	-	-	-	3,431	-	-	2,051	-	770	1,820	-	8,072
Grand Total	\$ 13,800	\$ 15,277	\$ 24,280	\$ 41,715	\$ 38,669	\$ 23,200	\$ 23,527	\$ 36,146	\$ 52,383	\$ 52,713	\$ 49,690	\$ -	\$ 371,400

¹ The Sackler Family members included herein received healthcare benefits under Purdue's employee benefits program during this period. The vast majority of the compensation amounts were deducted to cover the Sackler Family member's portion of insurance costs, and the small remainder was paid in cash.

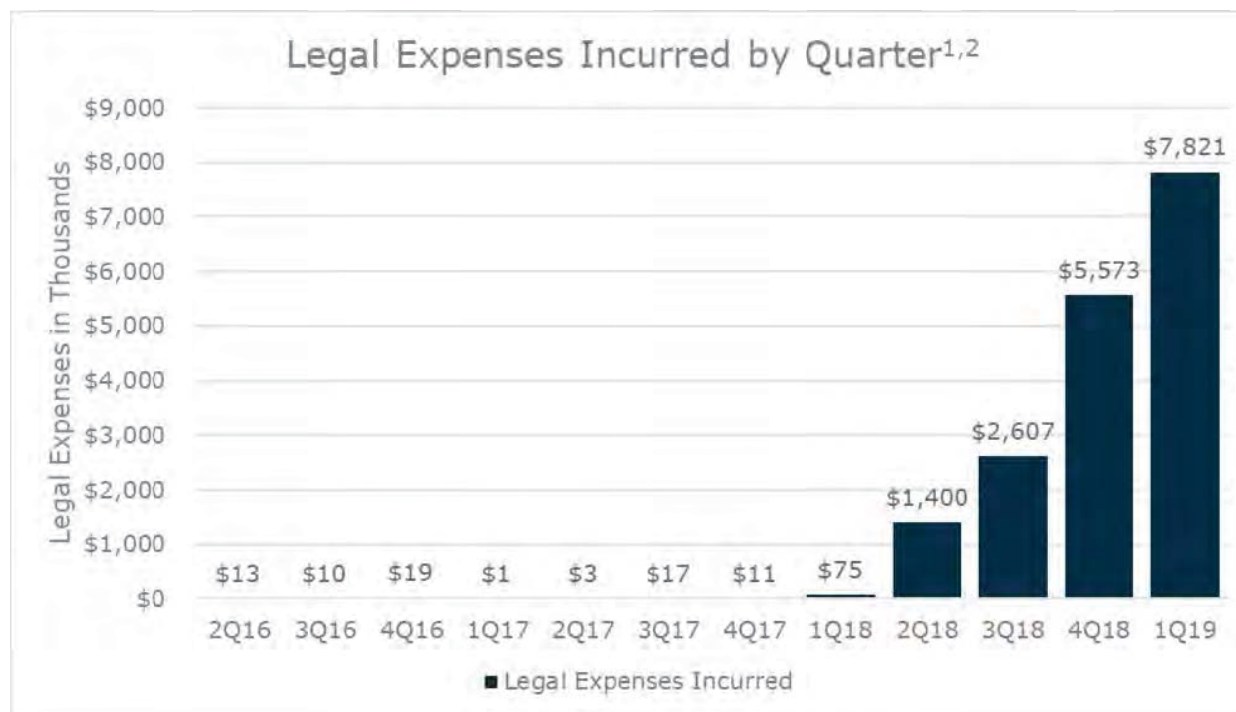
² Compensation to Kathe A. Sackler in 2010 through 2012 includes approximately \$19,500 in domestic partner medical benefits.

³ Compensation to Richard S. Sackler in 2011 includes approximately \$9,000 in special compensation as reflected in Purdue's payroll records.

Executive Summary – Legal Expenses Incurred on Behalf of the Sackler Family Members

Since January 1, 2008 forward, Purdue had a corporate indemnity policy (the “Corporate Indemnity Policy”) whereby Purdue agreed to pay legal expenses for Purdue’s Directors, Officers and other Named Agents (as defined in the policy) when those expenses were related to actions taken in an official capacity.

- Total legal expenses incurred by Purdue on behalf of the Sackler Family members pursuant to the Corporate Indemnity Policy on or after January 1, 2008 were \$17.6 million.
- Purdue ceased payments on behalf of the Sackler Family members for legal services performed after February 28, 2019.



¹ No indemnity payments were identified prior to 2016, and Purdue’s Legal Department is not aware of any indemnification requests pursuant to this policy arising prior to January 1, 2016. We have relied on the Purdue Legal Department’s representation that these expenses related to legal services performed on behalf of the Sackler Family members and that Purdue has paid pursuant to the Corporate Indemnity Policy.

² Amounts are shown in the quarterly period when services were rendered (not paid). 1Q19 includes only legal expenses incurred for services performed in January and February 2019.

Executive Summary – Pension Benefits Paid to the Sackler Family Members from Qualified Pension Plan

Total Pension Benefits paid to the Sackler Family members pursuant to Purdue’s defined benefit plan (“Purdue’s Pension Plan”) on or after January 1, 2008 were \$3.0 million. These Pension Benefit payments were made out of the trust assets of Purdue’s Pension Plan, which were held separately from Purdue’s assets.

Sackler Family Member	Pension Benefit Payment	Retirement Date
Richard S. Sackler	\$ 1,331,758	4/1/2010
Ilene Sackler Lefcourt	319,401	10/1/2011
Kathe A. Sackler	1,316,818	5/1/2013
Total	\$ 2,967,977	

- All three recipients of these Pension Benefits elected to receive lump sum payments, which were paid within one month of their respective retirement dates and in accordance with Purdue’s Pensions Plan.
- The pension benefit information listed herein reflects compensation received by certain Sackler Family members prior to 2008, including base salaries and bonuses.

In addition, Jonathan D. Sackler is eligible for an early retirement Pension Benefit but has not elected to receive this benefit as of September 30, 2019. The lump sum present value of the early retirement Pension Benefit was estimated by Deloitte, Purdue’s Pension Benefit consultant, to be approximately \$1.1 million as of August 1, 2019. On April 1, 2020, he becomes eligible for full retirement benefits.

Similarly, Mortimer D.A. Sackler becomes eligible for an early retirement Pension Benefit on June 1, 2026, and for a full retirement Pension Benefit on June 1, 2036. According to Deloitte, these dates are too far in the future to accurately estimate the current value of this Pension Benefit.

Executive Summary – T&E Reimbursements to or for the Benefit of the Sackler Family Members

Purdue paid \$1.9 million in T&E reimbursements to or for the benefit of the Sackler Family members on or after January 1, 2008.¹ No T&E reimbursements have been submitted by or paid to the Sackler Family members after March 31, 2019.

- Airline charges represent the largest category of T&E reimbursements, approximately 65% of T&E reimbursements paid to or for the benefit of the Sackler Family members.
- The remaining T&E categories listed below account for approximately 35% of T&E reimbursements paid to or for the benefit of the Sackler Family members:
 - Transportation (Taxi, Bus and Other Vehicle)
 - Meals & Entertainment
 - Hotel Lodging
 - Other
- In August 2019, at Purdue’s request, PRA L.P. repaid Purdue for approximately \$634,000 of these T&E reimbursements for a variety of reasons, including the difficulty in confirming that these reimbursements were properly chargeable to Purdue, resulting in a net payment by Purdue of approximately \$1,276,116.

¹ T&E reimbursements were identified either in accounts payable or the T&E electronic detail. Accounts payable records were available for the entire period, but the T&E electronic detail from Purdue’s T&E reporting system, Databas cs, was available starting in April 2011. T&E reimbursements categories were included in the T&E electronic detail. For T&E reimbursements processed through accounts payable, we assigned an expense category for each T&E reimbursement based on information available in SAP.

Executive Summary – Reimbursed Fringe Benefits Provided to the Sackler Family Members

Certain Sackler Family members received Fringe Benefits from Purdue in the form of company paid cellular phones, company fleet vehicles and salary/benefits for personal service employees on or after January 1, 2008.

- Purdue was fully reimbursed for the fleet vehicle costs and personal service employee benefits by the Sackler Family members in the ordinary course on a periodic basis.
- Purdue was not contemporaneously reimbursed for the use of company issued cellular phones. However, in August 2019, PRA L.P. repaid Purdue, at Purdue’s request, the full amount (approximately \$477,351) of the costs associated with the Sackler Family members’ use of company issued cellular phones on or after January 1, 2008.

	Not Contemporaneously Reimbursed Cellular Phones	Reimbursed in the Ordinary Course On a Periodic Basis Fleet Vehicles ¹	Reimbursed in the Ordinary Course On a Periodic Basis Personal Service Employees	Total
Total Cost to Purdue	\$ 477,351	\$ 1,892,705	\$ 2,590,800	\$ 4,960,856
Contemporaneous Reimbursements / Credits Identified ¹	-	(1,892,705)	(2,590,800)	(4,483,505)
Net Total	\$ 477,351	\$ -	\$ -	\$ 477,351
Repaid by PRA L.P. in August 2019	(477,351)	-	-	(477,351)
Net Cost to Purdue	\$ -	\$ -	\$ -	\$ -

- No Fringe Benefits were provided by Purdue to the Sackler Family members after April 30, 2019.

¹ Reimbursements include credits related to approximately \$6,400 in fleet invoice overcharges and \$4,600 in automobile maintenance costs. It is our understanding that fleet vehicle expenses were reimbursed by the Sackler Family members in the ordinary course. However, based on the information available in SAP and discussions with TXP, it is unclear if Purdue was reimbursed for \$4,600 in automobile maintenance costs.

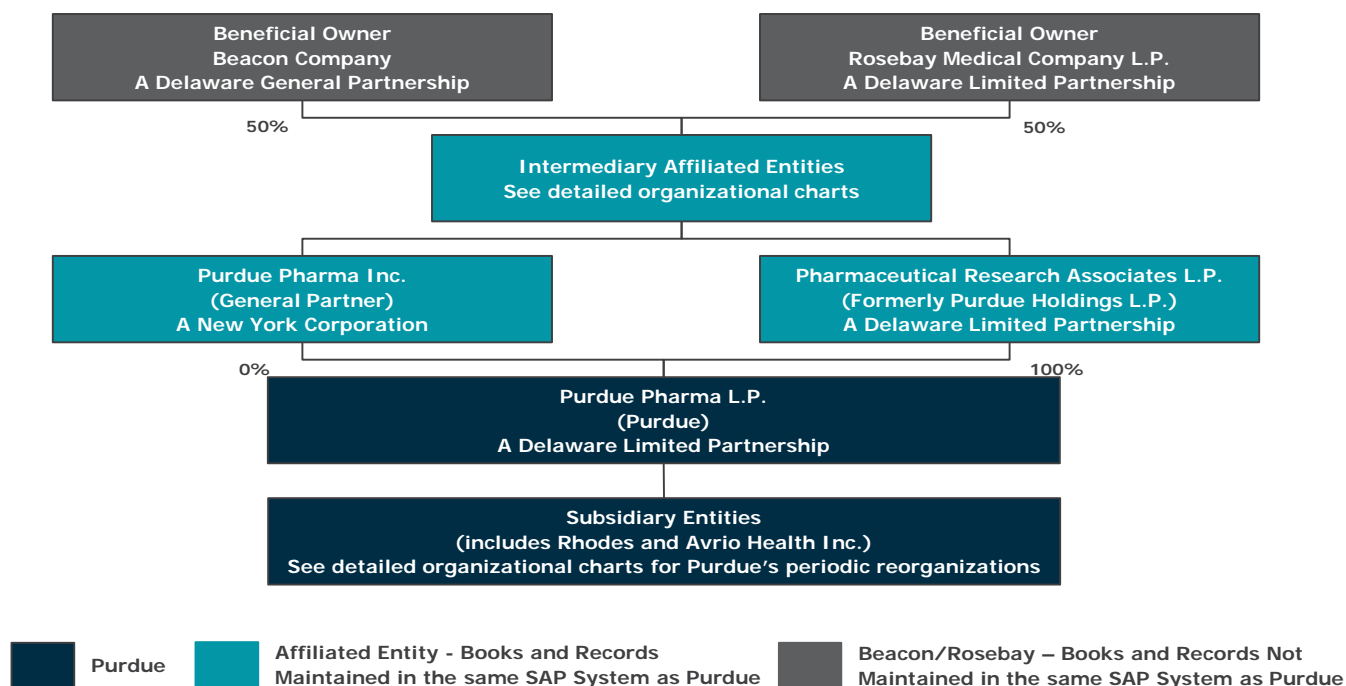
AlixPartners

IV. Cash Distributions Analysis

Cash Distributions Analysis - Objectives

The objectives of the Cash Distributions Analysis include the following:

1. Identify and quantify the amount of all Cash Distributions made by Purdue and Rhodes on or after January 1, 2008 to the Affiliated Entities.¹
 - The organizational structure of Purdue as of May 28, 2019 is illustrated below. This structure, which is current as of the date of this Cash Transfers of Value Report, includes Rhodes as a subsidiary of Purdue. PPLP's subsidiary entities varied over time, as did its ownership interests, with periodic internal reorganizations.
 - Refer to Appendices C and E for more detailed organizational charts for Purdue and Rhodes.



¹ The analysis related to Non-Cash Distributions made on or after January 1, 2008 is included in the Intercompany and Non-Cash Transfers Report.

Cash Distributions Analysis - Objectives

2. Identify and quantify the amount of the Cash Distributions made by Purdue and Rhodes on or after January 1, 2008 that Purdue has classified as US Partner Cash Distributions, Ex-US Cash Distributions and Tax Distributions in:
 - Purdue’s internally-prepared summary of distributions (“Purdue’s Internal Distribution Analysis”);
 - Rhodes’s internally-prepared distribution analysis (“Rhodes’s Internal Distribution Analysis”);
 - Audited financial statements;¹ and
 - The October 19, 2018 presentation prepared by Purdue for the Opioid Multidistrict Litigation (“MDL”) in the Northern District of Ohio (the “October 19, 2018 MDL Presentation”).

¹ Purdue audited financial statements are available for the years ended December 31, 2008 through December 31, 2017. For the year ended December 31, 2018, audit fieldwork has largely been completed, but the audited financial statements have not been finalized due to the pending court appointment of Ernst & Young LLP as Purdue’s auditors. Purdue and Rhodes’s combined audited financial statements are available for the years ended December 31, 2014 through 2015, with 2013 included as prior year information in the 2014 report. Audited financial statements for Rhodes on a standalone basis are available for 2016. All audits were performed by Ernst & Young LLP.

Cash Distributions Analysis - Objectives

3. Identify, quantify and reconcile the Cash Distributions made by Purdue and Rhodes to the amounts reported in the following sources of information:
 - Purdue's SAP accounting system;
 - The October 19, 2018 MDL Presentation;
 - Purdue's Internal Distribution Analysis;
 - Rhodes's Internal Distribution Analysis;
 - Purdue and Rhodes's audited financial statements;
 - Purdue's Treasury Department transaction reports;
 - Purdue's notes receivable schedule; and
 - Third-party documents, including:
 - o Relevant bank records, and
 - o Distributions alleged in State Complaints.

4. Identify and gain an understanding of the flow of funds activity related to Cash Distributions made by Purdue and Rhodes, including:
 - How Purdue and Rhodes recorded Cash Distributions in its SAP accounting system;
 - The types of information and documentation regarding the flow of funds for Cash Distributions; and
 - The authorization process of Cash Distributions.

Cash Distributions Analysis - Objectives

5. Identify and quantify the amount of Capital Contributions¹ received by Purdue on or after January 1, 2008 in the following sources of information:
 - Purdue's SAP accounting system;
 - The October 19, 2018 MDL Presentation;
 - Purdue's Internal Distribution Analysis; and
 - Audited financial statements.

6. Identify and quantify the amount of Capital Contributions¹ that Rhodes received on or after January 1, 2008 in the following sources of information:
 - Purdue's accounting system, which included the accounting system for Rhodes;
 - Distribution authorizations, which contain information related to Capital Contributions received by Rhodes and were provided by Rhodes's Vice President of Finance;
 - Rhodes's Internal Distribution Analysis, which also includes Capital Contributions received by Rhodes; and
 - Audited financial statements.

7. Identify and gain an understanding of the following regarding Capital Contributions received by Rhodes on or after January 1, 2008:
 - How Capital Contributions were recorded in Rhodes's SAP accounting system;
 - The types of information and documentation regarding the flow of funds for Capital Contributions; and
 - The authorization process for Capital Contributions.

¹ Capital Contributions generally represent investments made by IACs in Purdue or Rhodes.

Cash Distributions Analysis – Procedures Performed

In order to achieve the objectives of the Cash Distributions Analysis, we performed the following procedures:

1. Collected sources of information and documentation from Purdue.
2. Identified, quantified and reconciled Cash Distributions recorded in Purdue's and Rhodes's Internal Distributions Analyses and SAP accounting system, and the October 19, 2018 MDL Presentation.
3. Validated and reconciled Cash Distribution amounts reported in Purdue and Rhodes's financial statements and external sources.
4. Traced the flow of funds for each Purdue and Rhodes Cash Distribution classification (Non-Tax US Partner, Non-Tax Ex-US and Tax Distributions) made across various years.
 - Refer to Exhibit A for more detailed procedures performed.
 - Refer to Exhibit E for the Purdue Cash Distributions Tracing Analysis.
 - Refer to Exhibit F for the Rhodes Cash Distributions Tracing Analysis.

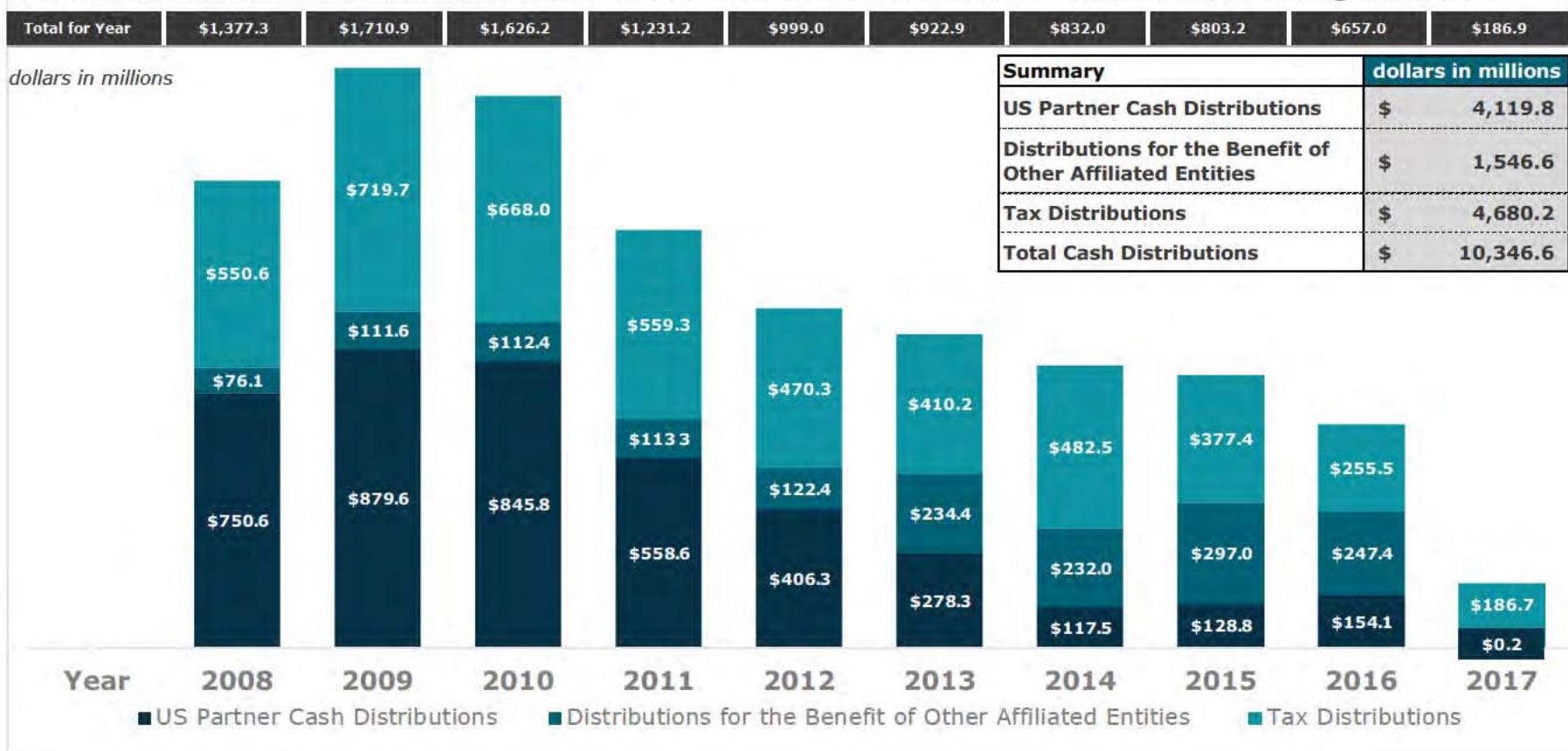
AlixPartners

IV.A Combined Purdue and Rhodes Cash Distributions

Purdue/Rhodes Cash Distribution Analysis

- Total Net Cash Distributions paid by Purdue and Rhodes to or for the benefit of the Affiliated Entities and/or taxing authorities on or after January 1, 2008 were \$10.4 billion.
 - Refer to Exhibit C for detailed schedules of Cash Distributions.

Purdue/Rhodes Total Net Cash Distributions to or for the Benefit of Affiliated Entities and/or Taxing Authorities^{1,2,3,4}



¹ The classification of US Partner Cash Distributions, Distributions for the Benefit of Other Affiliated Entities and Tax Distributions is based on Purdue's Internal Distributions Analysis and the October 19, 2018 MDL Presentation.

² Distributions for the Benefit of Other Affiliated Entities correspond with the Ex-US Cash Distributions category in Purdue's Internal Distributions Analysis.

³ 2017 Cash Distributions do not include \$312.6 million of loans to PRA L.P., all of which have since been repaid in full with interest.

⁴ Rhodes paid \$70,000 in Tax Distributions in 2018 which are not included in the chart above. Cash Distributions were not paid from January 1, 2019 through September 30, 2019.

Purdue/Rhodes Net Cash Distributions – Findings

2. Total Net Cash Distributions paid by Purdue and Rhodes to or for the benefit of the Affiliated Entities on or after January 1, 2008 are included in the table below.

dollars in '000s	Purdue Net Cash Distributions					Rhodes Net Cash Distributions				Total Net Cash Distributions
	Purdue US Partner Cash Distributions	Purdue Ex-US Cash Distributions ²	Purdue Investment in Associated Companies ¹	Purdue Tax Distributions	Purdue Total Cash Distributions	Rhodes US Partner Net Cash Distributions	Rhodes Tax Distributions	Eliminate Purdue Cash Distributions to Rhodes	Rhodes Total Net Cash Distributions	
2008	\$ 752,120	\$ -	\$ 76,107	\$ 540,203	\$ 1,368,430	\$ -	\$ 10,400	\$ (1,500)	\$ 8,900	\$ 1,377,330
2009	898,949	-	111,576	710,916	1,721,441	-	8,803	(19,301)	(10,498)	1,710,943
2010	859,950	112,381	-	653,842	1,626,173	-	14,207	(14,200)	7	1,626,180
2011	553,552	113,306	-	555,949	1,222,807	25,000	3,346	(20,000)	8,346	1,231,153
2012	439,342	122,394	-	459,522	1,021,258	6,000	10,745	(39,000)	(22,255)	999,003
2013	298,319	234,447	-	400,849	933,615	-	9,366	(20,000)	(10,634)	922,981
2014	127,505	232,023	-	435,569	795,097	-	46,962	(10,000)	36,962	832,059
2015	128,788	297,019	-	366,111	791,918	-	11,328	-	11,328	803,246
2016	154,074	247,358	-	249,273	650,705	-	6,199	-	6,199	656,904
2017	199	-	-	186,541	186,740	-	140	-	140	186,880
Subtotal 2008-2017	\$ 4,212,798	\$ 1,358,928	\$ 187,683	\$ 4,558,775	\$ 10,318,184	\$ 31,000	\$ 121,496	\$ (124,001)	\$ 28,495	\$ 10,346,679
Additional Non-Purdue Distribution Identified in Reconciliation to State Complaints ³	30,000	-	-	-	30,000	-	-	-	-	30,000
Total as Adjusted	\$ 4,242,798	\$ 1,358,928	\$ 187,683	\$ 4,558,775	\$ 10,348,184	\$ 31,000	\$ 121,496	\$ (124,001)	\$ 28,495	\$ 10,376,679

- Cash Distributions generally flowed up from Purdue to and through PRA L.P., and were either invested in IACs, or continued to flow up through other holding companies to trusts established for the benefit of the Sackler Family members or to taxing authorities. Refer to Exhibit E and F for our flow of funds and tracing analyses for Purdue and Rhodes, respectively.
- We did not find any instances where distribution amounts alleged in the State Complaints during a particular time period exceeded distributions amounts reported in Purdue's Internal Distribution Analysis for that same time period. Refer to Exhibit G for more details.
- Net Cash Distributions contain credits in the amount of \$154.2 million for funds reinvested in Purdue by PRA L.P., and \$17.2 million for tax refunds received by Purdue.
- Purdue did not make any Cash Distributions after 2017.
- Rhodes paid \$70,000 in Tax Distributions in 2018, which are not included in the amounts above. Rhodes did not make any Cash Distributions after 2018.

¹ Purdue recorded \$187.7 million in Ex-US Distributions as Investment in Associated Companies, which represented cash that flowed to a wholly owned entity of Purdue and then to an Ex-US Affiliated Entity.

² 2017 Cash Distributions do not include \$312.6 million of loans to PRA L.P., all of which have since been repaid in full with interest.

³ Additional Non-Purdue Distribution reflects a 2010 distribution made by Millsaw Realty L.P., formerly a subsidiary of Purdue, to Beacon Company and Rosebay Medical Company L.P., apparently made at the direction of Purdue. This amount was identified in the reconciliation to the State Complaints. Refer to Exhibit G for more details regarding this reconciliation.

Combined Purdue and Rhodes Cash Distributions Identified in SAP

3. As illustrated in the table below, we determined that 99.3% of the gross cash transfer amounts that are reported in Purdue’s and Rhodes’s Internal Distribution Analyses, which include Cash Distributions and loans made by Purdue to PRA, L.P. in 2017, match the accounts payable vendor/payee name and payment amount that are recorded in Purdue’s SAP accounts payable ledger. Refer to Exhibits E and F Cash Distributions tracing analyses for Purdue and Rhodes, respectively.

	A		B				C	A / (B-C) = D	
Purdue and Rhodes Distributions Identified in Accounts Payable for Amount and Payee (dollars in '000s)									
Year	Cash Transfers to Affiliated Entities / Subsidiaries Identified in Accounts Payable	Total Net Cash Distributions	Cash Transfers Identified in Accounts Payable Related to Loans	Accrued Distributions	Contributions From Purdue to Rhodes	Contributions From Purdue Holdings L.P. and Tax Refunds	Gross Cash Transfers to Affiliated Entities / Subsidiaries	Cash Distributions Not Paid Through Accounts Payable	% Identified in Accounts Payable
2008	\$ 1,382,839	\$ 1,377,330	\$ -	\$ -	\$ 1,500	\$ 8,879	\$ 1,387,709	\$ -	99.6%
2009	1,707,938	1,710,943	-	-	19,301	3,424	1,733,668	-	98.5%
2010	1,629,269	1,626,181	-	-	14,200	2,341	1,642,722	-	99.2%
2011	1,262,969	1,231,153	-	-	20,000	34,095	1,285,248	5,608	98.7%
2012	1,068,617	999,003	-	-	39,000	35,846	1,073,849	4,553	99.9%
2013	957,667	922,981	-	-	20,000	20,236	963,217	4,633	99.9%
2014	867,670	832,059	-	-	10,000	35,486	877,545	3,042	99.2%
2015	913,081	803,245	-	107,000	-	7,413	917,658	3,340	99.9%
2016	568,451	656,904	-	(107,000)	-	23,712	573,616	1,607	99.4%
2017	397,648	186,880	246,739	-	-	-	433,619	35,763	99.9%
Total	\$ 10,756,149	\$ 10,346,679	\$ 246,739	\$ -	\$ 124,001	\$ 171,432	\$ 10,888,851	\$ 58,546	99.3%

- **Column C** - We understand that the following categories of disbursements were recorded by general ledger entry instead of through the SAP accounts payable ledger system:
 - o Fractional distributions made to PPI and PLP Associates Holdings Inc. (e.g., “Sliver Distributions”).
 - o A \$35 million Tax Distribution from Purdue to PRA L.P. in 2017.¹
- Based on discussions with Purdue and TXP, the remaining amounts not identified in the SAP accounts payable ledger generally relate to small individual payments to taxing authorities, which are difficult to identify due to combination with other items or entries.
- Refer to Appendices D and F for SAP company codes for Purdue and Rhodes, respectively.

¹ The classification as a Tax Distribution is based upon Purdue’s Internal Distribution Analysis and the October 19, 2018 MDL Presentation. This Tax Distribution does not appear to have been transferred beyond PRA L.P.

Purdue/Rhodes Cash Distributions Identified in SAP

4. The Purdue and Rhodes cash transfers identified in the SAP accounts payable ledger are summarized below. Refer to Exhibit C for the Purdue and Rhodes detailed schedules of Cash Distributions.

Purdue and Rhodes Distributions Identified in Accounts Payable for Amount and Payee (dollars in '000s)										
Year	Beacon / Rosebay Non-Tax	Other Affiliated Entities / Subsidiaries	Cumulative Rounding	Total Non-Tax Cash Transfers to Affiliated Entities / Subsidiaries	Beacon / Rosebay Tax	State/Local	Federal	Cumulative Rounding	Total Tax Distributions	Cash Transfers to IACs / Subsidiaries Identified in Accounts Payable
2008	\$ 625,629	\$ 200,478	\$ -	\$ 826,107	\$ 5,879	\$ 30,356	\$ 520,497	\$ -	\$ 556,732	\$ 1,382,839
2009	879,134	111,576	(1)	990,709	363,238	44,486	309,504	1	717,229	1,707,938
2010	862,196	108,709	(1)	970,904	332,445	35,978	289,943	(1)	658,365	1,629,269
2011	599,727	115,114	-	714,841	269,127	39,827	239,175	(1)	548,128	1,262,969
2012	466,900	134,394	-	601,294	232,814	28,372	206,138	(1)	467,323	1,068,617
2013	318,928	230,567	1	549,496	217,747	26,311	164,113	-	408,171	957,667
2014	177,350	210,402	(1)	387,751	255,508	28,255	196,157	(1)	479,919	867,670
2015	320,004	217,725	(1)	537,728	146,340	24,443	204,573	(3)	375,353	913,081
2016	87,591	226,739	-	314,330	123,610	18,869	111,642	-	254,121	568,451
2017	107,013	139,712	-	246,725	72,235	29,088	49,600	-	150,923	397,648
Total	\$ 4,444,472	1,695,416	\$ (3)	\$ 6,139,885	\$ 2,018,943	\$ 305,985	\$ 2,291,342	\$ (6)	\$ 4,616,264	\$ 10,756,149

- The classification of Non-Tax cash transfers and Tax Distributions in the above table is based on Purdue's Internal Distributions Analysis and the October 19, 2018 MDL Presentation.¹
- The Non-Tax cash transfers include Cash Distributions and \$246.7 million of cash transfers related to loans that Purdue made to PRA L.P. in 2017, which PRA L.P. then transferred to Ex-US Affiliates. These loans have since been repaid in full with interest.
- A search was run in the SAP accounts payable ledger to determine if any of the payees known to have received Cash Distributions received any other individual payments in excess of \$1 million that were not recorded as Cash Distributions or loans in Purdue's Internal Distribution Analysis, SAP accounts payable ledger or audited financial statements. The search for payee names included taxing authorities (SAP industry code: TAX) or Affiliated Entities (SAP industry codes: AFIL and DSTD). No instances of unrecorded cash distributions, loans or other cash transfers to these taxing authorities or Affiliated Entities were identified as a result of performing this analysis.
- Refer to Appendices D and F for company names and SAP account information for Purdue and Rhodes, respectively.

¹ We are unable to determine from the books and records maintained by Purdue and Rhodes whether Rosebay Medical Company L.P. and/or Beacon Company used the Tax Distributions to make tax-related payments to the appropriate taxing authorities.

AlixPartners

IV.B Purdue Cash Distributions

Purdue Cash Distributions – Findings

1. Total Net Cash Distributions paid by Purdue to or for the benefit of the Affiliated Entities on or after January 1, 2008 are included in the table below.¹ Refer to the Purdue/Rhodes Cash Distributions Analysis section of this Cash Transfers of Value Report for additional information regarding Purdue’s Cash Distributions.

Purdue Net Cash Distributions					
<i>dollars in '000s</i>					
Year	US Partner Net Distributions	Ex-US Distributions	Investments in Associated Companies	Net Tax Distributions	Total Net Cash Distributions
2008	\$ 752,120	\$ -	\$ 76,107	\$ 540,203	\$ 1,368,430
2009	898,949	-	111,576	710,916	1,721,441
2010	859,950	112,381	-	653,842	1,626,173
2011	553,552	113,306	-	555,949	1,222,807
2012	439,342	122,394	-	459,522	1,021,258
2013	298,319	234,447	-	400,849	933,615
2014	127,505	232,023	-	435,569	795,097
2015	128,788	297,019	-	366,111	791,918
2016	154,074	247,358	-	249,273	650,705
2017	199	-	-	186,541	186,740
Subtotal 2008-2017	4,212,798	1,358,928	187,683	4,558,775	10,318,184
Additional Non-Purdue Distribution Identified in Reconciliation to State Complaints	30,000	-	-	-	30,000
Adjusted Total	\$ 4,242,798	\$ 1,358,928	\$ 187,683	\$ 4,558,775	\$ 10,348,184

- The \$439.3 million of US Partner Net Distributions made in 2012 includes two \$6 million Cash Distributions: one to PPI and the other to PLP Associates Holdings Inc.
 - o PPI, which is PPLP’s general partner, paid \$6 million in dividends to the following Affiliated Entities: \$3 million to Banela Corporation, \$1.5 million to Linarite Holdings LLC and \$1.5 million to Perthlite Holdings LLC.²
 - o PLP Associates Holdings Inc. paid \$6 million in dividends to the following Affiliated Entities: \$3 million to Banela Corporation, \$1.5 million to Linarite Holdings LLC and \$1.5 million to Perthlite Holdings LLC.
 - o Purdue’s Non-Tax Cash Distribution Selection 9, included in the Purdue Cash Distributions Tracing Analysis section, contains an illustration of how the funds flowed from PPLP to PPI and PLP Associates Holdings Inc., which then paid dividends to Affiliated Entities.

¹ 2017 Cash Distributions do not include \$312.6 mill on of loans to PRA L.P., all of which have since been repaid in full with interest. Purdue did not make Cash Distributions after 2017.

² While our Cash Transfers of Value Analysis related to PPI is ongoing, the only cash dividends paid by PPI during the period January 1, 2008 through September 30, 2019 that we have identified to date were \$6 million of payments made in 2012.

Purdue Cash Distribution Reconciliation Results¹

2. A reconciliation of Purdue's Internal Distribution Analysis to the audited financial statements is summarized below. Refer to Exhibit B for a more detailed reconciliation schedule.

dollars in '000s	2008	2009	2010	2011	2012	2013	2014	2015	2016	2017
Distributions to Partners:										
Gross US Partner Distributions	\$ 752,120	\$ 898,949	\$ 859,950	\$ 585,601	\$ 475,188	\$ 318,554	\$ 162,991	\$ 243,201	\$ 70,244	\$ 199
Reinvestment in Purdue	-	-	-	(32,049)	(35,846)	(20,236)	(35,486)	(7,413)	(23,170)	-
Subtotal Net US Partner Distributions	\$ 752,120	\$ 898,949	\$ 859,950	\$ 553,552	\$ 439,342	\$ 298,319	\$ 127,505	\$ 235,788	\$ 47,074	\$ 199
Ex-US Distributions	\$ -	\$ -	\$ 112,381	\$ 113,306	\$ 122,394	\$ 234,447	\$ 232,023	\$ 297,019	\$ 247,358	\$ -
Classified as distributions per aud t, loans per books										\$ 246,739
Subtotal Ex-US Distributions	\$ -	\$ -	\$ 112,381	\$ 113,306	\$ 122,394	\$ 234,447	\$ 232,023	\$ 297,019	\$ 247,358	\$ 246,739
Investment in Associated Companies	\$ 76,107	\$ 111,576	\$ -	\$ -	\$ -	\$ -	\$ -	\$ -	\$ -	\$ -
Gross Tax Distributions	549,082	714,340	656,183	557,996	459,522	400,849	435,569	366,111	249,815	186,541
Tax Refunds Applied	(8,879)	(3,424)	(2,341)	(2,046)	-	-	-	-	(542)	-
Subtotal Tax Distributions	\$ 540,203	\$ 710,916	\$ 653,842	\$ 555,949	\$ 459,522	\$ 400,849	\$ 435,569	\$ 366,111	\$ 249,273	\$ 186,541
Accrued distribution/reversal	-	-	-	-	-	-	-	(107,000)	107,000	-
Net Cash Distributions	\$ 1,368,430	\$ 1,721,441	\$ 1,626,173	\$ 1,222,808	\$ 1,021,258	\$ 933,615	\$ 795,096	\$ 791,917	\$ 650,705	\$ 186,740
Reconciling items to aud t reports	821	762	748	731	731	5,174	2,904	734	2,284	257,354
Amount per reconciliation	\$ 1,369,251	\$ 1,722,202	\$ 1,626,922	\$ 1,223,539	\$ 1,021,989	\$ 938,789	\$ 798,000	\$ 792,651	\$ 652,989	\$ 444,094
Amount per audited financial statements										
Distributions to Partners from aud ted statements of cash flow	\$ 1,293,144	\$ 1,610,627	\$ 1,626,922	\$ 1,223,539	\$ 1,021,989	\$ 938,788	\$ 798,000	\$ 792,651	\$ 652,989	\$ 444,093
Investment in Associated Companies from aud ted statements of cash flows	76,108	111,576	-	-	-	-	-	-	-	-
Total from audited financial statements	\$ 1,369,252	\$ 1,722,203	\$ 1,626,922	\$ 1,223,539	\$ 1,021,989	\$ 938,788	\$ 798,000	\$ 792,651	\$ 652,989	\$ 444,093
Difference (rounding)	\$ (1)	\$ (1)	\$ -	\$ -	\$ -	\$ 1	\$ -	\$ -	\$ -	\$ 1

- Ex-US Cash Distributions made to Affiliated Entities in 2017 totaling \$312.6 million represent cash transfers to PRA L.P., which PRA L.P. then transferred to Ex-US Affiliates. As required by Generally Accepted Accounting Principles ("GAAP"), \$246.7 million of this amount was recorded as Cash Distributions in Purdue's audited financial statements for the year ended December 31, 2017. PRA L.P. subsequently issued promissory notes for these cash transfers to Purdue, and the full amounts of these loans (\$312.6 million) have since been repaid in full with interest.
- In 2008 and 2009, Purdue reported cash paid to Ex-US Affiliated Entities as an Investment in Associated Companies. These amounts were recorded in audited financial statements as investing activities in the statements of cash flows. After 2010, Ex-US Distributions were recorded as equity distributions and included as such in the audited financial statements of equity and statements of cash flows.²

¹ The reconciliation above is based on Purdue's audited financial statements that do not include the combined financial results for Rhodes.

² Purdue recorded \$187.7 million in Ex-US Distributions as Investment in Associated Companies, which represented cash that flowed to a wholly owned entity of Purdue and then to an Ex-US Affiliated Entity. Purdue subsequently distributed its ownership interest in this subsidiary, which is discussed in the Intercompany and Non-Cash Transfers Report.

Purdue Cash Distribution Reconciliation Results

3. The table below reconciles Purdue's Net Cash Distributions included in Purdue's Internal Distribution Analysis to the October 19, 2018 MDL Presentation. Non-Cash Distributions are discussed separately in the Intercompany and Non-Cash Transfers Report.

Purdue Net Cash and Non-Cash Distributions								Reconciliation to the October 19, 2018 MDL Presentation			
<i>dollars in '000s</i>								<i>dollars in millions</i>			
Year	US Partner Cash Distribution	Ex-US Cash Distributions	Investment in Associated Companies	Tax Distributions	Total Net Cash Distributions	Non-Cash Distributions	Total Distributions	Cash	Purdue Non-Cash	Cash	MDL Non-Cash
2008	\$ 752,120	\$ -	\$ 76,107	\$ 540,203	\$ 1,368,430	\$ 72,378	\$ 1,440,808	\$ 1,368	\$ 72	\$ 1,368	\$ 73
2009	898,949	-	111,576	710,916	1,721,441	55,332	1,776,773	1,721	55	1,721	55
2010	859,950	112,381	-	653,842	1,626,173	32,219	1,658,392	1,626	32	1,626	32
2011	553,552	113,306	-	555,949	1,222,807	-	1,222,807	1,223	-	1,223	-
2012	439,342	122,394	-	459,522	1,021,258	-	1,021,258	1,021	-	1,021	-
2013	298,319	234,447	-	400,849	933,615	230,096	1,163,711	934	230	934	230
2014	127,505	232,023	-	435,569	795,097	2,171	797,268	795	2	795	2
2015	128,788	297,019	-	366,111	791,918	-	791,918	792	-	899	-
2016	154,074	247,358	-	249,273	650,705	-	650,705	651	-	544	-
2017	199	-	-	186,541	186,740	16,967	203,707	187	17	187	17
Total	\$ 4,212,798	\$ 1,358,928	\$ 187,683	\$ 4,558,775	\$ 10,318,184	\$ 409,163	\$ 10,727,347	\$ 10,318	\$ 409	\$ 10,318	\$ 409

- As illustrated above, the results of our reconciliation validated that Purdue's Net Cash Distribution and Non-Cash Distribution amounts reported in the October 19, 2018 MDL Presentation are consistent with the Net Cash Distributions and Non-Cash Distribution amounts that are recorded in Purdue's Internal Distribution Analysis.
- We did not find any instances where distribution amounts alleged in the State Complaints during a particular time period exceeded distributions amounts reported in Purdue's Internal Distribution Analysis for that same time period. Refer to Exhibit G for more details.
- The table below summarizes Purdue's Total Cash Transfers and Non-Cash Distributions included in the October 19, 2018 MDL Presentation for the period January 1, 1995 through September 30, 2018.

Summary of Purdue's Total Cash Transfers and Non-Cash Distributions included in the October 19, 2018 MDL Presentation January 1, 1995 through September 30, 2018 (dollars in millions)	
Purdue's Total Cash and Non-Cash Distributions (January 1, 1995 through December 31, 2007 - not included above)	\$ 1,322
Purdue's Total Cash and Non-Cash Distributions (January 1, 2008 through September 30, 2018 - included above)	10,727
Purdue's Loans to PRA L.P. included in the October 19, 2018 MDL Presentation that were Classified as Cash Distributions for financial statement purposes under GAAP as of December 31, 2017 and which have since been repaid in full with interest (as previously explained and not included above)	247
Rounding Difference	1
Purdue's Total Cash Transfers and Non-Cash Distributions included in the October 19, 2018 MDL Presentation (January 1, 1995 through September 30, 2018)	\$ 12,297

¹ Purdue recorded an accrued distribution of \$107.0 million as of December 31, 2015, which was not paid until 2016. The October 19, 2018 MDL Presentation reflected distributions in the year accrued. This is a timing difference only and has no net effect on Total Net Cash Distributions for the ten-year period from January 1, 2008 through December 31, 2017.

AlixPartners

IV.C Rhodes Cash Distributions

Rhodes Cash Distributions – Findings

1. Total Cash Distributions paid by Rhodes to or for the benefit of Affiliated Entities on or after January 1, 2008 were \$152.5 million, or \$28.5 million net of \$124.0 million of Capital Contributions received from Purdue. Refer to Exhibit D for detailed Rhodes Cash Distribution schedules.

(dollars in '000s)

Year	A Cash Distributions from Purdue	B Capital Contributions Received by Rhodes	C US Partner Cash Distributions by Rhodes	D Tax Distributions by Rhodes	C+D=E Total Cash Distributions by Rhodes	E-B=F Net Cash Distributions by Rhodes
2008	\$ 1,500	\$ 1,500	\$ -	\$ 10,400	\$ 10,400	\$ 8,900
2009	19,301	19,301	-	8,803	8,803	(10,498)
2010	14,200	14,200	-	14,207	14,207	7
2011	20,000	20,000	25,000	3,346	28,346	8,346
2012	39,000	39,000	6,000	10,745	16,745	(22,255)
2013	20,000	20,000	-	9,366	9,366	(10,634)
2014	10,000	10,000	-	46,962	46,962	36,962
2015	-	-	-	11,328	11,328	11,328
2016	-	-	-	6,199	6,199	6,199
2017	-	-	-	140	140	140
Total	\$ 124,001	\$ 124,001	\$ 31,000	\$ 121,496	\$ 152,496	\$ 28,495

- Rhodes paid \$70,000 in Tax Distributions in 2018, which are not included in the amounts above.
- Rhodes did not make any Cash Distributions after 2018.
- **Column A** – Includes US Partner Cash Distributions made by Purdue and noted as payable to Riego/Rosebay¹ with the notation "Rhodes Pharmaceuticals LP Funding" or similar language in the Purdue Internal Distribution Analysis. These distributions flowed up from Purdue through its ownership interest to Beacon Company and Rosebay Medical L.P., and then were contributed to Rhodes. These amounts are included in Purdue's Cash Distribution Analysis.
- **Column B** – Includes Capital Contributions received by Rhodes which originated from Purdue and went through Purdue's ownership interest to Beacon Company and Rosebay Medical L.P., and then were contributed to Rhodes through Coventry Technologies L.P.
- **Column C** – Includes US Partner Cash Distributions made by Rhodes to Affiliated Entities.
- **Column D** – Includes Tax Distributions made by Rhodes to or for the benefit of Affiliated Entities.
- **Column F** – Includes Cash Distributions made by Rhodes, net of Cash Contributions received from Purdue.

¹ Beacon Company was formerly known as Riego Company.

Note: The classification of US Partner Distributions and Tax Distributions is based on Purdue's and Rhodes's Internal Distribution Analyses.

Rhodes Cash Distributions – Findings

2. \$124.0 million of Total Capital Contributions received by Rhodes were identified and quantified in the Rhodes Internal Distribution Analysis. These Capital Contributions were made by Beacon Company and Rosebay Medical Company L.P.
 - \$124.0 million of Cash Distributions from Purdue are recorded as US Partner Cash Distributions in Purdue’s Internal Distribution Analysis as payable through its ownership interest to Beacon Company and Rosebay Medical Company L.P. There is usually a notation in Purdue’s Internal Distribution Analysis when Purdue’s distributions were ultimately intended as contributions to Rhodes.
 - Of the \$124.0 million in Purdue Cash Distributions received as Capital Contributions by Rhodes, \$116.0 million were specifically identified in Purdue’s Internal Distribution Analysis as intended to fund Rhodes and are included in the total of \$10.4 billion in Purdue Total Net Cash Distributions. These payments were validated as to the accounts payable vendor/payee name and distribution amount that are recorded in Purdue’s SAP accounts payable ledger.
 - Of the remaining \$8.0 million, receipt of \$6.5 million in Capital Contributions from Beacon Company and Rosebay Medical Company L.P. in 2010 was identified in Rhodes’s SAP general ledger.
 - Rhodes paid \$70,000 in Tax Distributions in 2018. No other Cash Distributions were made after 2018.
 - As discussed earlier, Purdue does not provide accounting or administrative services to Beacon Company and Rosebay Medical Company L.P. Therefore, further disposition of Cash Distributions received by those entities cannot be validated based on the books and records maintained in the same SAP accounting system as Purdue and Rhodes.

Rhodes Cash Distributions – Findings

3. As illustrated in the table below, we determined that at least 99.2% of the Cash Distribution amounts reported in Purdue’s and Rhodes’s Internal Distribution Analyses match the accounts payable vendor/payee name and distribution amount that are recorded in Purdue’s SAP accounting system.

Rhodes Distributions Identified in Accounts Payable for Amount and Payee (dollars in '000s)			
Year	Amount Identified in Accounts Payable	Total Distributions by Rhodes	% Identified in Accounts Payable
2008	\$ 10,400	\$ 10,400	100.0%
2009	8,446	8,803	95.9%
2010	13,957	14,207	98.2%
2011	28,356	28,346	100.0%
2012	16,745	16,745	100.0%
2013	9,366	9,366	100.0%
2014	46,942	46,962	100.0%
2015	11,323	11,328	100.0%
2016	5,540	6,199	89.4%
2017	140	140	100.0%
Total	\$ 151,215	\$ 152,496	99.2%

- Based on discussions with Purdue and TXP, the remaining amounts not identified in accounts payable generally relate to Sliver Distributions and small individual payments to taxing authorities, which are difficult to identify due to combination with other items or entries.
- Accounts payable payments are recorded on the applicable payor’s accounts payable ledger when payment is made to an Affiliated Entity whose books and records are not maintained in the same SAP accounting system as Purdue and Rhodes.

AlixPartners

V. Compensation Paid to or for the Benefit of the Sackler Family Members

Compensation Analysis – Objective and Procedures Performed

Objective

1. To identify and quantify the amount of payments made by Purdue as compensation to or for the benefit of the Sackler Family members on or after January 1, 2008.

Procedures Performed

The following procedures were performed to achieve this objective:

1. Obtained the names of the Sackler Family members from Purdue and cross-checked those names with the names of the Sackler Family members that were identified in public sources, such as the State Complaints and through internet searches.
2. Requested and received payroll information for the Sackler Family members who received compensation from Purdue on or after January 1, 2008.
3. For the time period when electronic payroll records were available (2016 and forward), searched payroll records for all employees to confirm that no additional Sackler Family members received compensation from Purdue.
4. Quantified the payroll compensation paid to the Sackler Family members.
5. Extracted other payments made directly to the Sackler Family members as recorded in the SAP accounts payable ledger.

Compensation to the Sackler Family Members – Findings

1. Purdue paid approximately \$371,400 in payroll compensation to or for the benefit of the Sackler Family members on or after January 1, 2008.¹ Refer to Appendix B for a list of the Sackler Family member names, titles and relationships.

Sackler Family Member	2008	2009	2010	2011	2012	2013	2014	2015	2016	2017	2018	YTD September 30, 2019	Total January 1, 2008 through September 30, 2019
Kathe A. Sackler ²	\$ 2,100	\$ 2,100	\$ 8,980	\$ 11,749	\$ 11,644	\$ 4,500	\$ 4,500	\$ 4,995	\$ 5,719	\$ 5,720	\$ 6,500	\$ -	\$ 68,507
Mortimer D.A. Sackler	2,100	2,100	2,400	2,600	2,800	3,250	3,250	5,192	5,719	6,006	6,500	-	41,917
Samantha (Sackler) Hunt	2,100	2,100	2,400	2,600	2,800	3,250	3,250	5,192	5,719	6,006	4,500	-	39,917
Richard S. Sackler ³	2,100	2,100	2,400	11,568	2,800	3,250	3,250	3,123	1,820	1,820	1,945	-	36,176
David A. Sackler	-	1,477	2,400	2,400	2,400	2,400	2,727	5,192	5,719	5,720	4,750	-	35,185
Jonathan D. Sackler	2,100	2,100	2,400	2,600	2,800	3,250	3,250	3,635	3,899	3,900	4,550	-	34,484
Raymond R. Sackler	2,100	2,100	2,100	2,100	2,100	2,100	2,100	3,375	3,769	2,205	-	-	24,049
Rebecca Sackler	-	-	-	4,898	6,694	-	-	1,729	3,380	3,380	3,900	-	23,981
Marianna Sackler	-	-	-	-	-	-	-	-	5,719	5,720	5,720	-	17,159
Ilene Sackler Lefcourt	1,200	1,200	1,200	1,200	1,200	1,200	1,200	1,662	1,820	1,820	1,945	-	15,647
Jeffrey Lefcourt	-	-	-	-	-	-	-	-	4,550	4,823	3,780	-	13,153
Karen Lefcourt-Taylor	-	-	-	-	-	-	-	-	4,550	4,823	3,780	-	13,153
All Other Sackler Family Members (3)	-	-	-	-	3,431	-	-	2,051	-	770	1,820	-	8,072
Grand Total	\$ 13,800	\$ 15,277	\$ 24,280	\$ 41,715	\$ 38,669	\$ 23,200	\$ 23,527	\$ 36,146	\$ 52,383	\$ 52,713	\$ 49,690	\$ -	\$ 371,400

¹ The Sackler Family members included herein received healthcare benefits under Purdue's employee benefits program during this period. The vast majority of the compensation amounts were deducted to cover the Sackler Family member's portion of insurance costs, and the small remainder was paid in cash.

² Compensation to Kathe A. Sackler in 2010 through 2012 includes approximately \$19,500 in domestic partner medical benefits.

³ Compensation to Richard S. Sackler in 2011 includes approximately \$9,000 in special compensation as reflected in Purdue's payroll records.

AlixPartners

VI. Legal Expenses Incurred on Behalf of the Sackler Family Members

Legal Expense Analysis – Objective and Procedures Performed

Objective

1. To quantify the legal expenses incurred by Purdue on behalf of the Sackler Family members pursuant to the Corporate Indemnity Policy during the period on or after January 1, 2008.¹

Procedures Performed

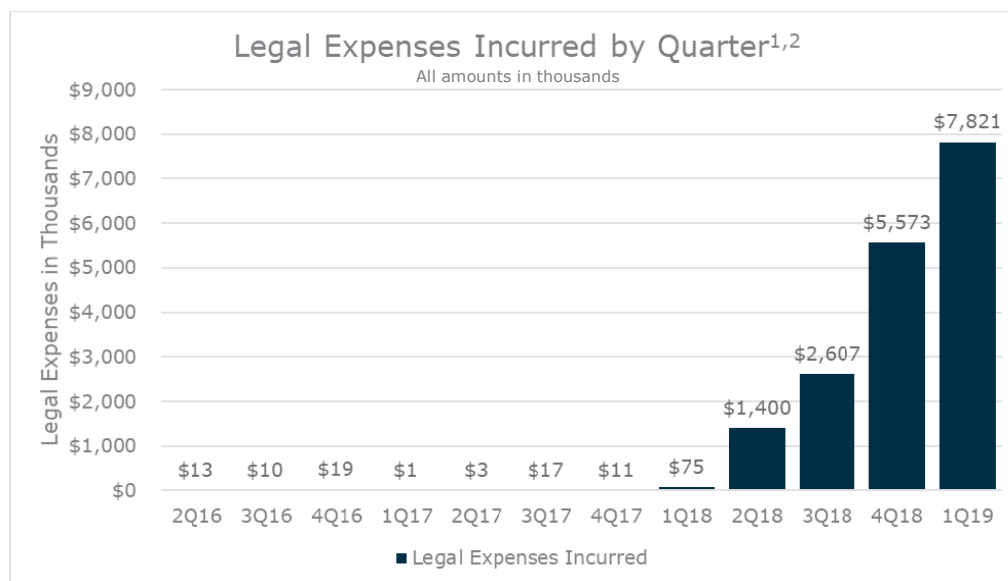
The following procedures were performed to achieve this objective:

1. Obtained a list of Purdue's directors & officers from Norton Rose Fulbright US LLP, Purdue's corporate counsel, that served in such capacities on or after January 1, 2008.
2. Obtained from Purdue's Legal Department the names of and invoices paid to law firms representing the Sackler Family members, pursuant to its Corporate Indemnity Policy.
3. Identified payments made to these law firms in Purdue's SAP accounting system and validated that the payments recorded in SAP were included in the report provided by Purdue's Legal Department.

¹ Purdue ceased payments on behalf of the Sackler Family members for legal services performed after February 28, 2019.

Legal Expense Analysis – Findings

1. During the period January 1, 2008 forward, Purdue had the Corporate Indemnity Policy in place whereby Purdue agreed to pay legal expenses for Purdue’s Directors, Officers and other Named Agents (as defined in the policy) when those expenses were related to actions taken in an official capacity.
 - Total legal expenses incurred by Purdue on behalf of the Sackler Family members pursuant to the Corporate Indemnity Policy on or after January 1, 2008 were \$17.6 million.



2. Beginning in 2018, plaintiffs in opioid-related litigation began to name Sackler Family members individually as defendants.
 - Purdue ceased payments on behalf of the Sackler Family members for legal services performed after February 28, 2019.

¹ No indemnity payments were identified prior to 2016, and Purdue’s Legal Department is not aware of any indemnification requests pursuant to this policy arising prior to January 1, 2016. We have relied on the Purdue Legal Department’s representation that these expenses related to legal services performed on behalf of the Sackler Family members, and that Purdue has paid pursuant to the Corporate Indemnity Policy.

² Amounts are shown in the quarterly period when services were rendered (not paid). 1Q19 includes only legal expenses incurred for services performed in January and February 2019.

Legal Expense Payments by Law Firm

3. The increase in legal expenses was driven by increased spending with lead law firms and the addition of other law firms.

- The source of the amounts below is Purdue’s TeamConnect system as provided by Purdue’s Legal Department.¹
- The amounts paid to the law firms listed below are shown in the quarter that the legal services were performed. All of these legal expenses have since been paid by Purdue on behalf of the Sackler Family members.

All amounts in thousands

Law Firm	2Q16	3Q16	4Q16	1Q17	2Q17	3Q17	4Q17	1Q18	2Q18	3Q18	4Q18	1Q19	Grand Total
Cameron & Mittleman LLP	\$ -	\$ -	\$ -	\$ -	\$ -	\$ -	\$ -	\$ -	\$ -	\$ -	\$ 14	\$ 33	\$ 47
Choate Hall & Stewart LLP	-	-	-	-	-	-	-	-	-	239	122	196	557
Cohen & Gresser LLP	-	-	-	-	-	-	-	-	-	-	-	118	118
Debevoise & Plimpton LLP	-	-	-	-	-	-	-	-	677	1,569	3,951	5,223	11,420
Fitch Law Partners LLP	-	-	-	-	-	-	-	-	-	-	-	18	18
Hawkins Parnell & Young	-	-	-	-	-	-	-	-	-	-	-	3	3
Joseph Hage Aaronson LLC	-	-	-	-	-	-	-	67	707	784	1,307	2,018	4,883
Kelley Jasons McGowan Spinelli Hanna & Reber LLP	-	-	-	-	-	-	-	-	-	-	-	32	32
Lum, Drasco & Positan LLC	-	-	-	-	-	-	-	-	15	11	1	1	28
Luther Strange & Associates LLC	-	-	-	-	-	-	-	-	-	-	115	133	248
McDermott Will & Emery	-	-	-	-	-	-	-	-	-	-	-	31	31
Mulinix Goerke & Meyer PPLC	-	-	-	-	-	-	-	-	-	-	9	13	22
Norton Rose Fulbright US LLP	-	-	-	-	-	-	-	-	-	-	54	-	54
Parson Behle & Latimer (for Richard Sackler)	13	10	19	1	3	17	11	8	1	4	-	2	89
Grand Total	\$ 13	\$ 10	\$ 19	\$ 1	\$ 3	\$ 17	\$ 11	\$ 75	\$ 1,400	\$ 2,607	\$ 5,573	\$ 7,821	\$ 17,550

- No indemnity payments were identified prior to 2016, and Purdue’s Legal Department is not aware of any indemnification requests pursuant to this policy arising prior to January 1, 2016.

¹ We have relied on the Purdue Legal Department’s representation that the law firms included herein are the firms that performed legal services on behalf of the Sackler Family members and that Purdue has paid pursuant to the Corporate Indemnity Policy.

AlixPartners

VII. Pension Benefits Paid to Sackler Family Members

Pension Benefit Analysis – Objectives and Procedures Performed

Objectives

1. To identify and quantify the amount of Pension Benefits paid to the Sackler Family members on or after January 1, 2008 from Purdue's Pension Plan, which was maintained separately from Purdue's assets; and
2. To assess whether Pension Benefits paid to the Sackler Family members appear in accordance with Purdue's Pension Plan policies.

Procedures Performed

We performed the following procedures to achieve these objectives. Refer to Exhibit H for more detailed procedures.

1. Reviewed and analyzed the Pension Benefit calculation worksheets prepared by Deloitte to identify and quantify the Pension Benefits paid to the Sackler Family members.
2. For those Sackler Family members who remain eligible for future Pension Benefits, identified and quantified the amount for which they are eligible based on information provided by Deloitte.
3. Reviewed Purdue's Pension Plan documents in order to determine if the Sackler Family members who received Pension Benefits under Purdue's Pension Plan were eligible to receive such benefits as defined in Purdue's Pension Plan documents.

Pension Benefit Analysis – Findings

1. Total Pension Benefits paid to the Sackler Family members pursuant to Purdue’s Pension Plan from January 1, 2008 through December 31, 2018 was \$3.0 million. These Pension Benefit payments were made out of the trust assets of Purdue’s Pension Plan, which were held separately from Purdue’s assets. As of September 30, 2019, no Pension Benefits were paid to the Sackler Family members after December 31, 2018.

Sackler Family Member	Pension Benefit Payment	Retirement Date
Richard S. Sackler	\$ 1,331,758	4/1/2010
Ilene Sackler Lefcourt	319,401	10/1/2011
Kathe A. Sackler	1,316,818	5/1/2013
Total	\$ 2,967,977	

- All three recipients of these Pension Benefits elected to receive lump sum payments within one month of their respective retirement date and in accordance with Purdue’s Pension Plan.
 - The Pension Benefit calculations include employee compensation (base salaries and bonuses) earned prior to 2008.
2. In addition, Jonathan D. Sackler is eligible for an early retirement Pension Benefit but has not elected to receive this benefit as of September 30, 2019. The lump sum present value of the early retirement Pension Benefit was estimated by Deloitte, Purdue’s Pension Benefit consultant, to be approximately \$1.1 million as of August 1, 2019. On April 1, 2020, he becomes eligible for full retirement benefits.
 3. Similarly, Mortimer D.A. Sackler becomes eligible for an early retirement Pension Benefit on June 1, 2026, and for a full retirement Pension Benefit on June 1, 2036. According to Deloitte, these dates are too far in the future to accurately estimate the current value of this Pension Benefit.

AlixPartners

**Travel and Expense Reimbursements to or
VIII. for the Benefit of the Sackler Family
Members**

T&E Analysis – Objectives and Procedures Performed

Objective

1. To identify and quantify T&E reimbursements paid by Purdue to or for the benefit of the Sackler Family members.¹

Procedures Performed

In order to achieve this objective, we performed the following procedures:

1. Requested T&E report data from Purdue for T&E reimbursements paid by Purdue on or after January 1, 2008. Purdue provided T&E reports starting in April 2011, which is when its current T&E reporting system Databasics went live. T&E report data from Purdue's prior T&E reporting system has been archived and is not available prior to April 2011.
2. Identified the Sackler Family members who submitted expense reports.
3. Reviewed individual line-item detail for Sackler Family member expense reports.
4. Reviewed receipts/supporting documentation submitted with T&E reports for approximately 73% of the total dollar amount of T&E reimbursements made to or for the benefit of the Sackler Family members through Databasics.
5. Extracted payments made directly to the Sackler Family members for T&E reimbursement from Purdue's SAP accounts payable ledger on or after January 1, 2008.
6. Reviewed T&E reimbursements paid through accounts payable and assigned an expense category to the T&E reimbursements based on the information available in Purdue's SAP accounting system.

¹ Sackler Family members were issued American Express Corporate Credit Cards in their own names, which Purdue paid directly to American Express upon submission of expense reports. Purdue also issued Procurement Cards to various employees; however, none were issued to Sackler Family members.

T&E Analysis – Findings

1. Purdue’s T&E reimbursements paid to or for the benefit of the Sackler Family members on or after January 1, 2008 are included in the table below. Refer to Exhibit I for more information regarding the detailed procedures performed related to T&E reimbursements:

Data Available Since	T&E System	Accounts Payable	Grand Total
	April 2011 through December 31, 2018	January 1, 2008 through March 31, 2019	January 1, 2008 through March 31, 2019
Theresa E. Sackler	\$ -	\$ 616,715	\$ 616,715
Richard S. Sackler	554,265	16,502	570,767
Mortimer D.A. Sackler	323,725	-	323,725
David A. Sackler	151,996	-	151,996
Mortimer D. Sackler ¹	-	95,434	95,434
Jonathan D. Sackler	61,484	-	61,484
Kathe A. Sackler	34,772	118	34,890
Ilene Sackler Lefcourt	21,326	1,884	23,210
Raymond R. Sackler	17,735	380	18,115
Samantha (Sackler) Hunt	-	10,749	10,749
Rebecca Sackler ²	1,934	55	1,989
Beverly Sackler	-	1,042	1,042
Grand Total	\$ 1,167,237	\$ 742,879	\$ 1,910,116

- Sources of T&E reimbursements include:
 - o Purdue’s T&E reports from Databasics, which are available starting in April 2011, and supporting documentation. As of September 30, 2019, no T&E reimbursements had been submitted by or paid to the Sackler Family members through Databasics after December 31, 2018.
 - o Purdue’s SAP accounts payable ledger (data available from 2008) and supporting documentation. As of September 30, 2019, no T&E reimbursements had been submitted by or paid to the Sackler Family members through Accounts Payable after March 31, 2019.
 - o PPLP was the only Purdue entity that paid T&E reimbursements to or on behalf of the Sackler Family members during this time period.
2. In August 2019, at Purdue’s request, PRA L.P. repaid Purdue for approximately \$634,000 of these T&E reimbursements for a variety of reasons, including the difficulty in confirming that these reimbursements were properly chargeable to Purdue, resulting in a net payment by Purdue of approximately \$1,276,116.

¹ Based on documentation in SAP, the total cost of the plane charter was approximately \$107,000, of which approximately \$12,000 was reimbursed to Theresa E. Sackler and the remaining approximately \$95,000 was reimbursed to Mortimer D. Sackler. These amounts were repaid to Purdue by PRA L.P. in August 2019.

² It appears that the same \$55 expense was included in Rebecca Sackler’s T&E system report and accounts payable reimbursements.

AlixPartners

IX. Fringe Benefits Provided to Sackler Family Members

Fringe Benefits Analysis – Objectives and Procedures Performed

Objective

1. To identify and quantify the expenses paid by Purdue for the following Fringe Benefits received by the Sackler Family members:
 - Cellular phones and service plans;
 - Fleet vehicles; and
 - Personal service employees.

Procedures Performed

In order to achieve this objective, we performed the following procedures:

1. Met with various Purdue, TXP and One Stamford Realty employees to discuss the Fringe Benefits;
2. Reviewed and analyzed documentation maintained by Purdue, TXP and One Stamford Realty related to the Fringe Benefits;
3. Reviewed and analyzed Purdue's SAP accounting system in order to quantify amounts billed to Sackler Family members and amounts reimbursed to Purdue by Sackler Family members; and
4. Selected a portion of the fleet vehicle and personal service employee reimbursements that the Sackler Family members made by wire transfer and traced those amounts to Purdue's available bank statements.

Fringe Benefits Analysis – Findings

1. Based on discussions with employees of TXP and One Stamford Realty, certain Sackler Family members received the following types of Fringe Benefits on or after January 1, 2008:
 - **Cellular phones** - Purdue provided cell phones to certain Sackler Family members and paid for monthly service charges. These costs were not contemporaneously reimbursed by the Sackler Family members.
 - **Fleet vehicles** - Purdue leased vehicles through an external service provider (Wheels, Inc.), which were used by certain Sackler Family members and fully reimbursed to Purdue in the ordinary course on a periodic basis.
 - **Personal service employees** - Three Sackler Family members had personal service employees on Purdue’s payroll and benefits plan. Purdue paid and provided benefits for these employees over the relevant pay periods and was fully reimbursed by the Sackler Family members, or trusts associated with Sackler Family members, in the ordinary course on a periodic basis.
2. Purdue was not contemporaneously reimbursed for the use of company issued cellular phones. However, in August 2019, PRA L.P. repaid Purdue, at Purdue’s request, the full amount (approximately \$477,351) of the costs associated with the Sackler Family members’ use of company-issued cellular phones on or after January 1, 2008.

	Not Contemporaneously Reimbursed	Reimbursed in the Ordinary Course On a Periodic Basis	Reimbursed in the Ordinary Course On a Periodic Basis	
	Cellular Phones	Fleet Vehicles ¹	Personal Service Employees	Total
Total Cost to Purdue	\$ 477,351	\$ 1,892,705	\$ 2,590,800	\$ 4,960,856
Contemporaneous Reimbursements / Credits Identified ¹	-	(1,892,705)	(2,590,800)	(4,483,505)
Net Total	\$ 477,351	\$ -	\$ -	\$ 477,351
Repaid by PRA L.P. in August 2019	(477,351)	-	-	(477,351)
Net Cost to Purdue	\$ -	\$ -	\$ -	\$ -

- No Fringe Benefits were provided by Purdue to the Sackler Family members after April 30, 2019.
- The benefit categories outlined above and amounts associated with each category were obtained from reports prepared by TXP and Purdue’s books and records.

¹ Reimbursements include credits related to approximately \$6,400 in Fleet invoice overcharges and \$4,600 in automobile maintenance costs. It is our understanding that Fleet Vehicle expenses were reimbursed by the Sackler Family members in the ordinary course. However, based on the information available in SAP and discussions with TXP, it is unclear if Purdue was reimbursed for \$4,600 in automobile maintenance costs.

AlixPartners

X. Exhibits

Index of Exhibits

Section	Page	
Exhibit A	Cash Distributions Analysis, Detailed Procedures Performed	54
Exhibit B	Detailed Reconciliation of Purdue Net Cash Distributions to Audited Financial Statements	60
Exhibit C	Combined Purdue and Rhodes Detailed Schedules of Cash Transfers	64
Exhibit D	Rhodes Detailed Schedules of Cash Distributions	72
Exhibit E	Purdue Cash Distributions Tracing Analysis	74
Exhibit F	Rhodes Cash Distributions Tracing Analysis	238
Exhibit G	Analysis of Distributions Referenced in the State Complaints Filed Against Purdue and/or the Sackler Family Members	303
Exhibit H	Pension Benefits Detailed Procedures Performed	309
Exhibit I	Travel and Expense Reimbursements Detailed Procedures Performed	311

AlixPartners

Exhibit A - Cash Distributions Analysis, Detailed Procedures Performed

Exhibit A - Cash Distributions Analysis, Detailed Procedures Performed

In order to achieve the objectives of the Purdue and Rhodes Cash Distribution Analysis,¹ we performed the following procedures:

1. Collected information and documents from Purdue, Rhodes and TXP:
 - Accessed and reviewed accounting, financial and other relevant information from Purdue, Rhodes and TXP for purposes of understanding the types of information available related to Cash Distributions identifying and quantifying the Cash Distributions made by Purdue and Rhodes from January 1, 2008 through December 31, 2018, to or for the benefit of the Affiliated Entities, including those Cash Distributions made as Capital Contributions by Purdue to Rhodes.
 - o Purdue's financial statements were audited by Ernst & Young LLP for the years ended December 31, 2002 through 2017. The audit opinion states that the audits were conducted in accordance with generally accepting auditing standards ("GAAS") and Purdue's financial statements were prepared in accordance with GAAP.
 - o For the year ended December 31, 2018, audit fieldwork has largely been completed, but the audited financial statements have not been finalized due to the pending court appointment of Ernst & Young LLP as Purdue's auditors.
 - Cash Distributions were not paid from January 1, 2019 through September 30, 2019.

¹ The analysis related to Non-Cash Distributions made on or after January 1, 2008 is included in the Intercompany and Non-Cash Transfers Report.

Exhibit A - Cash Distributions Analysis, Detailed Procedures Performed

2. Identified, quantified and reconciled Cash Distributions and loans made that are recorded in Purdue and Rhodes's SAP accounting system:
 - Identified relevant Purdue general ledger accounts and company codes that Cash Distributions were recorded in/under.
 - Identified and quantified Cash Distributions in total, and by payee, made by Purdue and Rhodes from January 1, 2008 through December 31, 2018, as recorded in its SAP accounting system and accounts payable ledger.
 - o Purdue Cash Distributions usually flowed up to and through one or more Affiliated Entities. The payor name recorded in Purdue's SAP accounts payable ledger usually was the payee of the last Affiliated Entity in a Cash Distribution's flow of funds structure whose books and records are maintained in the same SAP accounting system as Purdue and Rhodes;
 - o Payee names included Beacon Company, Rosebay Medical Company L.P., other Affiliated Entities (usually Ex-US Affiliated Entities) and various taxing authorities; and
 - o The books and records for Beacon Company, Rosebay Medical Company L.P. and Ex-US Affiliated Entities are not maintained in the same SAP accounting system as Purdue and Rhodes. Therefore, further disposition of Cash Distributions received by those entities cannot be validated based on the books and records maintained in the same SAP accounting system as Purdue and Rhodes.
3. Validated and reconciled Cash Distribution amounts reported in financial statements and external sources:
 - Reconciled Cash Distribution amounts made by Purdue from January 1, 2008 through December 31, 2017, as recorded in the SAP accounting system to the Cash Distribution amounts recorded in Purdue's audited financial statements for the years ended December 31, 2008 through 2017.¹
 - o This included summarizing the Combined Statements of Equity and Combined Statements of Cash Flows by year to capture Cash Distribution amounts as reported in the financial statements.

Exhibit A - Cash Distributions Analysis, Detailed Procedures Performed

4. Reviewed and validated the Purdue cash transfer amounts reported in the October 19, 2018 MDL Presentation and Purdue's Internal Distribution Analysis:
 - This included identifying and quantifying Cash Distributions that Purdue classified as US Partner Cash Distributions, Ex-US Cash Distributions, Investment in Associated Companies and Tax Distributions.
 - This included identifying and quantifying amounts Purdue reported as loans and reviewing Purdue's schedule of notes receivable activity.
5. Reconciled the Cash Distribution amounts reported in Purdue's and Rhodes's Internal Distribution Analyses to the Cash Distribution amounts recorded in audited financial statements for the years ended December 31, 2008 through 2017.¹
6. Validated the gross cash transfer amounts reported in Purdue's Internal Distribution Analysis by matching to the accounts payable vendor/payee name and distribution amount that is recorded in Purdue's accounts payable ledger.
7. Traced the accounts payable vendor/payee names and cash transfer amounts recorded in Purdue's SAP accounting system using available bank statements, generally from July 2014 forward.
8. Reviewed various State Complaints filed against Purdue and the Sackler Family members and reconciled the distribution amounts referenced therein to Purdue's Internal Distribution Analysis.

¹ For the year ended December 31, 2018, audit fieldwork has largely been completed, but the audited financial statements have not been finalized due to the pending court appointment of Ernst & Young LLP as Purdue's auditors. Purdue and Rhodes's combined audited financial statements were prepared for the years ended December 31, 2014 through 2015 with 2013 included as prior year information. The audited financial statements for Rhodes on a standalone basis were prepared for 2016.

Exhibit A - Cash Distributions Analysis, Detailed Procedures Performed

9. Traced the flow of funds for Purdue and Rhodes Cash Distributions and loans made by Purdue:
 - Selected each type of Cash Distribution classification (Non-Tax US Partner, Non-Tax Ex-US and Tax Distributions) included in Purdue's and Rhodes's Internal Distributions Analyses and the October 19, 2018 MDL Presentation across various years from January 1, 2008 through December 31, 2018, for testing in order to:¹
 - o Obtain the relevant documents maintained in Purdue and Rhode's SAP accounting system for each distribution, including SAP transaction detail, Written Consents and other documents from the general partners authorizing distributions, Treasury Department reports, wire instructions and tax calculations;
 - o Gain an understanding of how each distribution is recorded in Purdue's SAP accounting system;
 - o Document the flow of funds for each distribution from Purdue up to and through Affiliated Entities based upon general ledger detail, wire instructions, bank statements and documents with approvals for each distribution;
 - o Validate whether the payees/recipients of distributions that are recorded in Purdue's SAP accounting system match the payees/recipients referenced in the distribution authorization documents;
 - o Validate whether the payees/recipients of distributions that are recorded in Purdue's SAP accounting system match the payees/recipients referenced in the wire instructions and/or bank statements;
 - o Validate whether the name of the recipient of the distribution and distribution amount reported in Purdue's Internal Distribution Analysis matches the payee/recipient's name and amount recorded in Purdue's SAP accounting system; and
 - o Assess whether the documents maintained in Purdue and Rhodes's SAP accounting system provide support for how Purdue classified the distribution in Purdue's Internal Distribution Analysis as either US Partner Cash Distributions, Ex-US Cash Distributions or Tax Distributions.

¹ The classification of distributions presented in this Cash Transfers of Value Report is based upon Purdue's and Rhode's Internal Distribution Analyses and the October 19, 2018 MDL Presentation.

Exhibit A - Cash Distributions Analysis, Detailed Procedures Performed

10. Accessed and reviewed information and documents from Purdue, Rhodes and TXP employees:

- Held meetings and/or communicated with Purdue, Rhodes and TXP to gain an understanding of the accounting for and quantification of Cash Distributions made by Purdue and Rhodes from January 1, 2008 through December 31, 2018, including the types of documentation that are maintained by Purdue and Rhodes for distributions.
 - o A list of the Purdue, Rhodes and TXP employees we met with and/or communicated with about Cash Distributions is included in Appendix A.

AlixPartners

Exhibit B – Detailed Reconciliation of Purdue Net Cash Distributions to Audited Financial Statements

Exhibit B - Reconciliation of Purdue's Internal Distribution Analysis to Purdue's Audited Financial Statements¹

Description	2008	2009	2010	2011	2012	2013	2014	2015	2016	2017	2008 to 2017
US Partner Net Cash Distributions:											
Purdue's Internal Distribution Analysis (Purdue)	\$ 752,119,882	\$ 898,949,268	\$ 859,950,094	\$ 585,601,043	\$ 475,187,684	\$ 318,553,587	\$ 162,991,487	\$ 243,201,192	\$ 70,243,916	\$ 198,544	\$ 4,366,996,697
Distributions from other Purdue entities											
Norwell Land Company (non-wholly owned Purdue subsidiary)	-	-	-	542,902	542,902	4,975,142	542,902	542,902	542,902	10,332,132	18,021,784
Koltan Pharmaceuticals (non-Purdue subsidiary)	-	-	-	-	-	-	2,170,802	-	-	-	2,170,802
Ikuwa Holdings, Inc. (non-Purdue subsidiary)	-	-	-	-	-	-	-	-	-	260,049	260,049
Reinvestment in Purdue (contra distribution)	-	-	-	(32,049,000)	(35,846,302)	(20,235,500)	(35,486,411)	(7,412,907)	(23,170,000)	-	(154,200,120)
Accrued Distribution/Reversal	-	-	-	-	-	-	-	(107,000,000)	107,000,000	-	-
Accrued Distribution, Non-Cash	-	-	-	-	-	-	-	(282,925)	-	-	(282,925)
US Partner Net Cash Distributions per audited financial statements	\$ 752,119,882	\$ 898,949,268	\$ 859,950,094	\$ 554,094,945	\$ 439,884,284	\$ 303,293,229	\$ 130,218,780	\$ 129,331,187	\$ 154,333,893	\$ 10,790,725	\$ 4,232,966,287
Ex-US Distributions from Purdue's Internal Distribution Analysis	\$ -	\$ -	\$ 112,381,191	\$ 113,306,433	\$ 122,393,943	\$ 234,447,279	\$ 232,022,691	\$ 297,018,519	\$ 247,357,896	\$ -	\$ 1,358,927,952
Ex-US Distributions per audited financial statements	\$ -	\$ -	\$ -	\$ -	\$ -	\$ -	\$ -	\$ -	\$ -	\$ 246,739,484	\$ 246,739,484
US Partner Net Cash Distributions plus Ex-US Cash Distributions	\$ 752,119,882	\$ 898,949,268	\$ 972,331,285	\$ 667,401,378	\$ 562,278,227	\$ 537,740,508	\$ 362,241,471	\$ 426,349,706	\$ 401,691,789	\$ 257,530,209	\$ 5,838,633,723
Tax Distributions:											
Purdue's Internal Distribution Analysis (Purdue) (gross)	\$ 549,082,447	\$ 714,339,900	\$ 656,182,792	\$ 557,995,625	\$ 459,522,179	\$ 400,849,386	\$ 435,568,873	\$ 366,110,679	\$ 249,814,863	\$ 186,541,378	\$ 4,576,008,122
Tax Refunds Applied	(8,879,329)	(3,424,171)	(2,340,574)	(2,046,451)	-	-	-	-	(541,675)	-	(17,232,200)
Purdue Assoc LP - US Trust 12/26/96	10,000	10,000	10,000	10,000	10,000	15,000	10,850	10,850	10,850	10,850	108,400
Purdue Assoc LP - Trust B 11/5/74	10,000	10,000	10,000	10,000	10,000	15,000	10,850	10,850	10,850	10,850	108,400
Norwell - Varus	8,742	-	-	-	-	-	-	-	-	-	8,742
Norwell - Regio	41,144	14,529	8,404	-	-	-	-	-	917,000	684	981,761
Norwell JDS Trust	19,912	7,925	4,202	-	-	-	-	-	458,500	-	490,539
Norwell RSS Trust	19,913	7,923	4,202	-	-	-	-	-	458,500	-	490,538
Norwell Fixed Equity	711,374	711,373	711,373	168,471	168,471	168,471	168,471	169,155	168,471	-	3,145,630
Tax Distributions per audited financial statements	\$ 541,024,203	\$ 711,677,479	\$ 654,590,399	\$ 556,137,645	\$ 459,710,650	\$ 401,047,857	\$ 435,759,044	\$ 366,301,534	\$ 251,297,359	\$ 186,563,762	\$ 4,564,109,932
Partner/Ex-US Distributions per audited financial statements	\$ 752,119,882	\$ 898,949,268	\$ 972,331,285	\$ 667,401,378	\$ 562,278,227	\$ 537,740,508	\$ 362,241,471	\$ 426,349,706	\$ 401,691,789	\$ 257,530,209	\$ 5,838,633,723
Tax Distributions per audited financial statements	\$ 541,024,203	\$ 711,677,479	\$ 654,590,399	\$ 556,137,645	\$ 459,710,650	\$ 401,047,857	\$ 435,759,044	\$ 366,301,534	\$ 251,297,359	\$ 186,563,762	\$ 4,564,109,932
Recap:											
Net Cash Distributions (dollars in 000's)											
Net Partner	752,120	898,949	859,950	554,095	439,884	303,293	130,219	129,331	154,334	10,791	4,232,966
Ex-US	-	-	112,381	113,306	122,394	234,447	232,023	297,019	247,358	246,739	1,605,667
Tax	541,024	711,677	654,590	556,138	459,711	401,048	435,759	366,302	251,297	186,564	4,564,110
Total Net Cash Distribution	1,293,144	1,610,627	1,626,922	1,223,539	1,021,989	938,788	798,001	792,651	652,989	444,094	10,402,744
Net Cash Distributions From audited financial statements (dollars in 000's)											
Tax	-	-	-	-	-	-	-	366,302	251,297	186,563	-
Non-Tax	-	-	-	-	-	-	-	426,349	401,692	257,530	-
Total Net Cash Distributions per Audit	1,293,144	1,610,627	1,626,922	1,223,539	1,021,989	938,788	798,000	792,651	652,989	444,093	10,402,742
Difference	\$ -	\$ -	\$ -	\$ -	\$ -	\$ -	\$ 1	\$ -	\$ -	\$ 1	\$ 2
Purdue Distributions:											
US Partner Gross Cash Distribution	\$ 752,119,882	\$ 898,949,268	\$ 859,950,094	\$ 585,601,043	\$ 475,187,684	\$ 318,553,587	\$ 162,991,487	\$ 243,201,192	\$ 70,243,916	\$ 198,544	\$ 4,366,996,697
Ardley US Partner Net Cash Distribution Included in Total											
Accrued Distribution/Reversal	-	-	-	(32,049,000)	(35,846,302)	(20,235,500)	(35,486,411)	(7,412,907)	(23,170,000)	-	(154,200,120)
Reinvestment in Purdue (contra distribution)	-	-	-	-	-	-	-	-	-	-	-
US Partner Net Cash Distribution	\$ 752,119,882	\$ 898,949,268	\$ 859,950,094	\$ 553,552,043	\$ 439,341,382	\$ 298,318,087	\$ 127,505,076	\$ 128,788,285	\$ 154,073,916	\$ 198,544	\$ 4,212,796,577
Ex-US Cash Distributions	\$ -	\$ -	\$ 112,381,191	\$ 113,306,433	\$ 122,393,943	\$ 234,447,279	\$ 232,022,691	\$ 297,018,519	\$ 247,357,896	\$ -	\$ 1,358,927,952
Investment in Associated Companies	76,107,446	111,576,000	-	-	-	-	-	-	-	-	\$ 187,683,446
Gross Tax Distributions	549,082,447	714,339,900	656,182,792	557,995,625	459,522,179	400,849,386	435,568,873	366,110,679	249,814,863	186,541,378	4,576,008,122
Tax Refunds	(8,879,329)	(3,424,171)	(2,340,574)	(2,046,451)	-	-	-	-	(541,675)	-	(17,232,200)
Net Tax Distributions	540,203,118	710,915,729	653,842,218	555,949,174	459,522,179	400,849,386	435,568,873	366,110,679	249,273,188	186,541,378	4,558,775,922
Total Purdue Cash Distributions	\$ 1,368,430,446	\$ 1,721,440,997	\$ 1,626,173,503	\$ 1,222,807,650	\$ 1,021,257,504	\$ 933,614,752	\$ 795,096,640	\$ 791,917,483	\$ 650,705,000	\$ 186,739,922	\$ 10,318,183,897
Total Purdue Distributions											\$ 10,318,183,897
Less amounts shown as Investment in Associated Companies											(187,683,446)
Subtotal - equity distributions per books											\$ 10,130,500,451
Reconciling Items:											
Cash distributions by non-wholly owned/non-Purdue subsidiaries (a,b,c)											20,452,635
Tax distributions by non-wholly owned/non-Purdue subsidiaries (a,b,c)											5,334,010
Accrued distribution in 2016 not paid (e)											(282,925)
Loans treated as distributions (f)											246,739,484
Total reconciling items											\$ 272,243,204
Total equity distributions per audited financial statements											\$ 10,402,743,655

- Notes to this reconciliation are included on the following two pages.
- Variance in certain amounts due to rounding differences.

¹ The reconciliation above is based on Purdue's audited financial statements that do not include the combined financial results for Rhodes.

Exhibit B - Reconciliation of Purdue's Internal Distribution Analysis to Purdue's Audited Financial Statements

Notes to Reconciliation of Purdue's Internal Distribution Analysis to audited financial statements:

- a) PPLP was a Class B partner in Norwell Land Company, a non-wholly owned Purdue subsidiary ("Norwell"). PPLP had 73.928% participation in profits/distributions of Norwell and other Affiliated Entities had 26.072%.

Because the Cash Distributions shown in the October 19, 2018 MDL Presentation were intended to represent distributions of PPLP and its 100% owned subsidiaries, the \$10,318 million of Cash Distributions included in the October 19, 2018 MDL Presentation do not include \$23.1 million in distributions paid by Norwell to the Affiliated Entities, which held a 26.072% participation interest. This \$23.1 million in distributions were not made to PPLP and are not included in Purdue's Total Net Cash Distributions.

The audited financial statements of Purdue which combine Norwell's financial results include the \$23.1 million of distributions to Affiliated Entities, and therefore the \$23.1 million is listed as a reconciling difference between the October 19, 2018 MDL Presentation and the audited financial statements on the previous page. For the sake of clarification, this \$23.1 million distribution was transferred from Norwell (a non-wholly owned subsidiary of PPLP) to Affiliated Entities, and not to PPLP.

- b) Koltan Pharmaceutical shares, classified as marketable securities, were distributed by PPLP in 2014 and included as a cash distribution in the audited financial statements. The \$2.1 million distribution was shown in Purdue's Internal Distribution Analysis as a Non-Cash Distribution and is addressed in the Intercompany and Non-Cash Transfers Report.
- c) Ikuwa Holdings, Inc., a non-Purdue subsidiary, paid approximately \$260,000 of distributions in 2017. This distribution amount was not included in Purdue's Total Net Cash Distributions.

Exhibit B - Reconciliation of Purdue's Internal Distribution Analysis to Purdue's Audited Financial Statements

- d) Purdue's Internal Distribution Analysis reflects gross cash distributions which are offset by reinvestment in the cumulative amount of \$154.2 million and tax refunds in the cumulative amount of \$17.2 million to arrive at Net Cash Distributions.

- e) The October 19, 2018 MDL Presentation reported a \$107.0 million accrued distribution as of December 31, 2015. The Purdue Net Cash Distributions include the \$107.0 million as a 2016 item, the year it was actually paid. As a result there is a timing difference between the October 19, 2018 MDL Presentation which reported distributions on an accrual basis and Purdue Net Cash Distribution which are reported on a cash basis. There is no effect on the Total Net Cash Distributions for the period from January 1, 2008 through December 31, 2017.

- f) Ex-US Cash Distributions made to Affiliated Entities in 2017 totaling \$312.6 million represent cash transfers to PRA L.P. which PRA L.P. then transferred to Ex-US Affiliates. As required by GAAP, \$246.7 million of this amount was recorded as Cash Distributions in Purdue's audited financial statements for the year ended December 31, 2017. PRA L.P. subsequently issued promissory notes for these cash transfers to Purdue, and the full amounts of these loans (\$312.6 million) have since been repaid in full with interest.

- g) In 2008 and 2009, Purdue reported cash paid to Ex-US Affiliated Entities as an Investment in Associated Companies, which represented cash that flowed to a wholly owned entity of Purdue and then to an Ex-US Affiliated Entity. These amounts were recorded in audited financial statements as investing activities in the statements of cash flows.



Exhibit C – Combined Purdue and Rhodes Detailed Schedules of Cash Transfers

Based upon the reconciliation and testing work we performed on the distribution and loan information reported in the October 19, 2018 MDL Presentation, Purdue's Internal Distribution Analysis, Purdue's audited financial statements and Purdue's SAP accounting system, we have prepared detailed cash transfer schedules included in this Exhibit.

Source: Distribution and loan amounts reported in the Purdue Internal Distribution Analysis and identified in Purdue's SAP accounting system (accounts payable). Distribution and loan classifications (Tax and Non-Tax) used herein are based upon Purdue's Internal Distribution Analysis and the October 19, 2018 MDL Presentation.

Note: Distributions to Beacon Company are included in the payee names Beacon Co and Beacon Trust Company Limited.

Exhibit C – Purdue and Rhodes Detailed Schedules of Cash Transfers

The schedules presented on the following pages show cash transfers by payee and payor as recorded in Purdue and Rhodes’s SAP accounts payable ledger.

- As illustrated in the flow of funds analysis section of this Cash Transfers of Value Report, Cash Distributions ordinarily flowed up from Purdue and passed through to one or more intermediate Affiliated Entities before reaching the intended recipient of the distribution (according to the distribution authorization documents obtained from the SAP accounting system).
- The SAP payor entity that is listed represents the last entity making a distribution whose books and records are maintained in the same SAP accounting system as Purdue and Rhodes.¹ The intermediate transfers passed through the Affiliated Entities whose books and records are maintained in the same SAP accounting system as Purdue and Rhodes are usually recorded by general ledger entry and not through accounts payable.
- The SAP payee entity appears as the last entity that was paid by the payor entity whose books and records are maintained in the same SAP accounting system as Purdue and Rhodes. The SAP payee entities are listed in the schedules on the following pages, and the books and records of those payee entities are not maintained in the same SAP accounting system as Purdue and Rhodes.
- The classifications of Cash Distributions and loans as Tax and Non-Tax are based upon Purdue’s and Rhodes’s Internal Distribution Analyses and the October 19, 2018 MDL Presentation.

¹ Payor entities whose books and records are maintained in the same SAP accounting system as Purdue and Rhodes include Purdue Pharma LP (208), Coventry Technologies L.P. (230), New Suffolk Holdings LLP (232), Lucien Holdings S.ar.l (233), Avrio Health L.P. (307), PLP Assoc Holdings L.P. (401), RSJ Company L.P. (408), BR Holdings Assoc L.P. (413), PRA L.P. (416), Purdue BioPharma L.P. (420) and SVC Pharma L.P. (507).

Exhibit C – Purdue and Rhodes Detailed Schedules of Cash Transfers

Non-Tax Cash Transfers Identified in Accounts Payable¹ (dollars in thousands)

SAP Payee	2008	2009	2010	2011	2012	2013	2014	2015	2016	2017	Total
ROSEBAY MEDICAL COMPANY LP	\$ 375,000	\$ 439,567	\$ 431,098	\$ 299,851	\$ 233,450	\$ 159,464	\$ 88,675	\$ 154,287	\$ 37,643	\$ 1,483	\$ 2,220,518
BEACON CO	-	14,871	431,098	299,876	233,450	159,464	88,675	154,017	37,643	1,483	1,420,577
BEACON TRUST COMPANY LIMITED	250,629	424,696	-	-	-	-	-	-	-	-	675,325
LUCIEN HOLDINGS SARL / SUBSIDIARIES	76,107	111,576	-	1,104	1,042	890	29,286	31,348	11,359	42,157	304,869
IND SARL	-	-	20,843	38,622	42,079	51,082	23,988	6,441	-	-	183,055
FLIRA SARL	-	-	19,835	24,955	28,155	35,942	16,801	6,635	6,324	-	138,647
MUNDIPHARMA KK	-	-	32,869	1,058	-	8,379	5,492	21,860	36,008	26,703	132,369
MUNDIPHARMA SINGAPORE	-	-	-	-	-	-	-	11,700	12,305	104,047	128,052
REIGO TRUSTEE LIMITED	124,371	-	-	-	-	-	-	-	-	-	124,371
MUNDIBIOPHARMA LIMITED	-	-	-	-	-	-	-	39,674	36,290	37,576	113,540
SOFY SARL	-	-	18,377	29,174	19,149	8,555	8,760	6,016	4,034	-	94,065
MUNDIPHARMA KOREA LTD	-	-	-	-	-	9,700	30,000	17,000	19,625	-	76,325
MUNDIPHARMA DEUTSCHLAND GMBH & CO.K	-	-	-	6,670	12,950	29,650	-	24,924	-	-	74,194
ACCARDI SARL	-	-	-	-	-	-	-	5,393	55,609	10,375	71,377
BOETTI CORP	-	-	-	-	327	12,424	18,851	15,003	12,438	7,838	66,881
BOLDINI CORPORATION	-	-	-	-	-	12,751	18,851	15,003	12,438	7,838	66,881
BULLA SARL	-	-	7,458	7,697	9,249	11,031	9,821	1,908	-	-	47,164
CLOVIO CORP	-	-	-	-	-	8,808	8,850	5,800	4,205	3,975	31,638
HAYEZ CORP	-	-	-	-	902	6,590	5,870	6,400	6,000	-	25,762
MUNDIPHARMA PTE LIMITED	-	-	-	-	-	2,200	5,740	4,100	8,450	-	20,490
NITID SARL	-	-	3,061	1,288	1,066	7,875	4,180	1,597	1,363	-	20,430
HOKOL S A R L	-	-	-	-	2,345	-	9,393	-	-	-	13,459
MUNDIPHARMA HOLDING AG	-	-	-	-	-	13,000	-	-	-	-	13,000
MUNDIPHARMA PHARMACEUTICALS SDN BHD	-	-	-	-	-	3,460	3,350	3,270	2,700	-	12,780
MALTUS CORPORATION	-	-	-	-	-	700	3,581	2,950	3,450	1,625	12,306
MEXCUS CORPORATION	-	-	-	-	-	700	3,581	2,950	3,450	1,625	12,306
SONTI SARL	-	-	-	-	4,171	2,640	2,513	817	-	-	10,141
FILII SARL	-	-	818	3,329	473	523	805	-	327	-	6,275
IREY SARL	-	-	5,106	-	266	196	413	-	218	-	6,199
BANELA CORPORATION	-	-	-	-	6,000	-	-	-	-	-	6,000
RAYMOND R SACKLER TR 1B 12231989	-	-	-	-	3,000	-	-	-	-	-	3,000
RAYMOND R SACKLER TR 2B 12231989	-	-	-	-	3,000	-	-	-	-	-	3,000
MUNDIPHARMA PHARMACEUTICALS BV	-	-	-	-	-	1,600	-	-	-	-	1,600
NONTAG SARL	-	-	80	1,002	133	-	276	-	-	-	1,491
PORTHOS SARL	-	-	121	-	-	85	-	544	543	-	1,293
SONGOL SARL	-	-	141	215	87	65	-	-	-	-	508
CUMULATIVE ROUNDING	-	(1)	(1)	-	-	1	(1)	(1)	-	-	(3)
Total	\$ 826,107	\$ 990,709	\$ 970,904	\$ 714,841	\$ 601,294	\$ 549,496	\$ 387,751	\$ 537,728	\$ 314,330	\$ 246,725	\$ 6,139,885

- Annual distribution amounts to Lucien Holdings S.ar.l. and its subsidiaries were included in Purdue’s Internal Distribution Analysis and those distributions are recorded in the Purdue’s audited financial statements as Investment in Associated Companies for the years ended December 31, 2008 and 2009. The Cash Distribution amounts paid to Lucien Holdings S.ar.l. and its subsidiaries included in this schedule are based on the annual distribution amounts included in Purdue’s Internal Distribution Analysis and audited financial statements.
 - o Individual distribution amounts paid to Lucien Holdings S.ar.l. and its subsidiaries were not included in Purdue’s Internal Distribution Analysis.
 - o As a result of foreign currency adjustments and unavailability of individual transaction amounts included in Purdue’s Internal Distribution Analysis, each individual distribution amount paid to Lucien Holdings S.ar.l. and its subsidiaries could not be identified in Purdue’s SAP accounts payable system.
- Raymond R Sackler Trust 1B is the name on the bank account of the trust that owns Linarite Holdings LLC.
- Raymond R Sackler Trust 2B is the name on the bank account of the trust that owns Perthlite Holdings LLC.
- The amounts identified in accounts payable for 2017 include \$246.7 million of cash transfers related to promissory notes issued by PRA L.P. to Purdue, which PRA L.P. then transferred to Ex-US Affiliates. These loans have since been repaid in full with interest.

¹ Non-Tax cash transfers include Cash Distributions and loans that Purdue made to PRA L.P. in 2017.

Exhibit C – Purdue and Rhodes Detailed Schedules of Cash Transfers

Tax Distributions Identified in Accounts Payable¹ (dollars in thousands)

SAP Payee	2008	2009	2010	2011	2012	2013	2014	2015	2016	2017	Total
UNITED STATES TREASURY	\$ 520,497	\$ 309,504	\$ 289,943	\$ 239,175	\$ 206,138	\$ 164,113	\$ 196,157	\$ 204,573	\$ 111,642	\$ 49,600	\$ 2,291,342
ROSEBAY MEDICAL COMPANY LP	5,879	343,311	304,884	255,570	220,144	192,757	227,600	132,708	119,410	71,785	1,874,048
STATE OF NJ	13,260	13,042	12,724	16,889	11,745	8,050	8,200	6,705	4,050	2,000	96,665
BEACON CO	-	-	-	9,255	12,670	24,990	27,908	13,632	4,200	450	93,105
NORTH CAROLINA DEPT OF REVENUE	2,505	9,000	11,957	10,938	9,500	9,271	7,750	6,779	6,930	4,500	79,130
BEACON TRUST COMPANY LIMITED	-	19,927	27,561	4,302	-	-	-	-	-	-	51,790
CT COMMISSIONER OF REVENUE SERVICES	-	-	82	451	1	1,223	553	1,623	2,490	21,600	28,023
CONNECTICUT COMMISSIONER OF REVENUE	-	13,000	-	-	-	-	-	-	-	-	13,000
NEW YORK STATE INCOME TAX	4,980	5,039	2,478	-	-	-	-	-	-	-	12,497
TREASURER STATE OF OHIO	-	-	-	4,825	1,830	1,189	1,408	1,354	550	100	11,256
RHODE ISLAND DIVN OF TAXATION	2,964	-	-	350	1,075	1,025	3,792	1,086	606	40	10,938
CA FRANCHISE TAX BOARD	-	-	-	-	-	1,800	3,025	2,809	1,455	-	9,089
RI DIV OF TAXATION	4,035	1,663	1,987	420	-	-	-	-	-	-	8,105
GEORGIA DEPARTMENT OF REVENUE	555	634	1,536	900	500	80	475	505	425	75	5,685
MICHAEL COSTANZA CPA CLIENT	-	-	483	2,119	1,137	1,460	260	-	-	-	5,459
COMPROLLER OF MARYLAND	697	793	604	453	349	274	314	357	283	140	4,264
KENTUCKY STATE TREASURER	-	-	1,005	890	650	588	272	149	130	-	3,684
NYC DEPARTMENT OF FINANCE	-	-	1,934	1,150	275	-	75	43	8	-	3,485
ALABAMA DEPT OF REVENUE	592	438	216	-	400	350	325	350	330	100	3,101
MICHIGAN DEPARTMENT OF TREASURY	-	-	-	-	695	643	625	560	180	-	2,703
ILLINOIS DEPARTMENT OF REVENUE	-	-	463	307	-	-	-	868	700	-	2,338
NYS COMMISSIONER OF TAXATION & FIN	-	-	-	-	-	-	701	575	340	135	1,751
MINNESOTA REVENUE	270	275	137	-	-	-	135	379	185	-	1,381
ARIZONA DEPT OF REVENUE	278	318	158	-	-	-	126	148	80	-	1,108
COLORADO DEPARTMENT OF REVENUE	-	-	-	115	169	105	180	97	90	-	756
MAINE REVENUE SERVICES	127	232	39	20	16	15	11	11	10	8	489
OHIO DEPARTMENT OF TAXATION	-	-	-	-	-	-	-	-	-	380	380
OREGON DEPARTMENT OF REVENUE	-	-	-	-	30	238	5	22	7	10	312
DELAWARE DIVISION OF REVENUE	46	52	58	-	-	-	23	23	20	-	222
TREASURER STATE OF MAINE	2	-	117	-	-	-	-	-	-	-	119
COMMISSIONER OF REVENUE SERVICES	45	-	-	-	-	-	-	-	-	-	45
CUMULATIVE ROUNDING	-	1	(1)	(1)	(1)	-	(1)	(3)	-	-	(6)
Total	\$ 556,732	\$ 717,229	\$ 658,365	\$ 548,128	\$ 467,323	\$ 408,171	\$ 479,919	\$ 375,353	\$ 254,121	\$ 150,923	\$ 4,616,264

- Accounts payable activity for the payee Michael Costanza, CPA are payments to various state taxing authorities made on behalf of Beacon Company. Purdue wired funds to Michael Costanza, CPA which would be responsible for remitting the estimated quarterly payments to the appropriate state authorities. We are unable to determine whether payments made to Michael Costanza, CPA were in turn made to the appropriate taxing authorities.

¹ We are unable to determine from the books and records maintained by Purdue and Rhodes whether Rosebay Medical Company L.P. or Beacon Company used the distributions to make tax-related payments to the appropriate taxing authorities.

Exhibit C – Purdue and Rhodes Detailed Schedules of Cash Transfers

Entity-Level Cash Transfers (Non-Tax Cash Transfers¹ and Tax Distributions²) by Year (dollars in thousands);
Page 1 of 4

SAP Entity	2008	2009	2010	2011	2012	2013	2014	2015	2016	2017	Total
Purdue Pharma L.P. (208)											
UNITED STATES TREASURY	\$ 515,847	\$ -	\$ 2,814	\$ -	\$ -	\$ -	\$ -	\$ -	\$ -	\$ -	\$ 518,661
LUCIEN HOLDINGS SARL / SUBSIDIARIES	76,107	111,576	-	-	-	-	-	-	-	-	187,683
ROSEBAY MEDICAL COMPANY LP	-	7,952	16,633	14,690	12,670	10,820	9,850	9,588	6,922	22,050	111,175
STATE OF NJ	13,260	13,042	12,724	16,889	11,745	8,050	8,200	6,705	4,050	2,000	96,665
NORTH CAROLINA DEPT OF REVENUE	2,500	9,000	11,286	10,238	9,500	8,871	7,350	5,066	6,750	4,500	76,061
BEACON CO	-	-	-	9,255	12,670	9,650	9,300	7,975	4,200	450	53,500
BEACON TRUST COMPANY LIMITED	-	7,952	27,561	4,301	-	-	-	-	-	-	39,814
CT COMMISSIONER OF REVENUE SERVICES	-	-	82	450	-	1,220	550	1,613	2,485	21,600	28,000
TREASURER STATE OF OHIO	-	-	-	4,825	1,830	1,189	1,350	1,347	550	100	11,191
FLIRA SARL	-	-	9,615	-	-	-	-	-	-	-	9,615
IND SARL	-	-	8,774	-	-	-	-	-	-	-	8,774
CA FRANCHISE TAX BOARD	-	-	-	-	-	1,800	2,075	2,115	1,025	-	7,015
GEORGIA DEPARTMENT OF REVENUE	552	634	1,536	900	500	80	475	505	425	75	5,682
NEW YORK STATE INCOME TAX	4,970	325	-	-	-	-	-	-	-	-	5,295
BULLA SARL	-	-	3,906	-	-	-	-	-	-	-	3,906
NYC DEPARTMENT OF FINANCE	-	-	1,934	1,150	275	-	-	-	-	-	3,359
RHODE ISLAND DIVN OF TAXATION	2,964	-	-	-	-	-	65	96	25	40	3,190
COMPTROLLER OF MARYLAND	692	726	472	350	215	220	170	167	120	-	3,132
NITID SARL	-	-	2,981	-	-	-	-	-	-	-	2,981
RI DIV OF TAXATION	2,935	-	-	-	-	-	-	-	-	-	2,935
MICHIGAN DEPARTMENT OF TREASURY	-	-	-	-	695	643	625	560	180	-	2,703
ALABAMA DEPT OF REVENUE	-	-	-	-	400	350	325	350	330	100	1,855
SOFY SARL	-	-	1,683	-	-	-	-	-	-	-	1,683
ILLINOIS DEPARTMENT OF REVENUE	-	-	234	154	-	-	-	338	267	-	993
MAINE REVENUE SERVICES	127	232	39	20	16	15	11	11	10	8	489
OHIO DEPARTMENT OF TAXATION	-	-	-	194	-	-	-	-	-	380	380
MICHAEL COSTANZA CPA CLIENT	-	-	-	115	50	-	-	-	-	-	165
COLORADO DEPARTMENT OF REVENUE	-	-	-	121	-	-	-	-	-	-	121
PORTHOS SARL	-	-	117	-	-	-	-	-	-	-	117
TREASURER STATE OF MAINE	-	-	-	-	-	-	-	-	-	-	-
COMMISSIONER OF REVENUE SERVICES	45	-	-	-	-	-	-	-	-	-	45
KENTUCKY STATE TREASURER	-	-	-	-	-	-	2	-	-	-	2
Purdue Pharma L.P. (208) Total	\$ 619,999	\$ 151,439	\$ 102,512	\$ 63,531	\$ 50,566	\$ 42,908	\$ 40,348	\$ 37,436	\$ 27,339	\$ 51,303	\$ 1,187,381
Coventry Technologies L.P (230)											
ROSEBAY MEDICAL COMPANY LP	\$ 4,650	\$ 900	\$ 4,105	\$ 13,392	\$ 7,768	\$ 3,943	\$ 21,294	\$ 4,712	\$ 1,983	\$ -	\$ 62,747
UNITED STATES TREASURY	4,650	5,883	6,844	825	4,691	3,548	19,222	4,586	2,600	-	52,849
BEACON CO	-	-	-	12,500	3,000	340	1,843	71	-	-	17,754
RHODE ISLAND DIVN OF TAXATION	-	-	-	350	1,075	1,025	3,727	990	581	-	7,748
RI DIV OF TAXATION	1,100	1,663	1,987	420	-	-	-	-	-	-	5,170
NORTH CAROLINA DEPT OF REVENUE	-	-	525	700	-	400	400	713	180	-	2,918
MICHAEL COSTANZA CPA CLIENT	-	-	-	65	77	45	20	-	-	-	207
NYS COMMISSIONER OF TAXATION & FIN	-	-	-	-	-	-	136	-	20	-	156
NYC DEPARTMENT OF FINANCE	-	-	-	-	-	-	75	43	8	-	126
NEW YORK STATE INCOME TAX	-	-	135	-	-	-	-	-	-	-	135
TREASURER STATE OF OHIO	-	-	-	-	-	-	58	7	-	-	65
COMPTROLLER OF MARYLAND	-	-	3	3	-	-	18	-	3	-	27
KENTUCKY STATE TREASURER	-	-	-	-	-	8	14	2	-	-	24
CT COMMISSIONER OF REVENUE SERVICES	-	-	-	1	1	3	3	10	5	-	23
BEACON TRUST COMPANY LIMITED	-	-	-	1	-	-	-	-	-	-	1
Coventry Technologies L.P (230) Total	\$ 10,400	\$ 8,446	\$ 13,599	\$ 28,257	\$ 16,612	\$ 9,312	\$ 46,810	\$ 11,134	\$ 5,380	\$ -	\$ 149,950
Subtotal by Page	\$ 630,399	\$ 159,885	\$ 116,111	\$ 91,788	\$ 67,178	\$ 52,220	\$ 87,158	\$ 48,570	\$ 32,719	\$ 51,303	\$ 1,337,331

¹ Non-Tax cash transfers include Cash Distributions and loans that Purdue made to PRA L.P. in 2017.

² We are unable to determine from the books and records maintained by Purdue and Rhodes whether Rosebay Medical Company L.P. or Beacon Company used the distributions to make tax-related payments to the appropriate taxing authorities.

Exhibit C – Purdue and Rhodes Detailed Schedules of Cash Transfers

Entity-Level Cash Transfers (Non-Tax Cash Transfers¹ and Tax Distributions²) by Year (dollars in thousands);

Page 2 of 4

SAP Entity	2008	2009	2010	2011	2012	2013	2014	2015	2016	2017	Total
New Suffolk Holdings LLP (232)											
MUNDIPHARMA DEUTSCHLAND GMBH & CO KG	\$ -	\$ -	\$ -	\$ -	\$ 6,670	\$ 12,950	\$ 29,650	\$ -	\$ 24,974	\$ -	\$ 74,194
New Suffolk Holdings LP (232) Total	\$ -	\$ -	\$ -	\$ -	\$ 6,670	\$ 12,950	\$ 29,650	\$ -	\$ 24,974	\$ -	\$ 74,194
Lucien Holdings S.ar. L (233)											
IND SARL	\$ -	\$ -	\$ -	\$ -	\$ 4,463	\$ -	\$ -	\$ -	\$ -	\$ -	\$ 4,463
HAYEZ CORP	\$ -	\$ -	\$ -	\$ -	\$ 902	\$ -	\$ 2,000	\$ -	\$ -	\$ -	\$ 2,902
MALTUS CORPORATION	\$ -	\$ -	\$ -	\$ -	\$ -	\$ -	\$ 1,250	\$ -	\$ -	\$ -	\$ 1,250
CLOVIO CORP	\$ -	\$ -	\$ -	\$ -	\$ -	\$ -	\$ 1,200	\$ -	\$ -	\$ -	\$ 1,200
HOKOL S A R L	\$ -	\$ -	\$ -	\$ -	\$ 1,111	\$ -	\$ -	\$ -	\$ -	\$ -	\$ 1,111
BOETTI CORP	\$ -	\$ -	\$ -	\$ -	\$ -	\$ 750	\$ -	\$ -	\$ -	\$ -	\$ 750
BOLDINI CORPORATION	\$ -	\$ -	\$ -	\$ -	\$ -	\$ 750	\$ -	\$ -	\$ -	\$ -	\$ 750
Lucien Holdings S.ar. L (233) Total	\$ -	\$ -	\$ -	\$ -	\$ 6,476	\$ 1,500	\$ 4,450	\$ -	\$ -	\$ -	\$ 12,426
Purdue Pharma Inc. (301)											
BANFLA CORPORATION	\$ -	\$ -	\$ -	\$ -	\$ -	\$ 3,000	\$ -	\$ -	\$ -	\$ -	\$ 3,000
RAYMOND R SACKLER TR 1B 12231989	\$ -	\$ -	\$ -	\$ -	\$ -	\$ 1,500	\$ -	\$ -	\$ -	\$ -	\$ 1,500
RAYMOND R SACKLER TR 2B 12231989	\$ -	\$ -	\$ -	\$ -	\$ -	\$ 1,500	\$ -	\$ -	\$ -	\$ -	\$ 1,500
Purdue Pharma Inc. (301) Total	\$ -	\$ -	\$ -	\$ -	\$ -	\$ 6,000	\$ -	\$ -	\$ -	\$ -	\$ 6,000
Avrio Health L.P. (307)											
NEW YORK STATE INCOME TAX	\$ 10	\$ -	\$ -	\$ -	\$ -	\$ -	\$ -	\$ -	\$ -	\$ -	\$ 10
NORTH CAROLINA DEPT OF REVENUE	\$ 5	\$ -	\$ -	\$ -	\$ -	\$ -	\$ -	\$ -	\$ -	\$ -	\$ 5
COMPTROLLER OF MARYLAND	\$ 5	\$ -	\$ -	\$ -	\$ -	\$ -	\$ -	\$ -	\$ -	\$ -	\$ 5
GEORGIA DEPARTMENT OF REVENUE	\$ 3	\$ -	\$ -	\$ -	\$ -	\$ -	\$ -	\$ -	\$ -	\$ -	\$ 3
TREASURER STATE OF MAINE	\$ 2	\$ -	\$ -	\$ -	\$ -	\$ -	\$ -	\$ -	\$ -	\$ -	\$ 2
Avrio Health L.P. (307) Total	\$ 25	\$ -	\$ -	\$ -	\$ -	\$ -	\$ -	\$ -	\$ -	\$ -	\$ 25
PLP Assoc Holdings L.P. (401)											
ROSEBAY MEDICAL COMPANY LP	\$ 376,229	\$ 774,026	\$ 584,476	\$ 65,044	\$ -	\$ -	\$ -	\$ -	\$ -	\$ -	\$ 1,799,775
BEACON TRUST COMPANY LIMITED	\$ 250,629	\$ 436,671	\$ -	\$ -	\$ -	\$ -	\$ -	\$ -	\$ -	\$ -	\$ 687,300
UNITED STATES TREASURY	\$ -	\$ 303,620	\$ 280,285	\$ 64,100	\$ -	\$ -	\$ -	\$ -	\$ -	\$ -	\$ 648,005
BEACON CO	\$ -	\$ 14,871	\$ 300,330	\$ -	\$ -	\$ -	\$ -	\$ -	\$ -	\$ -	\$ 315,201
REIGO TRUSTEE LIMITED	\$ 124,371	\$ -	\$ -	\$ -	\$ -	\$ -	\$ -	\$ -	\$ -	\$ -	\$ 124,371
CONNECTICUT COMMISSIONER OF REVENUE	\$ -	\$ 13,000	\$ -	\$ -	\$ -	\$ -	\$ -	\$ -	\$ -	\$ -	\$ 13,000
NEW YORK STATE INCOME TAX	\$ -	\$ 4,714	\$ 2,343	\$ -	\$ -	\$ -	\$ -	\$ -	\$ -	\$ -	\$ 7,057
MICHAEL COSTANZA CPA CLIENT	\$ -	\$ -	\$ 483	\$ 790	\$ -	\$ -	\$ -	\$ -	\$ -	\$ -	\$ 1,273
ALABAMA DEPT OF REVENUE	\$ 592	\$ 438	\$ 216	\$ -	\$ -	\$ -	\$ -	\$ -	\$ -	\$ -	\$ 1,246
KENTUCKY STATE TREASURER	\$ -	\$ -	\$ 1,005	\$ -	\$ -	\$ -	\$ -	\$ -	\$ -	\$ -	\$ 1,005
ARIZONA DEPT OF REVENUE	\$ 278	\$ 318	\$ 158	\$ -	\$ -	\$ -	\$ -	\$ -	\$ -	\$ -	\$ 754
MINNESOTA REVENUE	\$ 270	\$ 275	\$ 137	\$ -	\$ -	\$ -	\$ -	\$ -	\$ -	\$ -	\$ 682
ILLINOIS DEPARTMENT OF REVENUE	\$ -	\$ -	\$ 228	\$ -	\$ -	\$ -	\$ -	\$ -	\$ -	\$ -	\$ 228
DELAWARE DIVISION OF REVENUE	\$ 46	\$ 52	\$ 58	\$ -	\$ -	\$ -	\$ -	\$ -	\$ -	\$ -	\$ 156
NORTH CAROLINA DEPT OF REVENUE	\$ -	\$ -	\$ 145	\$ -	\$ -	\$ -	\$ -	\$ -	\$ -	\$ -	\$ 146
COMPTROLLER OF MARYLAND	\$ -	\$ 67	\$ -	\$ -	\$ -	\$ -	\$ -	\$ -	\$ -	\$ -	\$ 67
PLP Assoc Holdings L.P. (401) Total	\$ 752,415	\$ 1,548,052	\$ 1,160,865	\$ 129,934	\$ -	\$ -	\$ -	\$ -	\$ -	\$ -	\$ 3,600,266
PLP Assoc Holdings Inc. (402)											
BANFLA CORPORATION	\$ -	\$ -	\$ -	\$ -	\$ 3,000	\$ -	\$ -	\$ -	\$ -	\$ -	\$ 3,000
RAYMOND R SACKLER TR 1B 12231989	\$ -	\$ -	\$ -	\$ -	\$ 1,500	\$ -	\$ -	\$ -	\$ -	\$ -	\$ 1,500
RAYMOND R SACKLER TR 2B 12231989	\$ -	\$ -	\$ -	\$ -	\$ 1,500	\$ -	\$ -	\$ -	\$ -	\$ -	\$ 1,500
PLP Assoc Holdings Inc. (402) Total	\$ -	\$ -	\$ -	\$ -	\$ 6,000	\$ -	\$ -	\$ -	\$ -	\$ -	\$ 6,000
RSJ Company L.P. (408)											
MUNDIPHARMA KK	\$ -	\$ -	\$ 32,869	\$ 1,058	\$ -	\$ 8,379	\$ 5,492	\$ 21,860	\$ 36,008	\$ 26,703	\$ 132,369
ROSEBAY MEDICAL COMPANY LP	\$ -	\$ -	\$ -	\$ -	\$ 447	\$ -	\$ -	\$ -	\$ -	\$ -	\$ 447
UNITED STATES TREASURY	\$ -	\$ -	\$ -	\$ -	\$ 447	\$ -	\$ -	\$ -	\$ -	\$ -	\$ 447
RSJ Company L.P. (408) Total	\$ -	\$ -	\$ 32,869	\$ 1,058	\$ 894	\$ 8,379	\$ 5,492	\$ 21,860	\$ 36,008	\$ 26,703	\$ 133,263
Subtotal by Page	\$ 752,440	\$ 1,548,052	\$ 1,202,734	\$ 137,662	\$ 32,320	\$ 39,529	\$ 9,942	\$ 46,784	\$ 36,008	\$ 26,703	\$ 3,832,174

- Raymond R Sackler Trust 1B is the name on the bank account of the trust that owns Linarite Holdings LLC.
- Raymond R Sackler Trust 2B is the name on the bank account of the trust that owns Perthlite Holdings LLC.

¹ Non-Tax cash transfers include Cash Distributions and loans that Purdue made to PRA L.P. in 2017.

² We are unable to determine from the books and records maintained by Purdue and Rhodes whether Rosebay Medical Company L.P. or Beacon Company used the distributions to make tax-related payments to the appropriate taxing authorities.

Exhibit C – Purdue and Rhodes Detailed Schedules of Cash Transfers

Entity-Level Cash Transfers (Non-Tax Cash Transfers¹ and Tax Distributions²) by Year (dollars in thousands);
Page 3 of 4

SAP Entity	2008	2009	2010	2011	2012	2013	2014	2015	2016	2017	Total
BR Holdings Assoc. LP (413)											
ROSEBAY MEDICAL COMPANY LP	\$ -	\$ -	\$ 130,768	\$ 462,296	\$ 432,709	\$ 337,373	\$ 285,131	\$ 272,695	\$ 148,147	\$ 51,218	\$ 2,120,337
BEACON CO	-	-	130,768	287,376	230,450	174,464	105,440	159,604	37,643	1,483	1,127,228
UNITED STATES TREASURY	-	-	-	174,250	201,000	160,565	176,935	199,986	109,042	49,600	1,071,378
MICHAEL COSTANZA CPA CLIENT	-	-	-	1,070	1,060	1,415	240	-	-	-	3,785
KENTUCKY STATE TREASURER	-	-	-	890	650	580	256	147	130	-	2,653
CA FRANCHISE TAX BOARD	-	-	-	-	-	-	950	694	430	-	2,074
NYS COMMISSIONER OF TAXATION & FIN	-	-	-	-	-	-	565	575	320	135	1,595
ILLINOIS DEPARTMENT OF REVENUE	-	-	-	153	-	-	-	530	432	-	1,115
MINNESOTA REVENUE	-	-	-	-	-	-	135	379	185	-	699
COLORADO DEPARTMENT OF REVENUE	-	-	-	-	119	105	180	97	90	-	591
ARIZONA DEPT OF REVENUE	-	-	-	-	-	-	126	148	80	-	354
OREGON DEPARTMENT OF REVENUE	-	-	-	-	30	238	5	22	7	10	312
DELAWARE DIVISION OF REVENUE	-	-	-	-	-	-	23	23	20	-	66
BR Holdings Assoc. LP (413) Total	\$ -	\$ -	\$ 261,536	\$ 926,035	\$ 866,018	\$ 674,740	\$ 569,986	\$ 634,900	\$ 296,526	\$ 102,446	\$ 4,332,187
Pharmaceutical Research A (416)											
IND SARL	\$ -	\$ -	\$ 12,069	\$ 38,622	\$ 37,616	\$ 51,082	\$ 23,988	\$ 6,441	\$ -	\$ -	\$ 169,818
FLIRA SARL	-	-	10,220	24,955	28,155	35,942	16,801	6,635	6,324	-	129,032
MUNDIPHARMA SINGAPORE	-	-	-	-	-	-	-	11,700	12,305	104,047	128,052
LUCIEN HOLDINGS SARL	-	-	-	1,104	1,042	890	29,286	31,348	11,359	42,157	117,186
SOFY SARL	-	-	16,694	29,174	19,149	8,555	8,760	6,016	4,034	-	92,382
MUNDIPHARMA KOREA LTD	-	-	-	-	-	9,700	30,000	17,000	19,625	-	76,325
ACCARDI SARL	-	-	-	-	-	-	-	5,393	55,609	10,375	71,377
BOETTI CORP	-	-	-	-	327	11,674	18,851	15,003	12,438	7,838	66,131
BOLDINI CORPORATION	-	-	-	-	-	12,001	18,851	15,003	12,438	7,838	66,131
BULLA SARL	-	-	3,551	7,697	9,249	11,031	9,821	-	1,908	-	43,257
CLOVIO CORP	-	-	-	-	-	8,808	7,650	5,800	4,205	3,975	30,438
HAYEZ CORP	-	-	-	-	-	6,590	3,870	6,400	6,000	-	22,860
MUNDIPHARMA PTE LIMITED	-	-	-	-	-	2,200	5,740	4,100	8,450	-	20,490
NITID SARL	-	-	80	1,288	1,066	7,875	4,180	1,597	1,363	-	17,449
MUNDIPHARMA HOLDING AG	-	-	-	-	-	13,000	-	-	-	-	13,000
MUNDIPHARMA PHARMACEUTICALS SDN BHD	-	-	-	-	-	3,460	3,350	3,270	2,700	-	12,780
HOKOL S A R L	-	-	-	-	-	1,235	1,721	9,393	-	-	12,349
MEXCUS CORPORATION	-	-	-	-	-	700	3,581	2,950	3,450	1,625	12,306
MALTUS CORPORATION	-	-	-	-	-	700	2,331	2,950	3,450	1,625	11,056
SONTI SARL	-	-	-	-	-	4,171	2,640	2,513	817	-	10,141
FILTI SARL	-	-	818	3,329	473	523	805	-	327	-	6,275
IREY SARL	-	-	5,106	-	266	196	413	-	218	-	6,199
MUNDIPHARMA PHARMACEUTICALS BV	-	-	-	-	-	1,600	-	-	-	-	1,600
NONTAG SARL	-	-	80	1,002	133	-	276	-	-	-	1,491
PORRHOS SARL	-	-	-	-	-	85	-	544	543	-	1,172
SONGOL SARL	-	-	141	215	87	65	-	-	-	-	508
ROSEBAY MEDICAL COMPANY LP	-	-	-	-	-	85	-	-	-	-	85
Pharmaceutical Research A (416) Total	\$ -	\$ -	\$ 48,759	\$ 107,386	\$ 102,969	\$ 191,123	\$ 200,460	\$ 142,967	\$ 166,746	\$ 179,480	\$ 1,139,890
Subtotal by Page	\$ -	\$ -	\$ 310,295	\$ 1,033,421	\$ 968,987	\$ 865,863	\$ 770,446	\$ 777,867	\$ 463,272	\$ 281,926	\$ 5,472,077

¹ Non-Tax cash transfers include Cash Distributions and loans that Purdue made to PRA L.P. in 2017.

² We are unable to determine from the books and records maintained by Purdue and Rhodes whether Rosebay Medical Company L.P. or Beacon Company used the distributions to make tax-related payments to the appropriate taxing authorities.

Exhibit C – Purdue and Rhodes Detailed Schedules of Cash Transfers

Entity-Level Cash Transfers (Non-Tax Cash Transfers¹ and Tax Distributions²) by Year (dollars in thousands); Page 4 of 4

SAP Entity	2008	2009	2010	2011	2012	2013	2014	2015	2016	2017	Total
Purdue BioPharma L.P. (420)											
MUNDIBIOPHARMA LIMITED	\$ -	\$ -	\$ -	\$ -	\$ -	\$ -	\$ -	\$ 39,674	\$ 36,290	\$ 37,576	\$ 113,540
Purdue BioPharma L.P. (420) Total	\$ -	\$ -	\$ -	\$ -	\$ -	\$ -	\$ -	\$ 39,674	\$ 36,290	\$ 37,576	\$ 113,540
SVC Pharma L.P. (507)											
COMPTROLLER OF MARYLAND	\$ -	\$ -	\$ 129	\$ 100	\$ 134	\$ 54	\$ 126	\$ 190	\$ 160	\$ 140	\$ 1,033
SVC Pharma L.P. (507) Total	\$ -	\$ -	\$ 129	\$ 100	\$ 134	\$ 54	\$ 126	\$ 190	\$ 160	\$ 140	\$ 1,033
Subtotal by Page	\$ -	\$ -	\$ 129	\$ 100	\$ 134	\$ 54	\$ 126	\$ 39,864	\$ 36,450	\$ 37,716	\$ 114,573
CUMULATIVE ROUNDING	0	1	0	-2	-2	1	-2	-4	2	0	-6
Total Distributions Identified (all entities)	\$ 1,382,839	\$ 1,707,938	\$ 1,629,269	\$ 1,262,969	\$ 1,068,617	\$ 957,667	\$ 867,670	\$ 913,081	\$ 568,451	\$ 397,648	\$ 10,756,149

- In situations where a single distribution listed in Purdue’s Internal Distribution Analysis contains multiple accounts payable payments to different payees, and a foreign exchange (“F/X”) adjustment, then the F/X adjustment was prorated based on each payee’s individual payment amount as a percentage of the total distribution. The adjustment was added to the total distributions paid to the payee.
- For the schedules above, rounding errors are corrected at the total level and not at the individual payor subtotal level. Therefore, while the total distributions identified agrees with the summary schedules, there may be differences due to rounding when adding amounts to the individual payees and comparing those amounts to the summary schedules.
- Annual distribution amounts to Lucien Holdings S.ar.l. and its subsidiaries were included in Purdue’s Internal Distribution Analysis and those distributions are recorded in the Purdue’s audited financial statements as Investment in Associated Companies for the years ended December 31, 2008 and 2009. The Cash Distribution amounts paid to Lucien Holdings S.ar.l. and its subsidiaries included in this schedule are based on the annual distribution amounts included in Purdue’s Internal Distribution Analysis and audited financial statements.
 - o Individual distribution amounts paid to Lucien Holdings S.ar.l. and its subsidiaries were not included in Purdue’s Internal Distribution Analysis.
 - o As a result of foreign currency adjustments and unavailability of individual transaction amounts included in Purdue’s Internal Distribution Analysis, each individual distribution amount paid to Lucien Holdings S.ar.l. and its subsidiaries could not be identified in Purdue’s SAP accounts payable system.
- The amounts identified in accounts payable for 2017 include \$246.7 million of cash transfers related to promissory notes issued by PRA L.P. to Purdue, which PRA L.P. then transferred to Ex-US Affiliates. These loans have since been repaid in full with interest.

¹ Non-Tax cash transfers include Cash Distributions and loans that Purdue made to PRA L.P. in 2017.

² We are unable to determine from the books and records maintained by Purdue and Rhodes whether Rosebay Medical Company L.P. or Beacon Company used the distributions to make tax-related payments to the appropriate taxing authorities.

AlixPartners

Exhibit D – Rhodes Detailed Schedules of Cash Distributions

Exhibit D - Rhodes Detailed Schedules of Cash Distributions

Non-Tax Cash Distributions Identified in Accounts Payable¹ (dollars in '000s)

SAP Payee	2008	2009	2010	2011	2012	2013	2014	2015	2016	2017	Total
BEACON CO	\$ -	\$ -	\$ -	\$ 12,500	\$ 3,000	\$ -	\$ -	\$ -	\$ -	\$ -	\$ 15,500
ROSEBAY MEDICAL COMPANY LP	-	-	-	12,500	3,000	-	-	-	-	-	15,500
Total	\$ -	\$ -	\$ -	\$ 25,000	\$ 6,000	\$ -	\$ -	\$ -	\$ -	\$ -	\$ 31,000

Tax Distributions Identified in Accounts Payable¹ (dollars in '000s)

SAP Payee	2008	2009	2010	2011	2012	2013	2014	2015	2016	2017	Total
UNITED STATES TREASURY	\$ 4,650	\$ 5,883	\$ 6,844	\$ 825	\$ 4,691	\$ 3,548	\$ 19,222	\$ 4,586	\$ 2,600	\$ -	\$ 52,849
ROSEBAY MEDICAL COMPANY LP	4,650	900	4,105	892	4,768	3,943	21,294	4,712	1,983	-	47,247
RHODE ISLAND DIVN OF TAXATION	-	-	-	350	1,075	1,025	3,727	990	581	-	7,748
RI DIV OF TAXATION	1,100	1,663	1,987	420	-	-	-	-	-	-	5,170
NORTH CAROLINA DEPT OF REVENUE	-	-	754	700	-	400	400	713	180	-	3,147
BEACON CO	-	-	-	-	-	340	1,843	71	-	-	2,254
COMPTROLLER OF MARYLAND	-	-	132	103	134	54	149	190	163	140	1,065
MICHAEL COSTANZA CPA CLIENT	-	-	-	65	77	45	20	-	-	-	207
NYS COMMISSIONER OF TAXATION & FIN	-	-	-	-	-	-	136	-	20	-	156
NEW YORK STATE INCOME TAX	-	-	135	-	-	-	-	-	-	-	135
NYC DEPARTMENT OF FINANCE	-	-	-	-	-	-	75	43	8	-	126
TREASURER STATE OF OHIO	-	-	-	-	-	-	58	7	-	-	65
KENTUCKY STATE TREASURER	-	-	-	-	-	8	16	2	-	-	26
CT COMMISSIONER OF REVENUE SERVICE	-	-	-	1	1	3	3	10	5	-	23
BEACON TRUST COMPANY LIMITED	-	-	-	1	-	-	-	-	-	-	1
CUMULATIVE ROUNDING	-	-	-	(1)	(1)	-	(1)	(1)	-	-	(4)
Total	\$ 10,400	\$ 8,446	\$ 13,957	\$ 3,356	\$ 10,745	\$ 9,366	\$ 46,942	\$ 11,323	\$ 5,540	\$ 140	\$ 120,215

Rhodes Total Distributions	\$ 10,400	\$ 8,446	\$ 13,957	\$ 28,356	\$ 16,745	\$ 9,366	\$ 46,942	\$ 11,323	\$ 5,540	\$ 140	\$ 151,215
-----------------------------------	------------------	-----------------	------------------	------------------	------------------	-----------------	------------------	------------------	-----------------	---------------	-------------------

- Accounts payable activity for the payee Michael Costanza, CPA are payments to various state taxing authorities made on behalf of Beacon Company. Purdue wired funds to Michael Costanza, CPA which would be responsible for remitting the estimated quarterly payments to the appropriate state authorities. We are unable to determine whether payments made to Michael Costanza, CPA were in turn made to the appropriate taxing authorities.

¹ The classification of Tax and Non-Tax Distributions is based on Purdue's and Rhode's Internal Distribution Analysis and the October 19, 2018 MDL Presentation. We are unable to determine from the books and records maintained by Purdue and Rhodes whether Rosebay Medical Company L.P. or Beacon Company used the distributions to make tax-related payments to the appropriate taxing authorities.

AlixPartners

Exhibit E – Purdue Cash Distributions Tracing Analysis

Purdue Cash Distributions Tracing Analysis - Objective and Procedures Performed

Objective

1. Trace Purdue Cash Distributions and loans Purdue made to PRA L.P. identified in Purdue's SAP accounts payable ledger to available third-party bank statements in order to validate if the distributions amounts, posting/transaction dates, payee/beneficiary names and payor entities were consistent and/or similar in both sources of information.

Procedures Performed

1. Determined time period and entities to review based on Purdue's Internal Distribution Analysis and our reconciliation work. Bank statements were available for July 2014 onwards unless specifically requested from storage by TXP.
2. Reviewed bank statements to determine account holder entity name and time period represented.
3. Each Purdue Cash Distribution and loan made to PRA L.P. identified in Purdue's SAP accounts payable ledger was compared to the available bank statements to find a match by payor, payee name, posting/transaction date and amount.
4. Certain transactions were assumed to be matches even if certain criteria were not an exact match. For example, if a distribution amount matched, but the payee name was not included in the bank statement and the posting date was within 60 days (before or after) of the transaction date included on the bank statement, then the distribution was generally considered to be a match.
 - If any of the criteria were not a match, the discrepancy was noted.
 - For payee name mismatches, the most common reason was that the bank statement did not include a payee name.
 - Certain F/X transactions to multiple payees were grouped together into a single transaction on the bank statement. It is unclear from the bank statements who the actual payment recipients were but have been considered matches. We noted variations in the dollar amounts for F/X transactions on the bank statements but assumed that those transactions were matches.

Purdue Cash Distributions Tracing Analysis – Sources Relied Upon

The following types of sources of information were accessed and reviewed from Purdue and TXP:

1. Cash Distributions and loans made to PRA L.P. identified in Purdue’s SAP accounts payable ledger;
2. Bank statements for Purdue and Affiliated Entities from the below periods highlighted in green; and
3. Bank account check clearing reconciliations.

Purdue Pharma, L.P. (Company #208)												
Year	Bank Statement Periods Received											
	Q1			Q2			Q3			Q4		
	J	F	M	A	M	J	J	A	S	O	N	D
2011												
2012												
2013												
2014												
2015												
2016												
2017												
2018												

New Suffolk Holding, L.P. (Company #232)												
Year	Bank Statement Periods Received											
	Q1			Q2			Q3			Q4		
	J	F	M	A	M	J	J	A	S	O	N	D
2011												
2012												
2013												
2014												
2015												
2016												
2017												
2018												

Norwell Land Co. (Company #302)												
Year	Bank Statement Periods Received											
	Q1			Q2			Q3			Q4		
	J	F	M	A	M	J	J	A	S	O	N	D
2011												
2012												
2013												
2014												
2015												
2016												
2017												
2018												

PLP Holdings Associates L.P. (Company #401)												
Year	Bank Statement Periods Received											
	Q1			Q2			Q3			Q4		
	J	F	M	A	M	J	J	A	S	O	N	D
2011												
2012												
2013												
2014												
2015												
2016												
2017												
2018												

RSJ Company, L.P. (Company #408)												
Year	Bank Statement Periods Received											
	Q1			Q2			Q3			Q4		
	J	F	M	A	M	J	J	A	S	O	N	D
2011												
2012												
2013												
2014												
2015												
2016												
2017												
2018												

BR Holdings Associates, L.P. (Company #413)												
Year	Bank Statement Periods Received											
	Q1			Q2			Q3			Q4		
	J	F	M	A	M	J	J	A	S	O	N	D
2011												
2012												
2013												
2014												
2015												
2016												
2017												
2018												

Purdue Holdings, L.P. (Company #416)												
Year	Bank Statement Periods Received											
	Q1			Q2			Q3			Q4		
	J	F	M	A	M	J	J	A	S	O	N	D
2011												
2012												
2013												
2014												
2015												
2016												
2017												
2018												

Purdue BioPharma, L.P. (Company #420)												
Year	Bank Statement Periods Received											
	Q1			Q2			Q3			Q4		
	J	F	M	A	M	J	J	A	S	O	N	D
2011												
2012												
2013												
2014												
2015												
2016												
2017												
2018												

Purdue Cash Distributions Tracing Analysis - Observations and Findings

Based upon on the tracing work performed on the Purdue Cash Distributions and loans Purdue made to PRA L.P. recorded in the SAP accounts payable ledger to the available third-party bank statements, we have the following observations:

1. The available third-party bank statements included 666 transactions totaling \$3.63 billion, of which matches between the two sources of information (SAP accounts payable ledger and Bank Statements) were identified for 666 transactions (100% of total) totaling \$3.63 billion (100% of total).

Company Name (Company #)	Transactions in SAP Accounts Payable Ledger within Bank Statement Periods		Transactions in SAP Accounts Payable Ledger Matched to Bank Statements	
	# Trx	\$ Amount	# Trx	\$ Amount
BR Holdings Associates, L.P. (Company #413)	283	\$ 2,385,587,755	283	\$ 2,385,587,755
Purdue Pharma, L.P. (Company #208)	108	\$ 161,482,742	108	\$ 161,482,742
Purdue Holdings, L.P. (Company #416)	249	\$ 842,234,885	249	\$ 842,273,255
RSJ Company, L.P. (Company #408)	19	\$ 100,069,310	19	\$ 100,069,310
Purdue BioPharma, L.P. (Company #420)	6	\$ 113,607,063	6	\$ 113,540,042
New Suffolk Holding, L.P. (Company #232)	1	\$ 24,924,360	1	\$ 24,924,360
PLP Holdings Associates L.P. (Company #401)	-	\$ -	-	\$ -
BR Holdings Associates, Inc. (Company #414)	-	\$ -	-	\$ -
	666	\$ 3,627,906,115	666	\$ 3,627,877,464
<i>As % of Transactions within Bank Statement periods</i>	100%	100%	100%	100%

Note: \$ Amount differences above are due to variations in F/X transaction amounts recorded in the accounts payable ledger and bank statements. For purposes of the Purdue Cash Distributions tracing analysis, we have assumed that these Cash Distributions are matched transactions.

- The payor entity/company name listed above represents the last entity (not always Purdue) making a distribution whose books and records are maintained in the same SAP accounting system as Purdue. The intermediate transfers passed through the Affiliated Entities whose books and records are maintained in the same SAP accounting system as Purdue are usually recorded by general ledger entry and not through accounts payable.

¹ SAP accounts payable ledger posting date considered a match if within +/- 60 days of bank statement transaction date.

Purdue Cash Distributions Tracing Analysis - Observations and Findings

2. For BR Holdings Associates L.P. (Entity #413):

Periods for which statements are available:	Apr. 2011 – Jun. 2011 & Jun. 2013 – Dec. 2018
Number of transactions in SAP account payable ledger within available bank statement periods:	283 – \$2.39b
Number of transactions matched to bank statements (and as % of total for available statement periods):	283 (100%) – \$2.39b (100%)
Number of exact matches (payee, amount and date):	76 – \$454.34m
Number of payee and amount matches with close posting date match:¹	112 – \$1.85b
Number of amount matches with close posting date match¹ (no payee name listed in bank statement):	95 – \$82.27m <ul style="list-style-type: none"> • 70 checks totaling \$5.82m, all appear to be tax payments • 17 payments to Rosebay Medical Company LP totaling \$59.35m • 8 payments to Beacon Co. totaling \$17.1m

¹ SAP accounts payable ledger posting date considered a match if within +/- 60 days of bank statement transaction date.

Purdue Cash Distributions Tracing Analysis - Observations and Findings

3. For Purdue Pharma, L.P. (Entity #208):

Periods for which statements are available:	Aug. 2014 – Dec. 2018
Number of transactions in SAP account payable ledger within available bank statement periods:	108 – \$161.48m
Number of transactions matched to bank statements (<i>and as % of total for available statement periods</i>):	108 (100%) – \$161.48m (100%)
Number of exact matches (payee, amount and date):	20 – \$51.31m
Number of payee and amount matches with close posting date match:¹	39 – \$79.81m
Number of amount matches with close posting date match¹ (no payee name listed in bank statement):	49 – \$30.36m
	<ul style="list-style-type: none"> • 2 payments to North Carolina Dept of Revenue totaling \$12.82m • 4 payments to Rosebay Medical Company LP totaling \$5.76m • 3 payments to Beacon Co totaling \$4.15m • 10 payments to Treasurer State of Ohio totaling \$2.82m • 3 payments to State of NJ totaling \$2.23m • 6 payments to Michigan Department of Treasury totaling \$1.17m • 2 payments to Illinois Department of Revenue totaling \$605k • 9 payments to Comptroller of Maryland totaling \$397k • 3 payments to Ohio Department of Taxation totaling \$380k • 7 payments to Maine Revenue Services totaling \$34k

¹ SAP accounts payable ledger posting date considered a match if within +/- 60 days of bank statement transaction date.

Purdue Cash Distributions Tracing Analysis - Observations and Findings

4. For Purdue Holdings L.P. (Entity #416):

Periods for which statements are available:	Apr. 2011 – Jun. 2011 & Jun. 2013 – Dec. 2018
Number of transactions in SAP account payable ledger within available bank statement periods:	249 – \$842.23m
Number of transactions matched to bank statements (<i>and as % of total for available statement periods</i>):	249 (100%) – \$842.27m (100% – difference due to variations in F/X transaction amounts as explained below)
Number of exact matches (payee, amount and date):	18 – \$144.35m
Number of F/X transactions with close amount and posting date matches¹ (no payee name listed in bank statement) – slight amount differences are likely due to F/X rate changes and/or fees:	10 – \$47.29m <ul style="list-style-type: none"> • All are F/X transactions (USD to EUR) • 6 payments to Lucien Holdings S.ar.l. totaling \$34.34m in SAP vs. \$34.28m in bank statements • 3 payments to Accardi S.ar.l. totaling \$9.69m in SAP vs. \$9.78m in bank statements • 1 payment to Flira S.ar.l. totaling \$3.227m in SAP vs. \$3.228m in bank statement
Number of payee and amount matches with close posting date match:¹	57 – \$159.15m

¹ SAP accounts payable ledger posting date considered a match if within +/- 60 days of bank statement transaction date.

Purdue Cash Distributions Tracing Analysis - Observations and Findings

4. For Purdue Holdings L.P. (Entity #416), continued:

Number of amount matches with close posting date match ¹ (no payee name listed in bank statement):	164 – \$491.48m
	<ul style="list-style-type: none"> • 52 payments to various foreign entities appear to have been bundled into 13 payments totaling \$223.11m • 112 payments to various entities totaling \$268.37m <ul style="list-style-type: none"> • 16 payments to Lucien Holdings S.ar.l. totaling \$70.64m • 14 payments to Accardi S.ar.l. totaling \$40.49m • 15 payments to Boetti Corp totaling \$40.88m • 15 payments to Boldini Corporation totaling \$40.88m • 12 payments to Clovio Corp totaling \$15.56m • 8 payments to Hayez Corp totaling \$12.4m • 10 payments to Mexcus Corporation totaling \$9.26m • 9 payments to Maltus Corporation totaling \$8.01m • 2 payments to Hokol S.ar.l. totaling \$8.02m • 1 payment to Sofy S.ar.l. totaling \$6.99m • 1 payments to Flira S.ar.l. totaling \$3.41m • 3 payments to Mundipharma Pte Limited totaling \$4.2m • 2 payments to Mundipharma Pharmaceuticals Sdn Bhd totaling \$3.56m • 1 payment to Ind S.ar.l. totaling \$2.18m • 2 payments to Porthos S.ar.l. totaling \$1.09m • 1 payment to Sonti S.ar.l. totaling \$817k

¹ SAP accounts payable ledger posting date considered a match if within +/- 60 days of bank statement transaction date.

Purdue Cash Distributions Tracing Analysis - Observations and Findings

5. For RSJ Company, L.P. (Entity #408):

Periods for which statements are available:	Jul. 2014 – Dec. 2018
Number of transactions in SAP account payable ledger within available bank statement periods:	19 – \$100.07m
Number of transactions matched to bank statements (and as % of total for available statement periods):	19 (100%) – \$100.07m (100%)
Number of exact matches (payee, amount and date):	6 – \$21.93m
Number of payee and amount matches with close posting date match:¹	13 – \$78.14m
Number of amount matches with close posting date match¹ (no payee name listed in bank statement):	0

¹ SAP accounts payable ledger posting date considered a match if within +/- 60 days of bank statement transaction date.

Purdue Cash Distributions Tracing Analysis - Observations and Findings

6. For Purdue BioPharma L.P. (Entity #420):

Periods for which statements are available:	May. 2015 – Dec. 2017
Number of transactions in SAP account payable ledger within available bank statement periods:	6 – \$113.61m
Number of transactions matched to bank statements (<i>and as % of total for available statement periods</i>):	6 (100%) – \$113.54m (99.9% – <i>difference due to variations in F/X transaction amounts as explained below</i>)
Number of exact matches (payee, amount and date):	0
Number of F/X transactions with close amount and posting date matches¹ (no payee name listed in bank statement) – slight amount differences are likely due to F/X rate changes and/or fees:	2 – \$37.58m <ul style="list-style-type: none"> • Both are F/X transactions (USD to EUR) • Payment to Mundibiopharma Limited of \$11.22m in SAP vs. \$11.17m in bank statement • Payment to Mundibiopharma Limited of \$26.43m in SAP vs. \$26.41m in bank statement
Number of payee and amount matches with close posting date match:¹	0
Number of amount matches with close posting date match¹ (no payee name listed in bank statement):	4 – \$75.96m <ul style="list-style-type: none"> • 4 payments to Mundibiopharma Limited totaling \$75.96m

¹ SAP accounts payable ledger posting date considered a match if within +/- 60 days of bank statement transaction date.

Purdue Cash Distributions Tracing Analysis - Observations and Findings

7. For New Suffolk Holding, L.P. (Entity #232):

Periods for which statements are available:	Jan. 2015 – Dec. 2015
Number of transactions in SAP account payable ledger within available bank statement periods:	1 – \$24.92m
Number of transactions matched to bank statements (and as % of total for available statement periods):	1 (100%) – \$24.92m (100%)
Number of exact matches (payee, amount and date):	0
Number of payee and amount matches with close posting date match:¹	0
Number of amount matches with close posting date match¹ (no payee name listed in bank statement):	1 – \$24.92m • \$24.92m to Mundipharma Deutschland GmbH & Co K

¹ SAP accounts payable ledger posting date considered a match if within +/- 60 days of bank statement transaction date.

Purdue Cash Distributions Tracing Analysis - Observations and Findings

8. For PLP Holdings Associates L.P. (Entity #401):

Periods for which statements are available:	
Periods for which statements are available:	Aug. 2014 – Dec. 2018
Number of transactions in SAP account payable ledger within available bank statement periods:	0
Number of transactions matched to bank statements:	0
Number of exact matches (payee, amount and date):	n/a
Number of payee and amount matches with close posting date match: ¹	n/a
Number of amount matches with close posting date match (no payee name listed in bank statement):	n/a

Transactions in SAP account payable ledger spanned the period from Jan. 2008 – Apr. 2011

- No bank statements from these periods were available for review

Purdue Cash Distributions Tracing Analysis - Observations and Findings

9. For BR Holdings Associates, Inc. (Entity #414):

Periods for which statements are available:	Jul. 2008, Sep. 2008, Apr. 2011 – Jun. 2011 & Jun. 2013 – Nov. 2014
Number of transactions in SAP account payable ledger within available bank statement periods:	0
Number of transactions matched to bank statements:	0
Number of exact matches (payee, amount and date):	n/a
Number of payee and amount matches with close posting date match:¹	n/a
Number of amount matches with close posting date match (no payee name listed in bank statement):	n/a

Purdue Cash Distributions Tracing Analysis - Observations and Findings

10. Statements have not yet been analyzed for the following entities listed in the SAP account payable ledger:

• 230	• 233	• 301
• 304	• 307	• 313
• 315	• 316	• 401
• 402	• 507	

Transactions in the SAP account payable ledger for Company #401 spanned the period from Jan. 2008 – Apr. 2011

- While some bank statements for this company were received, they did not cover any of the relevant periods for these transactions

11. Statements for the following entities were provided, but no transactions were recorded in the SAP accounts payable ledger:

- BR Holdings Associates Inc.

BR Holdings Associates, Inc. (Company #414)												
Bank Statement Periods Received												
Year	Q1			Q2			Q3			Q4		
	J	F	M	A	M	J	J	A	S	O	N	D
2008												
2009												
2010												
2011												
2012												
2013												
2014												
2015												
2016												
2017												
2018												

AlixPartners

Purdue Cash Distributions Flow of Funds Analysis

Purdue Cash Distributions Flow of Funds Analysis – Cash Distribution Testing Selections

As illustrated in this section of the Cash Distribution Analysis, we performed a flow of funds analysis on each classification of Cash Distributions (Non-Tax US Partner, Non-Tax Ex-US and Tax Distributions) made by Purdue and included in Purdue's Internal Distributions Analysis and the October 19, 2018 MDL Presentation, across various years from 2008 through 2018 (collectively referred to as the "Purdue Cash Distribution Testing Selections"):

Purdue Non-Tax Cash Distributions¹

- **Selection 1** - Ex-US Cash Distribution to foreign entity (Clovio Corporation), February 2017
- **Selection 2** - Ex-US Cash Distribution to foreign entity (Lucien Holdings S.ar.l.), June 2017
- **Selection 3** – Ex-US Cash Distribution to Beacon Company and Rosebay Medical Company L.P., December 2015
- **Selection 4** - Ex-US Cash Distribution to foreign entities (Mexcus Corp and Maltus Corp), July 2016
- **Selection 5** - Ex-US Cash Distribution to foreign entity (Mundipharma KK, aka Mundipharma Japan), July 2016
- **Selection 6** - Ex-US Cash Distribution to foreign entity (Mundipharma KK, aka Mundipharma Japan), July 2017
- **Selection 7** - US Partner Cash Distribution to Beacon Company and Rosebay Medical Company L.P., June 2011
- **Selection 8** - US Partner Cash Distribution to Beacon Company and Rosebay Medical Company L.P., March 2009
- **Selection 9** - US Partner Cash Distributions to PPI and PLP Associates Holdings Inc., December 2012 (PPI and PLP Associates Holdings Inc. then Paid Dividends to Banela Corporation, Linerite Holdings LLC, and Perthlite Holdings LLC)

Purdue Tax Distributions

- **Selection 10** - Tax Distribution for estimated federal tax payment, Q3 2014
- **Selection 11** - Tax Distribution for estimated federal tax payment, Q1 2016
- **Selection 12** - Tax Distribution for estimated Connecticut state tax, Q3 2015

¹ Purdue Non-Tax Cash Distributions include Cash Distributions and loans that Purdue made to PRA L.P. in 2017.

Purdue Cash Distributions Flow of Funds Analysis – Observations and Findings

The following summary of observations and findings is based upon our review and analysis of various sources of information obtained from Purdue related to the Purdue Cash Distribution Testing Selections:

1. Purdue Distributions made on or after January 1, 2008 are classified in the October 19, 2018 MDL Presentation and Purdue's Internal Distribution Analysis as either:
 - Non-Tax Cash Distributions (US Partner Cash Distributions and Ex-US Cash Distributions);
 - Loans made by Purdue to PRA L.P.;
 - Tax Distributions (federal and state); or
 - Non-Cash/Stock Distributions (see the Intercompany and Non-Cash Transfers Report).
2. Purdue Cash Distribution Testing Selections generally flowed up from Purdue to and through PRA L.P. and were either invested in IACs, or continued to flow up through other holding companies to trusts established for the benefit of the Sackler Family members or to taxing authorities.
 - For the Purdue Non-Tax Cash Distribution Testing Selections, distributions generally flowed from Purdue up to and through PRA L.P. and other holding companies before ultimately being invested in IACs.
 - US Partner Cash Distributions generally flowed up through PRA L.P. and other holding companies to Beacon Company and Rosebay Medical Company L.P.
 - Ex-US Cash Distributions, including loans made by Purdue, generally flow up through PRA L.P. and other holding companies, before ultimately being invested in foreign IACs.
 - For the Purdue Tax Distribution Testing Selections, the flow of distributions depended on whether payment was to federal or state taxing authorities.
 - For federal Tax Distribution Testing Selections 10 and 11, distributions generally flowed from Purdue up to and through PRA L.P. and other holding companies, and then to Rosebay Medical Company L.P., Beacon Company or a taxing authority on behalf of those entities.
 - For state Tax Distribution Testing Selection 12, Purdue sent funds directly to Rosebay Medical Company L.P. and Beacon Company.¹

¹ Based on documents included in Purdue's SAP accounting system, these Tax Distributions related to estimated Connecticut state taxes. Rosebay Medical Company L.P. is a Connecticut resident and required to pay quarterly estimated Connecticut taxes. Beacon Company is a foreign entity and required to pay Connecticut taxes annually at extension time. As quarterly Tax Distributions were paid to Rosebay Medical Company L.P. for Connecticut taxes, an equalizing Tax Distribution was made to Beacon at the same time.

Purdue Cash Distributions Flow of Funds Analysis – Observations and Findings

3. Purdue's accounting for the Purdue Cash Distribution Testing Selections' flow of funds from Purdue up to and through one or more Affiliated Entities is consistent with the available written approval and authorization documents supporting these distributions.
4. For the Purdue Non-Tax Cash Distribution Testing Selections, the payee/beneficiary name recorded in Purdue's accounts payable detail of the SAP general ledger system matches the payee/beneficiary name reported in Purdue's Internal Distribution Analysis.
 - The payee/beneficiary name is also consistent with the name listed in the available wire instructions, payment detail reports prepared by Purdue's Treasury Department, written consents of the general partner, estimated tax calculation worksheets prepared by Purdue's Tax Department (now TXP) and bank account statements.
5. Purdue's classification of the Purdue Cash Distribution Testing Selections as Non-Tax Cash Distributions and Tax Distributions in Purdue's Internal Distribution Analysis and the October 19, 2018 MDL Presentation appears consistent with the information and supporting documentation obtained from Purdue.
 - The books and records for Rosebay Medical Company L.P. and Beacon Company are not maintained in the same SAP accounting system as Purdue, and therefore subsequent transactions and/or the use of funds received by these Affiliated Entities cannot be identified in Purdue's books and records.
 - For the Purdue Tax Distribution Testing Selections that flowed from Purdue directly or indirectly to Rosebay Medical Company L.P. and/or Beacon Company through Affiliated Entities, we are unable to determine from the books and records maintained by Purdue whether Rosebay Medical Company L.P. or Beacon Company used the distributions to make tax-related payments to the appropriate taxing authorities.

AlixPartners

Purdue Non-Tax Cash Distributions

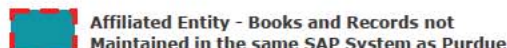
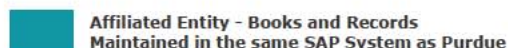
AlixPartners

Selection 1 Purdue Ex-US Cash Distributions (2017)

Selection 1 – Ex-US Cash Distribution to Clovio Corporation, February 2017



- This transfer represents a cash transfer to PRA L.P. (formerly Purdue Holdings L.P.). A promissory note was subsequently issued by PRA L.P. to Purdue for this amount. As previously explained, this amount is not included in the Purdue's Cash Distributions because it was treated by Purdue as a loan. PRA L.P. transferred these funds to an Ex-US Affiliate (i.e., Clovio Corporation). The full amount of the loan has since been repaid to Purdue in full with interest.



Selection 1 – Ex-US Cash Distribution to Clovio Corporation, February 2017 (cont'd)

CoCd	DocumentNo	Year	Type	Doc. Date	Pstng Date	Reference	Crcy
Itr	PK	Account	Account short text	Assignment		Tx	Amount Text
208	100164935	2017	SA	02/21/2017	02/20/2017	CWS	USD
1	50	100010	Cash Concentration		20170221		1,300,000.00- CORP PAY
2	50	100010	Cash Concentration		20170221		6,575,000.00- CORP PAY
3	50	100010	Cash Concentration		20170221		5,292,000.00- CORP PAY
4	50	100010	Cash Concentration		20170221		590,919.00- CORP PAY
5	50	100010	Cash Concentration		20170221		1,050,000.00- CORP PAY
6	40	102416	Purdue Holdings LP		20170221		14,807,919.00
416	100000836	2017	SA	02/21/2017	02/20/2017	CWS	USD
1	40	100010	Cash Concentration		20170221		1,300,000.00 CORP PAY
2	40	100010	Cash Concentration		20170221		6,575,000.00 CORP PAY
3	50	100010	Cash Concentration		20170221		3,287,500.00- CORP PAY
4	50	100010	Cash Concentration		20170221		3,287,500.00- CORP PAY
5	50	100010	Cash Concentration		20170221		1,300,000.00- CORP PAY
6	40	100010	Cash Concentration		20170221		5,292,000.00 CORP PAY
7	40	100010	Cash Concentration		20170221		590,919.00 CORP PAY
8	50	100010	Cash Concentration		20170221		5,292,000.00- CORP PAY
9	50	100010	Cash Concentration		20170221		588,000.00- CORP PAY
10	50	100010	Cash Concentration		20170221		1,463.00- CORP PAY
11	50	100010	Cash Concentration		20170221		1,456.00- CORP PAY
12	40	100010	Cash Concentration		20170221		1,050,000.00 CORP PAY
13	50	100010	Cash Concentration		20170221		525,000.00- CORP PAY
14	50	100010	Cash Concentration		20170221		525,000.00- CORP PAY
15	40	302042	Dist #42 PP Inc		20170221		3,287,500.00 CORP PAY
16	40	302042	Dist #42 PP Inc		20170221		3,287,500.00 CORP PAY
17	40	302042	Dist #42 PP Inc		20170221		1,300,000.00 CORP PAY
18	40	302042	Dist #42 PP Inc		20170221		5,292,000.00 CORP PAY
19	40	302042	Dist #42 PP Inc		20170221		588,000.00 CORP PAY
20	40	302042	Dist #42 PP Inc		20170221		1,463.00 CORP PAY
21	40	302042	Dist #42 PP Inc		20170221		1,456.00 CORP PAY
22	40	302042	Dist #42 PP Inc		20170221		525,000.00 CORP PAY
23	40	302042	Dist #42 PP Inc		20170221		525,000.00 CORP PAY
24	50	102208	Purdue Pharma L.P.		20170221		14,807,919.00-

Transfer #1: \$1.3 million cash payment from Purdue Pharma L.P. to Purdue Holdings L.P.

Transfer #2: \$1.3 million cash payment from Purdue Holdings L.P. to Clovio Corporation

Selection 1 – Ex-US Cash Distribution to Clovio Corporation, February 2017 (cont'd)

Doc.Type : KZ (Vendor payment) Normal document										
Doc. Number		1500000330		Company Code		416		Fiscal Year		2017
Doc. Date		02/15/2017		Posting Date		02/15/2017		Period		02
Calculate Tax		<input type="checkbox"/>								
Ref.Doc.		WIRE TRANSFER								
Doc. Currency		USD								

Itm	PK	Account	Account short text	Cost Ctr	Profit Ctr	Order	Tx	Amount	Text
1	50	100010	Cash Concentration		GEN			1,300,000.00-	
2	25	1032548	CLOVIO CORP		GEN			1,300,000.00	

Transfer #2: Confirmation of \$1.3 million wire transfer from Purdue Holdings L.P. (company 416) to Clovio Corporation

Selection 1 – Ex-US Cash Distribution to Clovio Corporation, February 2017 (cont'd)

PURDUE HOLDINGS L.P.

The undersigned, Purdue Pharma Inc. (the "General Partner"), a New York corporation and the General Partner of Purdue Holdings L.P., a Delaware limited partnership (the "Partnership"), hereby authorizes the following and directs that this authorization be filed with the records of the Partnership:

WHEREAS, the Partnership will receive a distribution from Purdue Pharma L.P., a Delaware limited partnership ("PPLP"), in the amount of \$1,300,000;


WHEREAS, Clovio Corporation, a British Virgin Islands company ("Clovio"), has created a class of Preferred Shares of par value \$1.00 each to enable certain persons to invest in Clovio; and

WHEREAS, the Partnership desires to subscribe for 1,000 Preferred Shares of Clovio at a subscription price of \$1,300,000;

The Partnership is hereby authorized to subscribe for 1,000 Preferred Shares of Clovio at a subscription price of \$1,300,000 and to distribute \$1,300,000 to Clovio in accordance with Clovio's wire transfer instructions.

Date: February 13, 2017

PURDUE HOLDINGS L.P.,
by its general partner,
Purdue Pharma Inc.

By 
Stuart D. Baker
Executive Vice President,
Counsel to the Board

Transfer #1: Confirmation of transfer \$1.3 million from Purdue Pharma L.P.

Transfer #2: Authorization to transfer \$1.3 million from Purdue Holdings L.P. to Clovio Corporation

Selection 1 – Ex-US Cash Distribution to Clovio Corporation, February 2017 (cont'd)

[REDACTED]

From: [REDACTED]
Sent: Tuesday, February 14, 2017 11:32 AM
To: [REDACTED]
Cc: [REDACTED]
Subject: 2017 PHLP Funding - Mundipharma Colombia
Attachments: Colombia Approval.pdf

Ok to process.

From: McClatchey, Ian (mailto:IMcClatchey@chadbourne.com)
Sent: Tuesday, February 14, 2017 11:20 AM
To: [REDACTED]
Cc: Baker, Stuart <sbaker@chadbourne.com>; Charhon, JJ <JJ.Charhon@pharma.com>; Lowne, Jon <Jon.Lowne@pharma.com>; [REDACTED]
[REDACTED] Roncalli, Anthony <ARoncalli@chadbourne.com>; Kelly, Lauren D. <LKelly@chadbourne.com>; Kendall, Gareth <gkendall@chadbourne.com>; Quinn-Felice, Jennifer <JQuinn@chadbourne.com>; Toscano, Cristina <CToscano@CHADBOURNE.com>
Subject: 2017 PHLP Funding - Mundipharma Colombia

Tuesday, February 14, 2017

Dear [REDACTED]

Please arrange for the following wire transfer from the account of Purdue Holdings L.P. in connection with this approved 2017 funding to Clovio Corporation in connection with Mundipharma Colombia in the amount of \$1,300,000 without charges for the beneficiary as follows:

Amount:	\$1,300,000	(X) [REDACTED]
Account Name:	Clovio Corporation	[REDACTED]
Account Number:	[REDACTED]	[REDACTED]
Bank Name:	JPMorgan Chase Bank, N.A.	[REDACTED]
Bank Address:	270 Park Avenue; New York, New York 10017	[REDACTED]
ABA Number:	021000021	[REDACTED]
SWIFT Code:	CHASUS33	[REDACTED]
Reference:	1,000 Preferred Shares	[REDACTED]

Please note that we have been asked to provide a value date for this transfer as soon as possible.

Thank you,

Ian

Ian McClatchey
Chadbourne & Parke LLP
1301 Avenue of the Americas, New York, NY 10019 - 6022
tel +1 212 408 5303 | fax 212-541-5369
imcclatchey@chadbourne.com | <http://www.chadbourne.com>
vCard: <http://www.chadbourne.com/etcard/imcclatchey.vcf>

Please consider the environment before printing this email.

Transfer #2: Wire instructions for \$1.3 million transfer from Purdue Holdings L.P. to Clovio Corporation

Selection 1 – Ex-US Cash Distribution to Clovio Corporation, February 2017 (cont'd)

PURDUE PHARMA L.P. **J.P.Morgan**

Payments Detail Report
For Informational Purposes Only

Status: Delivered Value Date: 02/15/2017 ✓

PAYMENT MADE FROM TEMPLATE
Template Name: Clovio

PAYMENT INFORMATION

Payment Method	Payment Description	From Account Number / Name	Bank ID
ACH	Corporate/Vendor Payments	██████████ / PURDUE HOLDINGS LP	021000021
Company Name	Company ID	Payment Amount	
HOLDINGS	██████████	1,300,000.00 USD CR ✓	

BENEFICIARY

Name	ABA	Account/Type
Clovio Corporation	021000021	██████████

PAYMENT DETAILS : Purchase of Preferred Shares

HISTORY

Event	Date/Time	Actioned By	User ID	Additional Information
Delivered	02/14/2017 03:36 PM EST	SYSTEM	SYSTEM	
Released	02/14/2017 03:28 PM EST	██████████	██████████	
Digital Signature	02/14/2017 03:28 PM EST	██████████	██████████	
Approved	02/14/2017 03:20 PM EST	██████████	██████████	
Modified	02/14/2017 03:12 PM EST	██████████	██████████	
Submitted	02/14/2017 11:26 AM EST	██████████	██████████	Created from Template: Clovio

Date Created	Payment ID	Descriptive Date	Batch Description	Batch ID
02/14/2017 11:26 AM EST	605298791	170214	CORP PAY	605298791

Transfer #2: Bank confirmation for \$1.3 million transfer from Purdue Holdings L.P. to Clovio Corporation

Selection 1 – Ex-US Cash Distribution to Clovio Corporation, February 2017 (cont'd)

CHASE
 JPMorgan Chase Bank, N.A.
 Northeast Market
 P O Box 859754
 San Antonio, TX 78285 - 9754

February 01, 2017 through February 28, 2017
Account Number: [REDACTED]

Customer Service Information
 If you have any questions about your statement, please contact your Customer Service Professional.

00070284 WBS 802 211 06017 NNNNNNNNNNN 1 000000000 80 0000

PURDUE HOLDINGS L P
 1 STAMFORD FORUM
 STAMFORD CT 06901-3516

Transfer #1: \$1.3 million cash payment from Purdue Pharma L.P. to Purdue Holdings L.P.

Deposits and Credits

Ledger Date	Description	Amount
02/14	Orig CO Name:Purdue Pharma Lp Orig ID: [REDACTED] Desc Date:170214 CO Entry Descr:Corp Pay Sec:CCD Trace#: [REDACTED] Eed:170214 Ind ID: [REDACTED] Ind Name:Purdue Holdings Lp Funding Trn: [REDACTED] Ind	\$1,300,000.00

Transfer #2: \$1.3 million cash payment from Purdue Holdings L.P. to Clovio Corporation

Withdrawals and Debits

Ledger Date	Description	Amount
02/15	Orig CO Name:Holdings Orig ID: [REDACTED] Desc Date:170215 CO Entry Descr:Corp Pay Sec:CCD Trace#: [REDACTED] Eed:170215 Ind ID: [REDACTED] Ind Name:Holdings Trn: [REDACTED]	\$3,287,500.00
02/15	Orig CO Name:Holdings Orig ID: [REDACTED] Desc Date:170215 CO Entry Descr:Corp Pay Sec:CCD Trace#: [REDACTED] Eed:170215 Ind ID: [REDACTED] Ind Name:Holdings Trn: [REDACTED]	3,287,500.00
02/15	Orig CO Name:Holdings Orig ID: [REDACTED] Desc Date:170214 CO Entry Descr:Corp Pay Sec:CCD Trace#: [REDACTED] Eed:170215 Ind ID: [REDACTED] Ind Name:Holdings Trn: [REDACTED]	1,300,000.00

Source: J.P. Morgan Chase monthly bank statement for Purdue Holdings L.P., February 2017

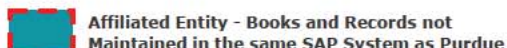
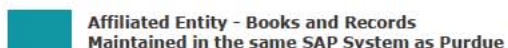
AlixPartners

Selection 2 Purdue Ex-US Cash Distributions (2017)

Selection 2 – Ex-US Cash Distribution to Lucien Holdings S.ar.l., June 2017



- This transfer represents a cash transfer to PRA L.P. (formerly Purdue Holdings L.P.). A promissory note was subsequently issued by PRA L.P. to Purdue for this amount. As previously explained, this amount is not included in the Purdue's Cash Distributions because it was treated by Purdue as a loan. PRA L.P. transferred these funds to an Ex-US Affiliate (i.e., Lucien Holdings S.ar.l.). The full amount of the loan has since been repaid to Purdue in full with interest.



Selection 2 – Ex-US Cash Distribution to Lucien Holdings S.ar.l., June 2017 (cont'd)

Itm	PK	Account	Account short text	Cost Ctr	Profit Ctr	Order	Tx	Amount	Text
57	50	100010	Cash Concentration		GEN			7,905.75-	██████████ PURDUE PHARMA LP CIGNA MEDICAL INSUUS
58	50	100010	Cash Concentration		GEN			804.16-	CASH CONCENTRATION TRANSFER DEBIT TO ACCOUNT ██████████
59	50	100010	Cash Concentration		GEN			19,935,752.50-	██████████ PURDUE HOLDINGS L P 1 STAMFORD F
60	50	100010	Cash Concentration		GEN			1,000,000.00-	██████████ PURDUE PHARMACEUTICAL PRODUCTS L
61	50	100525	Flex. Reimb Chase		GEN			21,896.34-	PURDUE PHARMA LP
62	40	100010	Cash Concentration		GEN			176,080.25	LOCKBOX NO: ██████████ FOR 12 ITEMS AT 12:00 7 TRN: 03
63	40	100010	Cash Concentration		GEN			53,018.64	AMAZON.COM896256
64	40	100010	Cash Concentration		GEN			32,358.58	NC MUTUAL DRUG
65	40	100010	Cash Concentration		GEN			31,747.82	WALGREENS
66	40	100010	Cash Concentration		GEN			26,662.21	WAL-MART STORES
67	40	100010	Cash Concentration		GEN			10,795.36	MCKESSON
68	40	100010	Cash Concentration		GEN			9,182.26	GEN MED

Transfer #1: €17.45M transfer (\$19.94M) from Purdue Pharma L.P. to Purdue Holdings L.P.

Itm	PK	Account	Account short text	Cost Ctr	Profit Ctr	Order	Tx	Amount	Text
160	40	205025	Accr.Comdata VMC		GEN			58,560.78	COMDATA NETWORK
161	40	100550	Net Travel Clearing		GEN			9,306.42	Lead # ██████████
162	40	100550	Net Travel Clearing		GEN			2,646.52	Lead # ██████████
163	40	100540	Insurance Clearing		GEN			7,905.75	██████████ PURDUE PHARMA LP CIGNA MEDICAL INSUUS
164	40	302045	Dist #45 PH LP		GEN			19,935,752.50	██████████ PURDUE HOLDINGS L P 1 STAMFORD F
165	40	100010	Cash Concentration		GEN			21,896.34	PURDUE PHARMA LP
166	50	100110	Lockbox Clearing		GEN			176,080.25-	LOCKBOX NO: ██████████ FOR 12 ITEMS AT 12:00 7 TRN: 03

Selection 2 – Ex-US Cash Distribution to Lucien Holdings S.ar.l., June 2017 (cont'd)

Item	PK	Account	Account short text	Cost Ctr	Profit Ctr	Order	Tx	Amount	Text
1	40	100010	Cash Concentration		GEN			19.935.752,50	██████████ PURDUE PHARMA L P 1 STAMFORD FOR
2	40	100010	Cash Concentration		GEN			103.997,59	██████████
3	50	107204	Invest - PPLP		GEN			19.935.752,50-	██████████ PURDUE PHARMA L P 1 STAMFORD FOR
4	50	100530	Misc. Cash Clearing		GEN			103.997,59-	██████████

Doc.Type : SA (G/L account document) Normal document
 Doc. Number 100000889 Company Code 416 Fiscal Year 2017
 Doc. Date 10.07.2017 Posting Date 09.07.2017 Period 07
 Calculate Tax
 Ref.Doc. CWS
 Doc. Currency USD
 Doc. Hdr Text CIW416 07012017-07092017

Note: Different currency denominations.

Transfer #1: €17.45M transfer (\$19.94M) from Purdue Pharma L.P. to Purdue Holdings L.P.

Doc.Type : KZ (Vendor payment) Normal document
 Doc. Number 1500000366 Company Code 416 Fiscal Year 2017
 Doc. Date 05.07.2017 Posting Date 06.07.2017 Period 07
 Calculate Tax
 Ref.Doc. WIRE TRANSFER
 Doc. Currency EUR

Transfer #2: €17.45M transfer from Purdue Holdings L.P. to Lucien Holdings S.ar.l.

Item	PK	Account	Account short text	Cost Ctr	Profit Ctr	Order	Tx	Amount	Text
1	50	100010	Cash Concentration		GEN			17.450.000,00-	
2	25	1019140	LUCIEN HOLDINGS SARL		GEN			17.450.000,00	CAPITAL CONTRIBUTION
3	50	700520	Realized FX	9000416	GEN			0,00	

Selection 2 – Ex-US Cash Distribution to Lucien Holdings S.ar.l., June 2017 (cont'd)

PURDUE HOLDINGS L.P.


The undersigned, Purdue Pharma Inc. (the "General Partner"), a New York corporation and the General Partner of Purdue Holdings L.P., a Delaware limited partnership (the "Partnership"), hereby authorizes the following and directs that this authorization be filed with the records of the Partnership:

WHEREAS, the Partnership will receive a distribution from Purdue Pharma L.P., a Delaware limited partnership, in the amount of €17,450,000;

The Partnership is hereby authorized to make a €17,450,000 contribution to the capital of Lucien Holdings S.ar.l., a Luxembourg company ("Lucien"), without a related issuance of shares to be allocated to Lucien's capital account, and to distribute €17,450,000 to Lucien in accordance with Lucien's wire transfer instructions.

Date: June 29, 2017

PURDUE HOLDINGS L.P.,
by its general partner,
Purdue Pharma Inc.

By 
Stuart D. Baker
Executive Vice President,
Counsel to the Board

Transfer #1: Confirmation of €17.45M transfer (\$19.94M) from Purdue Pharma L.P. to Purdue Holdings L.P.

Transfer #2: Authorization for €17.45M transfer from Purdue Holdings L.P. to Lucien Holdings S.ar.l.

Selection 2 – Ex-US Cash Distribution to Lucien Holdings S.ar.l., June 2017 (cont'd)

From: "McClatchey, Ian" <IMcClatchey@chadbourne.com>
To: [REDACTED]
Cc: "Baker, Stuart" <sbaker@chadbourne.com>, "Charhon, JJ" <JJ.Charhon@pharma.com>, "Lowne, Jon" <Jon.Lowne@pharma.com>, [REDACTED], [REDACTED], "Roncalli, Anthony" <ARoncalli@chadbourne.com>, "Kelly, Lauren D." <LKelly@chadbourne.com>, "Kendall, Gareth" <gkendall@chadbourne.com>, "Quinn-Felice, Jennifer" <JQuinn@chadbourne.com>, "Toscano, Cristina" <CToscano@CHADBOURNE.com>
Subject: PHLP Funding Lucien Holdings


Thursday, June 29, 2017

Dear [REDACTED]

In connection with approved funding for Lucien Holdings S.àr.l. (Luxembourg), attached are the approvals for Purdue Pharma L.P. to distribute €17,450,000 to Purdue Holdings L.P., and for Purdue Holdings L.P. in turn to distribute this amount to Lucien Holdings S.àr.l.

In accordance with the foregoing, please arrange for the following wire transfer from the account of Purdue Holdings L.P. in connection with this approved 2017 funding in the amount of €17,450,000 without charges for the beneficiary as follows:

Amount: EUR 17,450,000
Beneficiary: Lucien Holdings S.àr.l., 2, avenue Charles de Gaulle, L-1653 Luxembourg
Bank: ING Luxembourg S.A.
International Account: [REDACTED]
BIC/Swift code: CELL LULL
Reference: Capital Contribution

okay to pay  **SIGN HERE**

Please note that we have been asked to provide a value date for this transfer as soon as possible.

Please do not hesitate to contact me with any questions.

Thank you,
Ian

Transfer #1: Confirmation of €17.45M transfer (\$19.94M) from Purdue Pharma L.P. to Purdue Holdings L.P.

Transfer #2: Wire instructions for €17.45M transfer from Purdue Holdings L.P. to Lucien Holdings S.ar.l.

Source: Email from Chadbourne & Parke LLP to Purdue containing wire instructions, dated 6/29/17

Selection 2 – Ex-US Cash Distribution to Lucien Holdings S.ar.l., June 2017 (cont'd)

**Bank of America
Merrill Lynch**

Trade Details Report

Financial Details	Trade Details
Transaction Reference: 295320477	Trade Entered By: [REDACTED]
System Reference: 1943442513_0	Trade Entry Time: 30-Jun-2017 19:28:11 GMT
Trade Reference: FIAN-106159933003-C	Confirmed By: [REDACTED]
My Trade Reference: Purdue Holdings LP	Confirmation Time: 30-Jun-2017 19:31:00 GMT
BUY: 17,450,000.00 EUR	Settlement Entered By: [REDACTED]
SELL: Purdue Holdings LP	Settlement Entered: 30-Jun-2017 19:32:20 GMT
Amount: 19,935,752.50 USD	Settlement Status: Solved
Spot Rate: 1.14245	Settlement Channel: CashProfX
AS in Rate: 1.14245	
Trade Date: 30-Jun-2017	
Value Date: 05-Jul-2017	

EUR Cash Flow

Amount: 17,450,000.00
 Direction: Buy
 Cash Flow Reference: 1362258EUR

EUR Instructions

Payment Number: 1362258EUR1
 Settlement Type: Wire
 Beneficiary Account: Luxembourg
 Country: Luxembourg
 Payment Reference:

Special IBAN Required
 Message: Client Lucien Capital Contribution
 Reference: Amount: 17,450,000.00
 Additional Details:

Ordering Customer

Name: [REDACTED]
 Address: [REDACTED]
 City: [REDACTED]
 State/Province: [REDACTED]

Postal Code: [REDACTED]
 Country: [REDACTED]
 Account Number: [REDACTED]
 Customer Reference: [REDACTED]

Beneficiary

IBAN: [REDACTED]
 Name: Lucien Holdings S.ar.l
 Address: 2 Ave Charles de Gaulle
 City: Luxembourg City
 State/Province: [REDACTED]

Country: Luxembourg
 Postal Code: L-1053

Beneficiary Bank

Name: ING Luxembourg S.A.
 Country: Luxembourg
 Routing Code: [REDACTED]

Address: 62 route d'Esch L-1476
 Luxembourg LU
 SWIFT ID: CGLL33XXX

Intermediary Bank

Name: [REDACTED]
 Country: [REDACTED]
 Address: [REDACTED]
 SWIFT ID: [REDACTED]

Email Notification

To: [REDACTED]
 CC: [REDACTED]
 BCC: [REDACTED]
 Comments: Lucien Capital Contribution
 Contact Number: [REDACTED]

USD Cash Flow

Amount: 19,935,752.50
 Direction: Sell
 Cash Flow Reference: 1362258USD

USD Instructions

Receipt Number: 1362258USD1
 Settlement Type: Bank Debit SW
 Beneficiary: BANK OF AMERICA N.A.
 USA
 Correspondent Bank: BofA New York
 Location: New York

Amount: 19,935,752.50
 SWIFT ID: BOFA33XXX
 Account: [REDACTED]

Transfer #2: Confirmation for €17.45M (\$19.94M) transfer from Purdue Holdings L.P. to Lucien Holdings S.ar.l.

Selection 2 – Ex-US Cash Distribution to Lucien Holdings S.ar.l., June 2017 (cont'd)

CHASE
 JPMorgan Chase Bank, N.A.
 Northeast Market
 P O Box 659754
 San Antonio, TX 78265 - 9754

July 01, 2017 through July 31, 2017
 Account Number: [REDACTED]

Customer Service Information
 If you have any questions about your statement, please contact your Customer Service Professional.

00066422 WBS 802 211 21317 NNNNNNNNNN 1 000000000 80 0000

PURDUE HOLDINGS L.P.
 1 STAMFORD FORUM
 STAMFORD CT 06901-3516

Transfer #1: €17.45M transfer (\$19.94M) from Purdue Pharma L.P. to Purdue Holdings L.P.

Deposits and Credits

Ledger Date	Description	Amount
07/05	Book Transfer Credit B/O: Purdue Pharma L.P. Stamford CT 06901-3516 Ref: Distribution Trn: [REDACTED] YOUR REF: ATS OF 17/07/05	\$19,935,752.50

Transfer #2: €17.45M (\$19.94M) transfer from Purdue Holdings L.P. to Lucien Holdings S.ar.l.

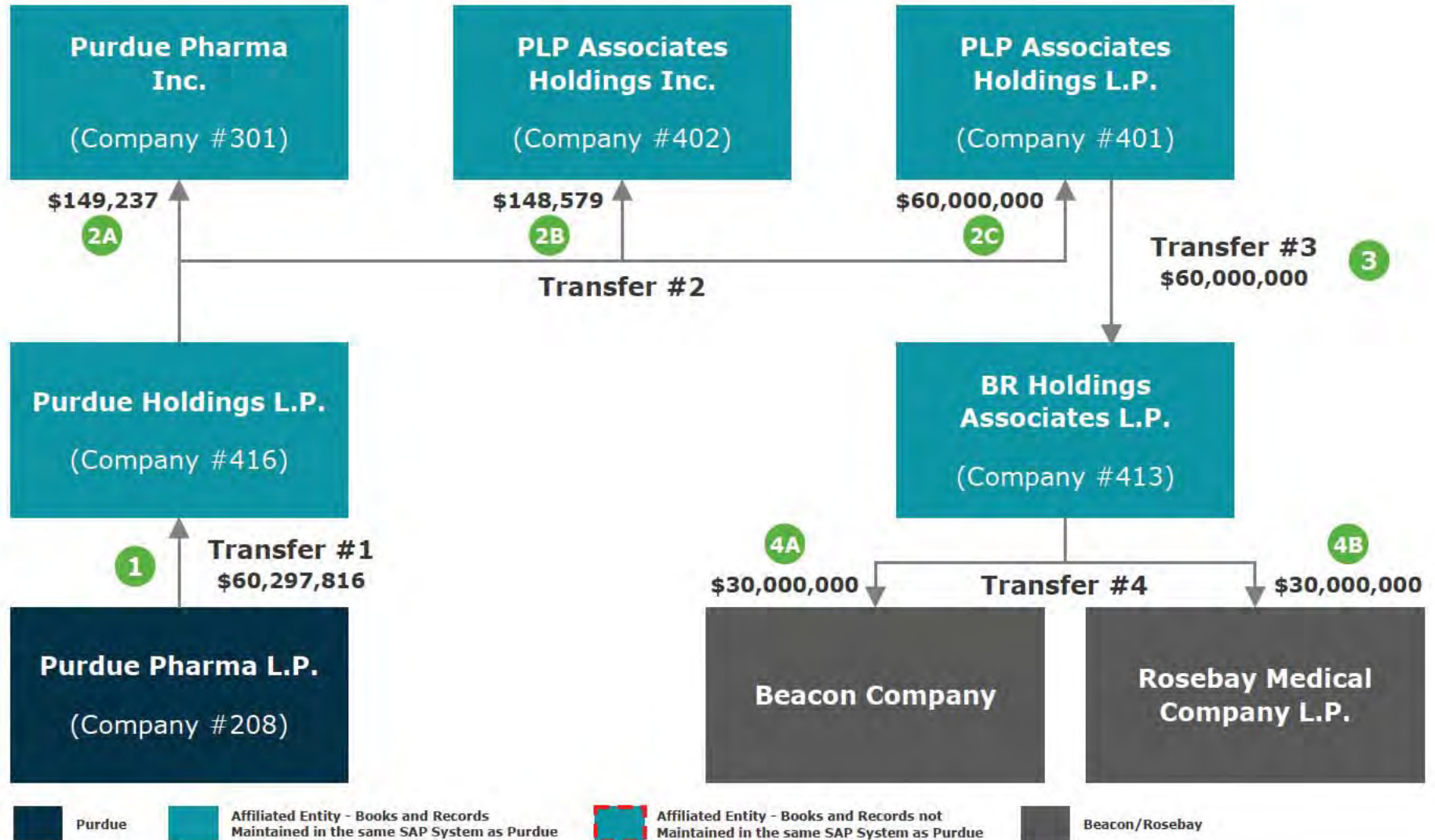
Withdrawals and Debits

Ledger Date	Description	Amount
07/05	Fedwire Debit Via: Bk Amer Nyc/026009593 A/C: Bank of America N.A. US Fx US Ref: Fx Transact Ref: [REDACTED] Imad: [REDACTED] Trn: [REDACTED] YOUR REF: NONREF	\$19,935,752.50

AlixPartners

Selection 3 Purdue Ex-US Cash Distributions (2015)

Selection 3 – Ex-US Cash Distribution to Beacon Company and Rosebay Medical Company L.P., December 2015



Note: Purdue's Internal Distribution Analysis classifies Selection 3 as an Ex-US Cash Distribution and refers to it as "Project Bull's Eye". Purdue's Legal Department explained that "Project Bull's Eye" related to Mundipharma's acquisition of the Merck ophthalmology portfolio.

Selection 3 – Ex-US Cash Distribution to Beacon Company and Rosebay Medical Company L.P., December 2015 (cont'd)

Itm	PK	Account	Account short text	Cost Ctr	Profit Ctr	Order	Tx	Amount	Text
219	50	100010	Cash Concentration		GEN			120.000.000,00-	████████████████████ GOLDMAN SACHS FUNDS GROUP FFC: PURDUE PHAR
202	50	100010	Cash Concentration		GEN			89.495.000,00-	████████████████████ PURDUE HOLDINGS L P 1 STAMFORD F
392	50	100450	BOA Money Market		GEN			75.000.000,00-	████████████████████ **VIA FED**
412	50	100450	BOA Money Market		GEN			70.000.000,00-	████████████████████ **VIA FED**
71	50	100010	Cash Concentration		GEN			60.297.816,00-	████████████████████ PURDUE HOLDINGS L P 1 STAMFORD F

Itm	PK	Account	Account short text	Cost Ctr	Profit Ctr	Order	Tx	Amount	Text
427	40	100430	Money Mkt Goldman		GEN			120.000.000,00	████████████████████ GOLDMAN SACHS FUNDS GROUP FFC: PURDUE PHAR
411	40	302045	Dist #45 PH LP		GEN			89.495.000,00	████████████████████ PURDUE HOLDINGS L P 1 STAMFORD F
181	40	100010	Cash Concentration		GEN			75.000.000,00	████████████████████ **VIA FED**
203	40	100010	Cash Concentration		GEN			70.000.000,00	████████████████████ **VIA FED**
289	40	302045	Dist #45 PH LP		GEN			60.297.816,00	████████████████████ PURDUE HOLDINGS L P 1 STAMFORD F
26	40	100010	Cash Concentration		GEN			50.000.000,00	████████████████████ BANC OF AMERICA SECURITIES- ATS 600 MO

Transfer #1: \$60,297,816 transfer from Purdue Pharma L.P. to Purdue Holdings L.P.

Selection 3 – Ex-US Cash Distribution to Beacon Company and Rosebay Medical Company L.P., December 2015 (cont'd)

Item	PK	Account	Account short text	Cost Ctr	Profit Ctr	Order	Tx	Amount	Text
Doc.Type : SA (G/L account document) Normal document Doc. Number 100000633 Company Code 416 Fiscal Year 2015 Doc. Date 15.12.2015 Posting Date 13.12.2015 Period 12 Calculate Tax <input type="checkbox"/> Ref.Doc. CNS Overall No. 0100000633416 15 Doc. Currency USD Doc. Hdr Text CTW416 12012015-12132015									
1	40	100010	Cash Concentration		GEN			2.100.000,00	CORP PAY
2	40	100010	Cash Concentration					60.297.816,00	██████████ PURDUE PHARMA L P ONE STAMFORD F
3	50	100010	Cash Concentration					149.237,00	CORP PAY
4	50	100010	Cash Concentration					148.579,00	CORP PAY
5	50	100010	Cash Concentration		GEN			60.000.000,00	██████████ PLP ASSOCIATES HOLDINGS L P ONE
6	40	100010	Cash Concentration					700.000,00	CORP PAY
7	50	100010	Cash Concentration					700.000,00	CORP PAY
8	40	100010	Cash Concentration					39.291.240,00	██████████ PURDUE PHARMA L P ONE STAMFORD F
9	40	100010	Cash Concentration					24.924.360,00	██████████ PURDUE PHARMA L P ONE STAMFORD F
10	40	100010	Cash Concentration					544.200,00	██████████ PURDUE PHARMA L P ONE STAMFORD F
11	40	100010	Cash Concentration		GEN			89.495.000,00	██████████ PURDUE PHARMA L P ONE STAMFORD F
12	50	100010	Cash Concentration		GEN			89.495.000,00	██████████ BR HOLDINGS ASSOCIATES L.P. 1 ST
13	50	107204	Invest - PPLP		GEN			60.297.816,00	██████████ PURDUE PHARMA L P ONE STAMFORD F
14	40	302042	Dist #42 PP Inc					149.237,00	CORP PAY
15	40	302042	Dist #42 PP Inc					148.579,00	CORP PAY
16	40	302044	Dist #44 PLPAH LP					60.000.000,00	██████████ PLP ASSOCIATES HOLDINGS L P ONE
17	40	302042	Dist #42 PP Inc					700.000,00	CORP PAY
18	50	107204	Invest - PPLP					39.291.240,00	██████████ PURDUE PHARMA L P ONE STAMFORD F
19	50	107204	Invest - PPLP		GEN			24.924.360,00	██████████ PURDUE PHARMA L P ONE STAMFORD F
20	50	107204	Invest - PPLP		GEN			544.200,00	██████████ PURDUE PHARMA L P ONE STAMFORD F
21	50	107204	Invest - PPLP		GEN			89.495.000,00	██████████ PURDUE PHARMA L P ONE STAMFORD F
22	50	102208	Purdue Pharma L.P.		GEN			2.800.000,00	
23	40	102413	BR Holdings Assoc LP		GEN			89.495.000,00	

Transfer #1: \$60,297,816 transfer from Purdue Pharma L.P. to Purdue Holdings L.P.

Transfer #2A: \$149,237 transfer from Purdue Holdings L.P. to Purdue Pharma Inc.

Transfer #2B: \$148,579 transfer from Purdue Holdings L.P. to PLP Associates Holdings Inc.

Transfer #2C: \$60,000,000 transfer from Purdue Holdings L.P. to PLP Associates Holdings L.P.

Selection 3 – Ex-US Cash Distribution to Beacon Company and Rosebay Medical Company L.P., December 2015 (cont'd)

Doc.Type : SA (G/L account document) Normal document								
Doc. Number		100001292	Company Code		301	Fiscal Year		2015
Doc. Date		15.12.2015	Posting Date		13.12.2015	Period		12
Calculate Tax <input type="checkbox"/>								
Ref.Doc. CWS								
Doc. Currency USD								
Doc. Hdr Text CTW301 12012015-12132015								

Itm	PK	Account	Account short text	Cost Ctr	Profit Ctr	Order	Ix	Amount	Text
1	40	100010	Cash Concentration		GEN			149.237,00	CORP PAY
2	50	107416	Invest - PH LP		GEN			149.237,00-	CORP PAY

Transfer #2A: \$149,237
transfer from Purdue Holdings L.P. to Purdue Pharma Inc.

Doc.Type : SA (G/L account document) Normal document								
Doc. Number		100000900	Company Code		402	Fiscal Year		2015
Doc. Date		15.12.2015	Posting Date		13.12.2015	Period		12
Calculate Tax <input type="checkbox"/>								
Ref.Doc. CWS								
Doc. Currency USD								
Doc. Hdr Text CTW402 12012015-12132015								

Itm	PK	Account	Account short text	Cost Ctr	Profit Ctr	Order	Ix	Amount	Text
1	40	100010	Cash Concentration		GEN			148.579,00	CORP PAY
2	50	107416	Invest - PH LP		GEN			148.579,00-	CORP PAY

Transfer #2B: \$148,579
transfer from Purdue Holdings L.P. to PLP Associates Holdings Inc.

Selection 3 – Ex-US Cash Distribution to Beacon Company and Rosebay Medical Company L.P., December 2015 (cont'd)

Doc.Type : SA (G/L account document) Normal document									
Doc. Number	100001050	Company Code	401	Fiscal Year	2015				
Doc. Date	15.12.2015	Posting Date	13.12.2015	Period	12				
Calculate Tax	<input type="checkbox"/>								
Ref.Doc.	CWS								
Doc. Currency	USD								
Doc. Hdr Text	CTW401 12012015-12132015								
Transfer #2C: \$60,000,000 transfer from Purdue Holdings L.P. to PLP Associates Holdings L.P.									
Itm	PK	Account	Account short text	Cost Ctr	Profit Ctr	Order	Tx	Amount	Text
1	40	100010	Cash Concentration		GEN			60.000.000,00	██████████ PURDUE HOLDINGS L P 1 STAMFORD F
2	50	100010	Cash Concentration		GEN			60.000.000,00-	██████████ BR HOLDINGS ASSOCIATES L.P. 1 ST
3	50	107416	Invest - PH LP		GEN			60.000.000,00-	██████████ PURDUE HOLDINGS L P 1 STAMFORD F
4	40	302032	Capital #32 Dist BR		GEN			60.000.000,00	██████████ BR HOLDINGS ASSOCIATES L.P. 1 ST

Doc.Type : SA (G/L account document) Normal document									
Doc. Number	100000768	Company Code	413	Fiscal Year	2015				
Doc. Date	15.12.2015	Posting Date	13.12.2015	Period	12				
Calculate Tax	<input type="checkbox"/>								
Ref.Doc.	CWS								
Doc. Currency	USD								
Doc. Hdr Text	CTW413 12012015-12132015								
Transfer #3: \$60,000,000 transfer from PLP Associates Holdings L.P. to BR Holdings Associates L.P.									
Itm	PK	Account	Account short text	Cost Ctr	Profit Ctr	Order	Tx	Amount	Text
1	40	100010	Cash Concentration		GEN			60.000.000,00	██████████ PLP ASSOCIATES HOLDINGS L P ONE
2	40	100010	Cash Concentration		GEN			4.141,00	██████████
3	50	107401	Invest. PLP Asc.Hold		GEN			60.000.000,00	██████████ PLP ASSOCIATES HOLDINGS L P ONE
4	50	100530	Misc. Cash Clearing		GEN			4.141,00-	██████████

Selection 3 – Ex-US Cash Distribution to Beacon Company and Rosebay Medical Company L.P., December 2015 (cont'd)

Doc.Type	KZ (Vendor payment) Normal document						
Doc. Number	1500000235	Company Code	413	Fiscal Year	2015		
Doc. Date	03.12.2015	Posting Date	04.12.2015	Period	12		
Calculate Tax	<input type="checkbox"/>						
Ref.Doc.	WIRE TRANSFER						
Doc. Currency	USD						

Itm	PK	Account	Account short text	Cost Ctr	Profit Ctr	Order	Tx	Amount	Text
1	50	100010	Cash Concentration		GEN			30.000.000,00-	
2	25	1029154	BEACON CO		GEN			30.000.000,00	

Doc.Type	KZ (Vendor payment) Normal document						
Doc. Number	1500000234	Company Code	413	Fiscal Year	2015		
Doc. Date	03.12.2015	Posting Date	04.12.2015	Period	12		
Calculate Tax	<input type="checkbox"/>						
Ref.Doc.	WIRE TRANSFER						
Doc. Currency	USD						

Itm	PK	Account	Account short text	Cost Ctr	Profit Ctr	Order	Tx	Amount	Text
1	50	100010	Cash Concentration		GEN			30.000.000,00-	
2	25	1016497	ROSEBAY MEDICAL COMP		GEN			30.000.000,00	

Transfer #4A: \$30M transfer from BR Holdings Associates L.P. to Beacon Company

Transfer #4B: \$30M transfer from BR Holdings Associates L.P. to Rosebay Medical Company L.P.

Selection 3 – Ex-US Cash Distribution to Beacon Company and Rosebay Medical Company L.P., December 2015 (cont'd)

BR HOLDINGS ASSOCIATES L.P.

Written Consent of General Partner

The undersigned, BR Holdings Associates Inc. (the "General Partner"), a New York corporation and the General Partner of BR Holdings Associates L.P., a Delaware limited partnership (the "Partnership"), hereby consents to the taking of the following actions and directs that this consent be filed with the records of proceedings of the Partnership:

WHEREAS, the Partnership is to receive a distribution from PLP Associates Holdings L.P., a Delaware limited partnership ("PLP Associates"), in the amount of \$60,000,000 (the "Distribution").

NOW, THEREFORE, be it

RESOLVED, that upon receipt of the Distribution from PLP Associates, the Partnership be and it hereby is authorized to distribute \$30,000,000 to Beacon Company and \$30,000,000 to Rosebay Medical Company L.P.

RESOLVED, that the proper officers of the General Partner be and each of them hereby is authorized and directed to make, execute and deliver, or cause to be made, executed and delivered on behalf of itself and the Partnership all such agreements, documents, instruments and other papers as they may deem necessary or appropriate to carry out the purposes and intent of the foregoing resolution.

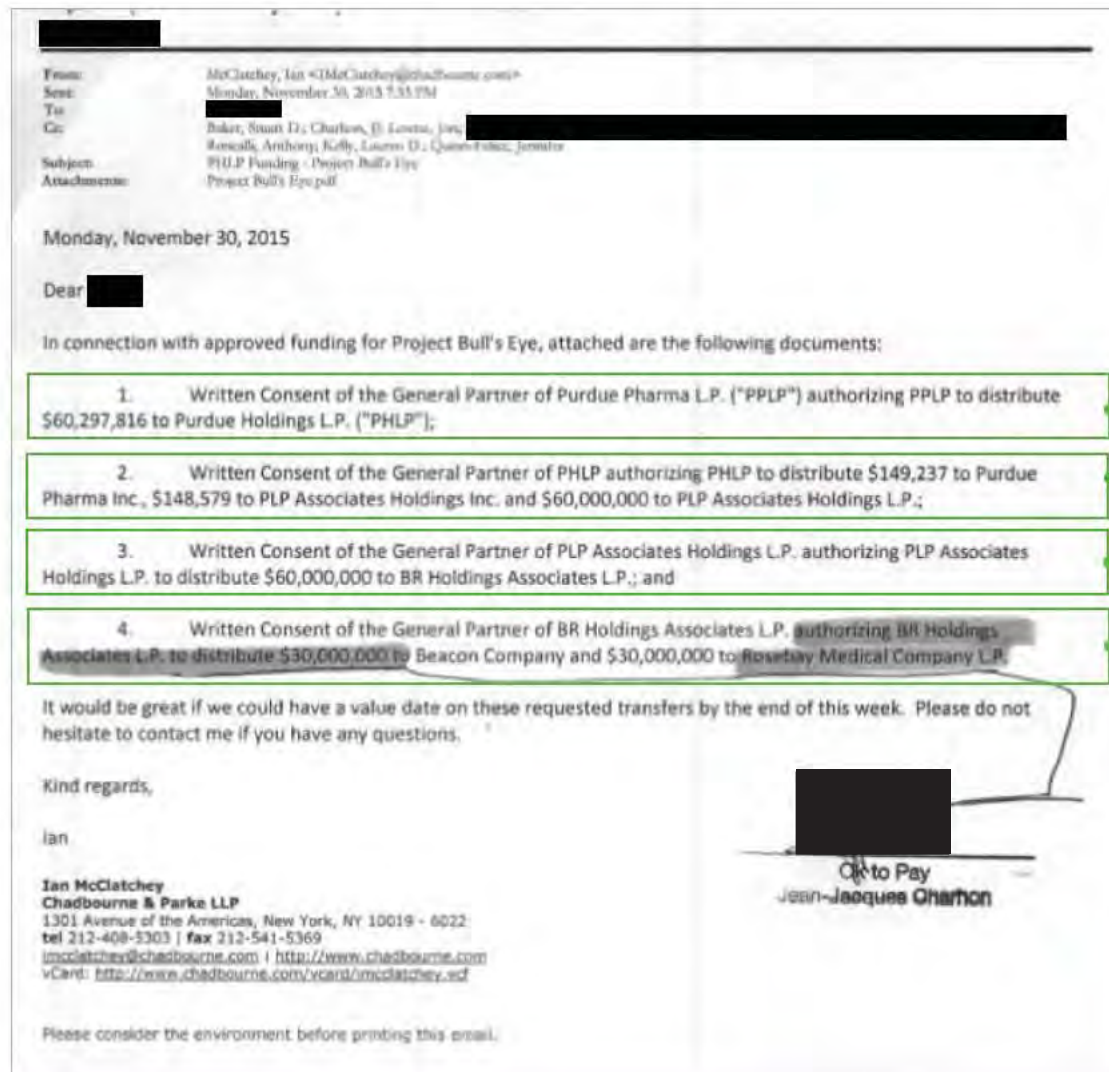
Date: November 30, 2015

BR HOLDINGS ASSOCIATES L.P.
by its general partner,
BR Holdings Associates Inc.
By: [Redacted]
Stuart D. Baker
Vice President

Transfer #3: Confirmation of \$60M transfer from PLP Associates Holdings L.P. to BR Holdings Associates L.P.

Transfers #4A and #4B: Authorization for \$30M transfers from BR Holdings Associates L.P. to Beacon Company and Rosebay Medical Company L.P., totaling \$60M in distributions.

Selection 3 – Ex-US Cash Distribution to Beacon Company and Rosebay Medical Company L.P., December 2015 (cont'd)



Transfer #1: Authorization for \$60,297,816 transfer from Purdue Pharma L.P. to Purdue Holdings L.P.

Transfers #2A, #2B, and #2C: Authorization for transfers from Purdue Holdings L.P. to Purdue Pharma Inc., PLP Associates Holdings Inc., and PLP Associates Holdings L.P.

Transfer #3: Authorization for \$60M transfer from PLP Associates Holdings L.P. to BR Holdings Associates L.P.

Transfers #4A and #4B: Authorization for \$30M transfers from BR Holdings Associates L.P. to Beacon Company and Rosebay Medical Company L.P., totaling \$60M in distributions.

Selection 3 – Ex-US Cash Distribution to Beacon Company and Rosebay Medical Company L.P., December 2015 (cont'd)

PURDUE PHARMA L.P.
** All values are subject to verification and adjustments. **
Payment Report - Detail Payment Release Date: Today

Account Name: BR HOLDINGS ASSOCIATES LP
 Account Number: [REDACTED]
 Currency: USD US DOLLAR
 Bank: 02100002 - JPMORGAN CHASE NEW YORK
 ACH Company Name-ID: BR HOLDINGS [REDACTED]

Creation Method: From Template, Online Template Name: BR-Beacon Co Template Type: Standard

Status: Completed

PAYMENT INFORMATION

From Account: [REDACTED] Account Currency: USD Account Name: BR HOLDINGS ASSOCIATES LP
 Bank: 02100002 - JPMORGAN CHASE NEW YORK

Payment Method: Bank Transfer Value Date: 12/03/2015 Bank to Bank Transfer: No
 Payment Amount: USD 30,000,000.00 Bank Reference: [REDACTED]
 Payment ID: 17578597 Settlement Reference: [REDACTED]

BENEFICIARY

Beneficiary ID: [REDACTED] Address: US - UNITED STATES
 Beneficiary ID Type: JPM US Account
 Beneficiary Name: Beacon Co

REFERENCE INFORMATION

PAYMENT DETAILS
 Distribution

BANK TO BANK

Correspondent Bank Charges: Remitter Priority Payment: NO

HISTORY

Event	Date / Time	Actioned By	User ID / Approval Category	Additional Information
Completed	12/03/2015 12:45 PM EST	System	System	
Delivered	12/03/2015 12:44 PM EST	System	System	
Revised	12/03/2015 12:42 PM EST	[REDACTED]	[REDACTED]	
Digital Signature	12/03/2015 12:42 PM EST	[REDACTED]	[REDACTED]	
Approved	12/03/2015 12:34 PM EST	[REDACTED]	[REDACTED]	
Submitted	12/01/2015 10:07 AM EST	[REDACTED]	[REDACTED]	Created from Template: BR-Beacon Co

Transfer #4A: Confirmation for \$30M transfer from BR Holdings Associates L.P. to Beacon Company.

Selection 3 – Ex-US Cash Distribution to Beacon Company and Rosebay Medical Company L.P., December 2015 (cont'd)

Transfer #4B: Confirmation for \$30M transfer from BR Holdings Associates L.P. to Rosebay Medical Company L.P.

PURDUE PHARMA L.P.
** All values are subject to verification and adjustments. **
 Payment Report - Detail Payment Release Date: Today

Creation Method: From Template, Online Template Name: BR Rosebay Template Type: Standard
 Status: Completed

PAYMENT INFORMATION

From Account: [REDACTED] Account Currency: USD Account Name: BR HOLDINGS ASSOCIATES LP
 Bank: 021000222 - JPMORGAN CHASE NEW YORK

Payment Method: Bank Transfer Value Date: 12/09/2015 Bank to Bank Transfer: No
 Payment Amount: USD 30,000,000.00 Bank Reference: [REDACTED]
 Payment ID: 17670384 [REDACTED]

BENEFICIARY

Beneficiary ID: [REDACTED] Address: US - UNITED STATES
 Beneficiary ID Type: JPM US Account
 Beneficiary Name: Rosebay Medical Co LP

REFERENCE INFORMATION

PAYMENT DETAILS
 Distribution

BANK TO BANK
 Correspondent Bank Charges: Priority Payment: NO

HISTORY

Event	Date / Time	Actioned By	User ID / Approval Category	Additional Information
Completed	12/09/2015 12:45 PM EST	System	System	
Submitted	12/09/2015 12:44 PM EST	System	System	
Present	12/09/2015 12:41 PM EST	[REDACTED]	[REDACTED]	
Eight Signatures	12/09/2015 12:40 PM EST	[REDACTED]	[REDACTED]	
Approved	12/09/2015 12:39 PM EST	[REDACTED]	[REDACTED]	
Submitted	12/01/2015 10:01 AM EST	[REDACTED]	[REDACTED]	Created from Template: BR Rosebay

BOOK TRANSFER PAYMENT	Total Payments: CCY	Payment Amount: CCY	Debit Amount
Bank Transfer Payment - Completed	2 USD	30,000,000.00	0.00
BOOK TRANSFER PAYMENT TOTALS	2 USD	30,000,000.00	0.00

END OF REPORT

Payment Report - Detail
 Created On: 12/09/2015 03:01 PM EST Page 10 of 10

Selection 3 – Ex-US Cash Distribution to Beacon Company and Rosebay Medical Company L.P., December 2015 (cont'd)

CHASE
 JPMorgan Chase Bank, N.A.
 Northeast Market
 P O Box 659754
 San Antonio, TX 78265 - 9754

December 01, 2015 through December 31, 2015
 Account Number: [REDACTED]

Customer Service Information
 If you have any questions about your statement, please contact your Customer Service Professional.

00078844 WBS 802 211 00116 NNNNNNNNNN 1 000000000 80 0000
PURDUE HOLDINGS L P
 1 STAMFORD FORUM
 STAMFORD CT 06901-3516

Deposits and Credits

Ledger Date	Description	Amount
12/03	Book Transfer Credit B/O: Purdue Pharma L P Stamford CT 06901-3431 Ref: Distribution Trn: [REDACTED] YOUR REF: ATS OF 15/12/02	\$60,297,816.00

Transfer #1: \$60,297,816 transfer from Purdue Pharma L.P. to Purdue Holdings L.P.

Withdrawals and Debits

Ledger Date	Description	Amount
12/03	Book Transfer Debit A/C: Plp Associates Holdings L P Stamford CT 06901-3431 Ref: Distribution Trn: [REDACTED] YOUR REF: NONREF	\$60,000,000.00
12/03	Chips Debit Via: Hsbc Bank USA, N.A./0108 A/C: Hsbc Singapore Singapore 049320 Ben: Mundipharma Singapore Holding Pte Sg Ref: Preferred Shares Ssn: [REDACTED] Trn: [REDACTED] YOUR REF: NONREF	2,100,000.00
12/03	Orig CO Name:Holdings Orig ID:[REDACTED] Desc Date:151203 CO Entry Descr:Corp Pay Sec:CCD Trace#[REDACTED] Eed:151203 Ind ID:[REDACTED] Ind Name:Holdings Trn:[REDACTED]	149,237.00
12/03	Orig CO Name:Holdings Orig ID:[REDACTED] Desc Date:151203 CO Entry Descr:Corp Pay Sec:CCD Trace#[REDACTED] Eed:151203 Ind ID:[REDACTED] Ind Name:Holdings Trn:[REDACTED]	148,579.00

Transfer #2C: \$60,000,000 transfer from Purdue Holdings L.P. to PLP Associates Holdings L.P.

Transfer #2A: \$149,237 transfer from Purdue Holdings L.P. to Purdue Pharma Inc.

Transfer #2B: \$148,579 transfer from Purdue Holdings L.P. to PLP Associates Holdings Inc.

Selection 3 – Ex-US Cash Distribution to Beacon Company and Rosebay Medical Company L.P., December 2015 (cont'd)

CHASE

JPMorgan Chase Bank, N.A.
 Northeast Market
 P O Box 659754
 San Antonio, TX 78265 - 9754

December 01, 2015 through December 31, 2015
 Account Number: XXXXXXXXXX

Customer Service Information

If you have any questions about your statement, please contact your Customer Service Professional.

00033035 WBS 802 211 00116 NNNNNNNNNN 1 000000000 80 0000

PLP ASSOCIATES HOLDINGS L P
 ATTN ACCOUNTING SERVICES
 ONE STAMFORD FORUM
 STAMFORD CT 06901-3516

Deposits and Credits

Ledger Date	Description	Amount
12/03	Book Transfer Credit B/O: Purdue Holdings L P Stamford CT 06901-3516 Ref: Distribution Trn: XXXXXXXXXX YOUR REF: ATS OF 15/12/02	\$60,000,000.00
12/22	Orig CO Name:Holdings Orig ID: XXXXXXXXXX Desc Date:151222 CO Entry Descr:Corp Pay Sec:CCD Trace#: XXXXXXXXXX Eed:151222 Ind ID: XXXXXXXXXX Ind Name:Plp Assoc Holdings Lp Funding Trn:	196,000.00
Total		\$60,196,000.00

Transfer #2C: \$60,000,000 transfer from Purdue Holdings L.P. to PLP Associates Holdings L.P.

Withdrawals and Debits

Ledger Date	Description	Amount
12/03	Book Transfer Debit A/C: Br Holdings Associates L.P. Stamford CT 06901-3516 Ref: Distribution Trn: XXXXXXXXXX YOUR REF: NONREF	\$60,000,000.00

Transfer #3: \$60,000,000 transfer from PLP Associates Holdings L.P. to BR Holdings Associates L.P.


Selection 3 – Ex-US Cash Distribution to Beacon Company and Rosebay Medical Company L.P., December 2015 (cont'd)

CHASE
 JPMorgan Chase Bank, N.A.
 Northeast Market
 P O Box 659754
 San Antonio, TX 78265 - 9754

December 01, 2015 through December 31, 2015
Account Number: [REDACTED]

Customer Service Information

If you have any questions about your statement, please contact your Customer Service Professional.



00078884 WBS 802 211 00116 NNNNNNNNNNN 1 000000000 80 0000

BR HOLDINGS ASSOCIATES L.P.
 1 STAMFORD FORUM
 STAMFORD CT 06901-3516

Deposits and Credits

Ledger Date	Value Date	Description	Amount
12/03		Book Transfer Credit B/O: Plp Associates Holdings L P Stamford CT 06901-3431 Ref: Distribution Trn: [REDACTED] YOUR REF: ATS OF 15/12/02	\$60,000,000.00

Transfer #3: \$60,000,000 transfer from PLP Associates Holdings L.P. to BR Holdings Associates L.P.

Withdrawals and Debits

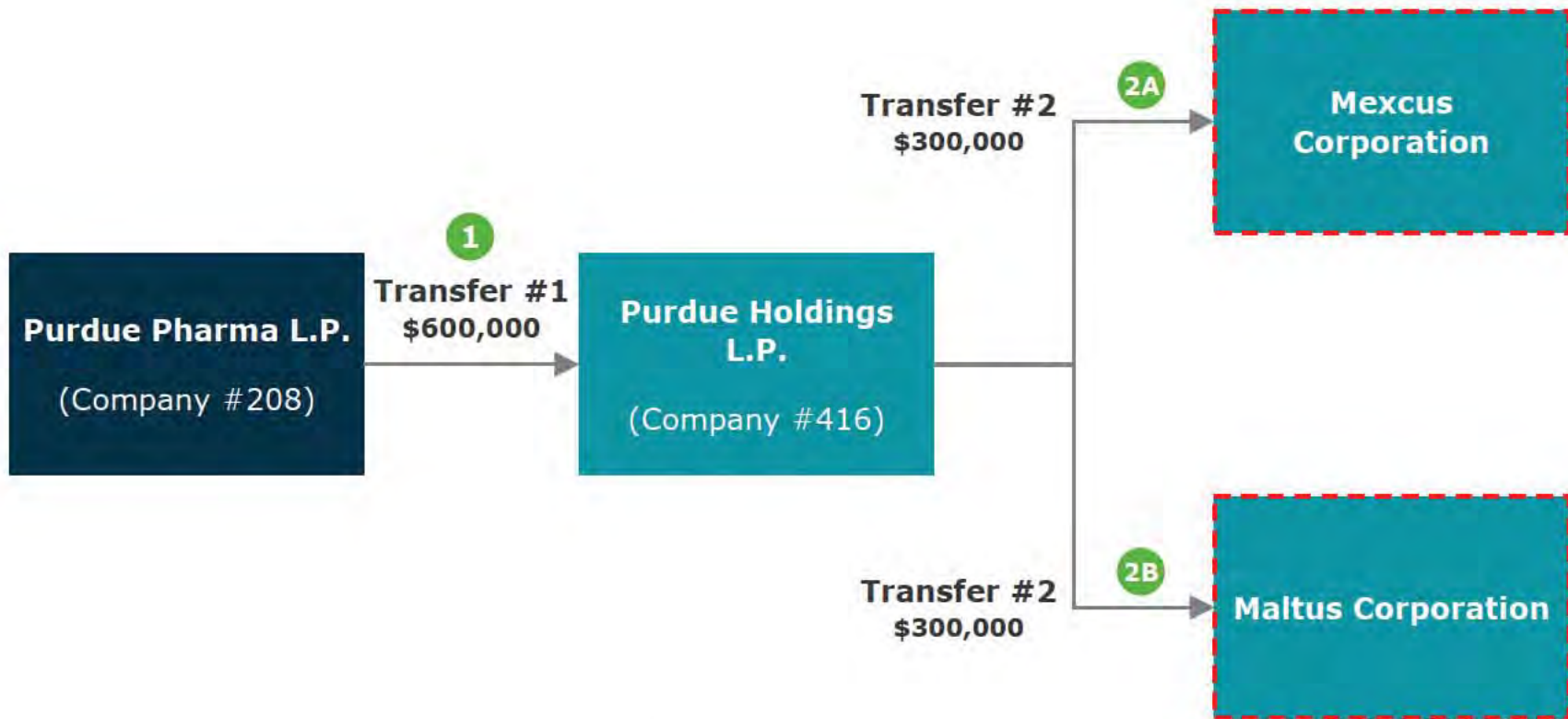
Ledger Date	Value Date	Description	Amount
12/03		Book Transfer Debit A/C: Rosebay Medical CO L P Oklahoma City OK 73134-2617 Ref: Distribution Trn: [REDACTED] YOUR REF: NONREF	\$30,000,000.00
12/03		Book Transfer Debit A/C: Beacon CO Zurich Switzerland Ch-80-55 Ref: Distribution Trn: [REDACTED] YOUR REF: NONREF	30,000,000.00

Transfers #4A and #4B: \$30,000,000 transfers from BR Holdings Associates L.P. to Beacon Company and Rosebay Medical Company L.P.

AlixPartners

Selection 4 Purdue Ex-US Cash Distributions (2016)

Selection 4 – Ex-US Cash Distribution to Mexcus Corp and Maltus Corp, July 2016



Note: Per email instructions, \$300,000 was subsequently sent by each Mexcus Corporation and Maltus Corporation to Mundipharma Mexico. However, since books and records for Mexcus, Maltus and Mundipharma Mexico are not maintained by Purdue, these subsequent transactions cannot be identified using Purdue's books and records.

Purdue **Affiliated Entity - Books and Records Maintained in the same SAP System as Purdue** **Affiliated Entity - Books and Records not Maintained in the same SAP System as Purdue**

Selection 4 – Ex-US Cash Distribution to Mexcus Corp and Maltus Corp, July 2016 (cont'd)

G/L account document							
Overall No. 0100000746416 16 Doc. Currency USD							
CoCd	DocumentNo	Year	Type	Doc. Date	Pstng Date	Reference	Crcy
Itm	PK	Account	Account short text	Assignment	Tx	Amount	Text
208	100159793	2016	SA	01.08.2016	28.07.2016	CWS	USD
1	50	100010	Cash Concentration	20160801		4.410.000,00-	CORP PAY
2	50	100010	Cash Concentration	20160801		600.000,00-	CORP PAY
3	50	100010	Cash Concentration	20160801		492.432,00-	CORP PAY
4	50	100010	Cash Concentration	20160801		1.000.000,00-	CORP PAY
5	40	102416	Purdue Holdings LP	20160801		6.502.432,00	
416	100000746	2016	SA	01.08.2016	28.07.2016	CWS	USD
1	40	100010	Cash Concentration	20160801		4.410.000,00	CORP PAY
2	40	100010	Cash Concentration	20160801		600.000,00	CORP PAY
3	40	100010	Cash Concentration	20160801		492.432,00	CORP PAY
4	50	100010	Cash Concentration	20160801		4.410.000,00-	CORP PAY
5	50	100010	Cash Concentration	20160801		490.000,00-	CORP PAY
6	50	100010	Cash Concentration	20160801		300.000,00-	CORP PAY
7	50	100010	Cash Concentration	20160801		300.000,00-	CORP PAY
8	50	100010	Cash Concentration	20160801		1.219,00-	CORP PAY
9	50	100010	Cash Concentration	20160801		1.213,00-	CORP PAY
10	40	100010	Cash Concentration	20160801		1.000.000,00	CORP PAY
11	50	100010	Cash Concentration	20160801		1.000.000,00-	CORP PAY
12	40	302042	Dist #42 PP Inc	20160801		4.410.000,00	CORP PAY
13	40	302042	Dist #42 PP Inc	20160801		490.000,00	CORP PAY
14	40	302042	Dist #42 PP Inc	20160801		300.000,00	CORP PAY
15	40	302042	Dist #42 PP Inc	20160801		300.000,00	CORP PAY
16	40	302042	Dist #42 PP Inc	20160801		1.219,00	CORP PAY
17	40	302042	Dist #42 PP Inc	20160801		1.213,00	CORP PAY
18	40	302042	Dist #42 PP Inc	20160801		1.000.000,00	CORP PAY
19	50	102208	Purdue Pharma L.P.	20160801		6.502.432,00-	

Transfer #1: \$600,000 transfer from Purdue Pharma L.P. to Purdue Holdings L.P.

Transfers #2A and #2B: \$300,000 transfers from Purdue Holdings L.P. to Mexcus Corporation and Maltus Corporation, totaling \$600,000.

Selection 4 – Ex-US Cash Distribution to Mexcus Corp and Maltus Corp, July 2016 (cont'd)

Item	PK	Account	Account short text	Cost Ctr	Profit Ctr	Order	Tx	Amount	Text
1	50	100010	Cash Concentration		GEN			300,000.00-	Transfer #2A: \$300,000 transfer from Purdue Holdings L.P. to Mexcus Corporation.
2	25	1033026	MEXCUS CORPORATION		GEN			300,000.00	

Item	PK	Account	Account short text	Cost Ctr	Profit Ctr	Order	Tx	Amount	Text
1	50	100010	Cash Concentration		GEN			300,000.00-	Transfer #2B: \$300,000 transfer from Purdue Holdings L.P. to Maltus Corporation.
2	25	1033027	MALTUS CORPORATION		GEN			300,000.00	

Selection 4 – Ex-US Cash Distribution to Mexcus Corp and Maltus Corp, July 2016 (cont'd)

From: McClatchey, Ian (mailto:IMcClatchey@chadbourne.com)
Sent: Friday, July 22, 2016 4:45 PM
To: [REDACTED]
Cc: Baker, Stuart D.; Charhon, JJ; Lowrie, Jon; [REDACTED]; Roncalli, Anthony; Kelly, Lauren D.; Kendall, Gareth; Quinn-Felice, Jennifer
Subject: PHLP 2016 Funding - Mundipharma Mexico

Friday, July 22, 2016

Dear [REDACTED]

Attached are the approvals for Purdue Pharma L.P. to distribute \$600,000 to Purdue Holdings L.P., and for Purdue Holdings L.P. in turn to subscribe for (i) 1,000 preferred shares of Mexcus Corporation, a British Virgin Islands company ("Mexcus"), for a subscription price of \$300,000; and (ii) 1,000 preferred shares of Maltus Corporation, a British Virgin Islands company ("Maltus"), for a subscription price of \$300,000. For your information, Mexcus and Maltus will fund payments in connection with Mundipharma Mexico.

In accordance with the foregoing, please arrange for the following wire transfers from the account of Purdue Holdings L.P. without charges for the beneficiary:

Amount:	\$300,000
Account Name:	Mexcus Corporation
Account Number:	[REDACTED]
Bank Name:	JPMorgan Chase Bank, N.A.
Bank Address:	270 Park Avenue; New York, New York 10017
ABA Number:	021000021
SWIFT Code:	CHASUS33
Reference:	1,000 Preferred Shares

Amount:	\$300,000
Account Name:	Maltus Corporation
Account Number:	[REDACTED]
Bank Name:	JPMorgan Chase Bank, N.A.
Bank Address:	270 Park Avenue; New York, New York 10017
ABA Number:	021000021
SWIFT Code:	CHASUS33
Reference:	1,000 Preferred Shares

Please note that we have been asked to provide a value date for these transfers as soon as possible.

Kind regards,

(X) Policy Policy

Transfers #2A and #2B:
Approvals for \$300,000 transfers from Purdue Holdings L.P. to each of Mexcus Corporation and Maltus Corporation.

Transfer #2A: Wire instructions for \$300,000 transfer from Purdue Holdings L.P. to Mexcus Corporation.

Transfer #2B: Wire instructions for \$300,000 transfer from Purdue Holdings L.P. to Maltus Corporation.

Selection 4 – Ex-US Cash Distribution to Mexcus Corp and Maltus Corp, July 2016 (cont'd)

PURDUE PHARMA L.P.
 ** All values are subject to verification and adjustments. **
Payment Report - Detail **Payment Release Date: Today**

Creation Method: From Template **Template Name:** Mexcus Corp

Status: Released

PAYMENT INFORMATION

Method/Description: ACH Corporate/Vendor Payments	Value Date: 07/25/2016	Payment Amount: USD 300,000.00 CR
Payment ID: 486504433	Descriptive Date: 160725	Batch Description: CORP PAY

From Account: [REDACTED] **Account Name:** PURDUE HOLDINGS LP

Bank: 021000021 - JP MORGAN CHASE NEW YORK **Company Name:** HOLDINGS **Country ID:** [REDACTED]

BENEFICIARIES

Beneficiary Name	Beneficiary ID	Account / Type	Bank ABA	Payment ID	DD	Amount
Mexcus Corporation	[REDACTED]	[REDACTED]	021000021	486504433		300,000.00 CR

Payment Details: Purchase of 1,000 Preferred Shares

HISTORY

Event	Date / Time	Actioned By	User ID / Approval Category	Additional Information
Released	07/25/2016 03:43 PM EDT	[REDACTED]	[REDACTED]	
Digital Signature	07/25/2016 03:43 PM EDT	[REDACTED]	[REDACTED]	
Approved	07/25/2016 03:39 PM EDT	[REDACTED]	[REDACTED]	
Submitted	07/25/2016 11:38 AM EDT	[REDACTED]	[REDACTED]	Created from Template: Mexcus Corp

ACH	Total Credits / Debits	Credit Amount	CCY	Debit Amount
ACH Corporate/Vendor Payments - Delivered	4 / 0	4,902,432.00	USD	0.00
ACH Corporate/Vendor Payments - Released	2 / 0	600,000.00	USD	0.00
ACH Corporate/Vendor Payments TOTALS	6 / 0	5,502,432.00	USD	0.00
ACH TOTALS	6 / 0	5,502,432.00	USD	0.00

Transfer #2A: Confirmation for \$300,000 transfer from Purdue Holdings L.P. to Mexcus Corporation.

Selection 4 – Ex-US Cash Distribution to Mexcus Corp and Maltus Corp, July 2016 (cont'd)

PURDUE PHARMA L.P.
 ** All values are subject to verification and adjustments. **
Payment Report - Detail **Payment Release Date: Today**

Creation Method From Template **Template Name** Maltus Corp

Status Released

PAYMENT INFORMATION

Method/Description ACH Corporate/Vendor Payments	Value Date 07/25/2016	Payment Amount USD 300,000.00 CR
Payment ID 486504431	Descriptive Date 160725	Batch Description CORP PAY

From Account [REDACTED] **Account Name** PURDUE HOLDINGS LP
Bank 021000021 - JP MORGAN CHASE NEW YORK **Company Name** HOLDINGS **Company ID** [REDACTED]

BENEFICIARIES

Beneficiary Name	Beneficiary ID	Account / Type	Bank ABA	Payment ID	DD	Amount
Maltus Corporation	[REDACTED]	[REDACTED]	021000021	486504431		300,000.00 CR

Payment Details: Purchase of 1,000 Preferred Shares

HISTORY

Event	Date / Time	Actioned By	User ID / Approval Category	Additional Information
Released	07/25/2016 03:43 PM EDT	[REDACTED]	[REDACTED]	
Digital Signature	07/25/2016 03:43 PM EDT	[REDACTED]	[REDACTED]	
Approved	07/25/2016 03:38 PM EDT	[REDACTED]	[REDACTED]	
Submitted	07/25/2016 11:38 AM EDT	[REDACTED]	[REDACTED]	Created from Template: Maltus Corp

Transfer #2B: Confirmation for \$300,000 transfer from Purdue Holdings L.P. to Maltus Corporation.

Selection 4 – Ex-US Cash Distribution to Mexcus Corp and Maltus Corp, July 2016 (cont'd)



JPMorgan Chase Bank, N.A.
 Northeast Market
 P O Box 659754
 San Antonio, TX 78265 - 9754

July 01, 2016 through July 29, 2016
 Account Number [REDACTED]

Customer Service Information

If you have any questions about your statement, please contact your Customer Service Professional.

00074249 WBS 802 211 21216 NNNNNNNNNN 1 00000000 80 0000


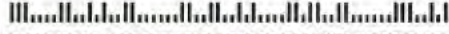
PURDUE HOLDINGS L P
 1 STAMFORD FORUM
 STAMFORD CT 06901-3516

Transfer #1: \$600,000 transfer from Purdue Pharma L.P. to Purdue Holdings L.P.

Deposits and Credits

Ledger Date	Description	Amount
07/01	Book Transfer Credit B/O: Purdue Pharma L P Stamford CT 06901-3431 Ref: Distribution Tr: [REDACTED] YOUR REF: ATS OF 16/07/01	\$14,069,490.00
07/12	Book Transfer Credit B/O: Purdue Pharma L P Stamford CT 06901-3431 Ref: Distribution Tr: [REDACTED] YOUR REF: ATS OF 16/07/12	6,000,000.00
07/25	Orig CO Name:Purdue Pharma Lp Orig ID:[REDACTED] Desc Date:160725 CO Entry Descr:Corp Pay Sec:CCD Trace#[REDACTED] Eed:160725 Ind ID:[REDACTED] Ind Name:Purdue Holdings Lp Funding Tr:[REDACTED]	4,410,000.00
07/25	Orig CO Name:Purdue Pharma Lp Orig ID:[REDACTED] Desc Date:160725 CO Entry Descr:Corp Pay Sec:CCD Trace#[REDACTED] Eed:160725 Ind ID:[REDACTED] Ind Name:Purdue Holdings Lp Funding Tr:[REDACTED]	600,000.00
07/25	Orig CO Name:Purdue Pharma Lp Orig ID:[REDACTED] Desc Date:160725 CO Entry Descr:Corp Pay Sec:CCD Trace#[REDACTED] Eed:160725 Ind ID:[REDACTED] Ind Name:Purdue Holdings Lp Funding Tr:[REDACTED]	492,432.00

Selection 4 – Ex-US Cash Distribution to Mexcus Corp and Maltus Corp, July 2016 (cont'd)

CHASE 		July 01, 2016 through July 29, 2016
JPMorgan Chase Bank, N.A. Northeast Market P O Box 659754 San Antonio, TX 78265 - 9754		Account Number: XXXXXXXXXXXXXXXXXXXX
 000742349 WDS 802 211 21216 NNNNNNNNNNN 1 000000000 80 0000		Customer Service Information If you have any questions about your statement, please contact your Customer Service Professional.
PURDUE HOLDINGS L P 1 STAMFORD FORUM STAMFORD CT 06901-3516		
Withdrawals and Debits		
Ledger Date	Description	Amount
07/01	Book Transfer Debit A/C: Pip Associates Holdings L P Stamford CT 06901-3431 Ref: Distribution Trn: XXXXXXXXXXXX YOUR REF: NONREF	514,000,000.00
07/01	Orig CO Name:Holdings Orig ID: XXXXXXXXXX Desc Date:160701 CO Entry Descr:Corp Pay Sec:CCD Trace#: XXXXXXXXXX Eod:160701 Ind ID: XXXXXXXXXX Ind Name:Holdings Trn: XXXXXXXXXX	34,822.00
07/01	Orig CO Name:Holdings Orig ID: XXXXXXXXXX Desc Date:160701 CO Entry Descr:Corp Pay Sec:CCD Trace#: XXXXXXXXXX Eod:160701 Ind ID: XXXXXXXXXX Ind Name:Holdings Trn: XXXXXXXXXX	34,668.00
07/12	Book Transfer Debit A/C: Boetti Corporation New York NY 10019- Ref: Purchase 1,000 Preferred Sharos Trn: XXXXXXXXXXXX YOUR REF: NONREF	3,000,000.00
07/12	Book Transfer Debit A/C: Bokinl Corporation New York NY 10019- Ref: Purchase 1,000 Preferred Shares Trn: XXXXXXXXXXXX YOUR REF: NONREF	3,000,000.00
07/15	Account Analysis Settlement Charge	5,862.95
07/25	Orig CO Name:Holdings Orig ID: XXXXXXXXXX Desc Date:160725 CO Entry Descr:Corp Pay Sec:CCD Trace#: XXXXXXXXXX Eod:160725 Ind ID: XXXXXXXXXX Ind Name:Holdings Trn: XXXXXXXXXX	4,410,000.00
07/25	Orig CO Name:Holdings Orig ID: XXXXXXXXXX Desc Date:160725 CO Entry Descr:Corp Pay Sec:CCD Trace#: XXXXXXXXXX Eod:160725 Ind ID: XXXXXXXXXX Ind Name:Holdings Trn: XXXXXXXXXX	490,000.00
07/25	Orig CO Name:Holdings Orig ID: XXXXXXXXXX Desc Date:160725 CO Entry Descr:Corp Pay Sec:CCD Trace#: XXXXXXXXXX Eod:160725 Ind ID: XXXXXXXXXX Ind Name:Holdings Trn: XXXXXXXXXX	300,000.00
07/25	Orig CO Name:Holdings Orig ID: XXXXXXXXXX Desc Date:160725 CO Entry Descr:Corp Pay Sec:CCD Trace#: XXXXXXXXXX Eod:160725 Ind ID: XXXXXXXXXX Ind Name:Holdings Trn: XXXXXXXXXX	300,000.00

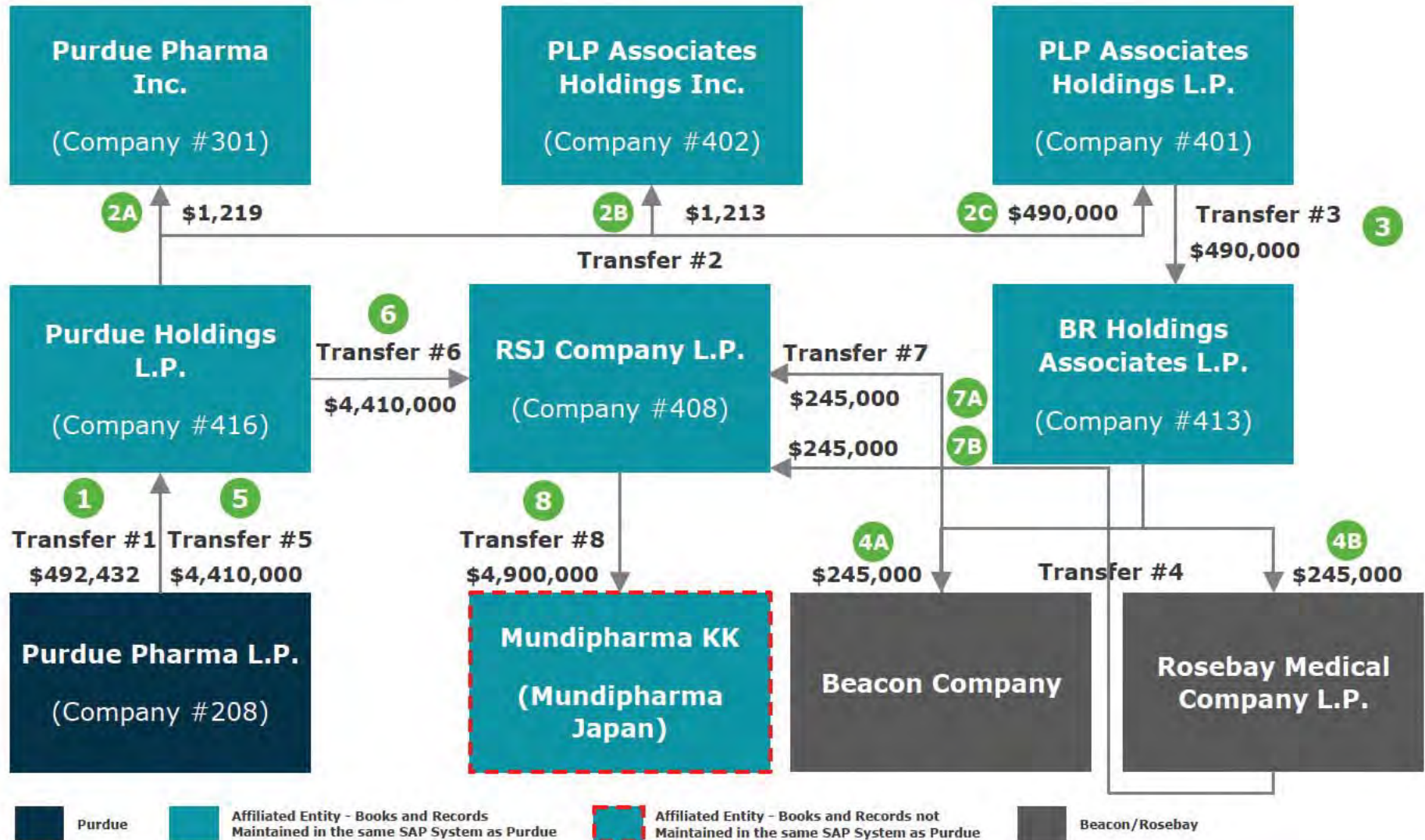
Transfers #2A and #2B: \$300,000 transfers from Purdue Holdings L.P. to each of Mexcus Corporation and Maltus Corporation.

Source: J.P. Morgan Chase monthly bank statement for Purdue Holdings L.P., July 2016

AlixPartners

Selection 5 Purdue Ex-US Cash Distributions (2016)

Selection 5 – Ex-US Cash Distribution to Mundipharma KK (aka Mundipharma Japan), July 2016



Selection 5 – Ex-US Cash Distribution to Mundipharma KK (aka Mundipharma Japan), July 2016 (cont'd)

Item	PK	Account	Account short text	Cost Ctr	Profit Ctr	Order	Tx	Amount	Text
1	50	100010	Cash Concentration		GEN			4,410,000.00	CORP PAY
2	50	100010	Cash Concentration		GEN			600,000.00	CORP PAY
3	50	100010	Cash Concentration		GEN			492,432.00	CORP PAY
4	50	100010	Cash Concentration		GEN			1,000,000.00	CORP PAY
5	40	102416	Purdue Holdings LP		GEN			6,502,432.00	

Item	PK	Account	Account short text	Cost Ctr	Profit Ctr	Order	Tx	Amount	Text
1	40	100010	Cash Concentration		GEN			4,410,000.00	CORP PAY
2	40	100010	Cash Concentration		GEN			600,000.00	CORP PAY
3	40	100010	Cash Concentration		GEN			492,432.00	CORP PAY
4	50	100010	Cash Concentration		GEN			4,410,000.00	CORP PAY
5	50	100010	Cash Concentration		GEN			490,000.00	CORP PAY
6	50	100010	Cash Concentration		GEN			300,000.00	CORP PAY
7	50	100010	Cash Concentration		GEN			300,000.00	CORP PAY
8	50	100010	Cash Concentration		GEN			1,219.00	CORP PAY
9	50	100010	Cash Concentration		GEN			1,213.00	CORP PAY
10	40	100010	Cash Concentration		GEN			1,000,000.00	CORP PAY
11	50	100010	Cash Concentration		GEN			1,000,000.00	CORP PAY
12	40	302042	Dist #42 PP Inc		GEN			4,410,000.00	CORP PAY
13	40	302042	Dist #42 PP Inc		GEN			490,000.00	CORP PAY
14	40	302042	Dist #42 PP Inc		GEN			300,000.00	CORP PAY
15	40	302042	Dist #42 PP Inc		GEN			300,000.00	CORP PAY
16	40	302042	Dist #42 PP Inc		GEN			1,219.00	CORP PAY
17	40	302042	Dist #42 PP Inc		GEN			1,213.00	CORP PAY
18	40	302042	Dist #42 PP Inc		GEN			1,000,000.00	CORP PAY
19	50	102208	Purdue Pharma L.P.		GEN			6,502,432.00	

Item	PK	Account	Account short text	Cost Ctr	Profit Ctr	Order	Tx	Amount	Text
1	50	100010	Cash Concentration		GEN			4,410,000.00	CORP PAY
2	50	100010	Cash Concentration		GEN			600,000.00	CORP PAY
3	50	100010	Cash Concentration		GEN			492,432.00	CORP PAY
4	50	100010	Cash Concentration		GEN			1,000,000.00	CORP PAY
5	40	102416	Purdue Holdings LP		GEN			6,502,432.00	

Transfer #5: \$4.41M transfer from Purdue Pharma L.P. to Purdue Holdings L.P.

Transfer #1: \$492,432 transfer from Purdue Pharma L.P. to Purdue Holdings L.P.

Transfer #6: \$4.41M transfer from Purdue Holdings L.P. to RSJ Company L.P.

Transfer #2A: \$1,219 transfer from Purdue Holdings L.P. to Purdue Pharma Inc.

Transfer #2B: \$1,213 transfer from Purdue Holdings L.P. to PLP Associates Holdings Inc.

Transfer #2C: \$490,000 transfer from Purdue Holdings L.P. to PLP Associates Holdings L.P.

Selection 5 – Ex-US Cash Distribution to Mundipharma KK (aka Mundipharma Japan), July 2016 (cont'd)

Doc.Type : SA (G/L account document) Normal document									
Doc. Number	100001376	Company Code	301	Fiscal Year	2016				
Doc. Date	08/01/2016	Posting Date	07/28/2016	Period	07				
Calculate Tax	<input type="checkbox"/>								
Ref.Doc.	CWS								
Doc. Currency	USD								
Doc. Hdr Text	CTW301 07222016-07282016								

Itm	PK	Account	Account short text	Cost Ctr	Profit Ctr	Order	Tx	Amount	Text
1	40	100010	Cash Concentration		GEN			1,219.00	CORP PAY
2	50	107416	Invest - PH LP		GEN			1,219.00-	CORP PAY

Transfer #2A: \$1,219 transfer from Purdue Holdings L.P. to Purdue Pharma Inc.

Doc.Type : SA (G/L account document) Normal document									
Doc. Number	100000962	Company Code	402	Fiscal Year	2016				
Doc. Date	08/01/2016	Posting Date	07/28/2016	Period	07				
Calculate Tax	<input type="checkbox"/>								
Ref.Doc.	CWS								
Doc. Currency	USD								
Doc. Hdr Text	CTW402 07222016-07282016								

Itm	PK	Account	Account short text	Cost Ctr	Profit Ctr	Order	Tx	Amount	Text
1	40	100010	Cash Concentration		GEN			1,213.00	CORP PAY
2	50	107416	Invest - PH LP		GEN			1,213.00-	CORP PAY

Transfer #2B: \$1,213 transfer from Purdue Holdings L.P. to PLP Associates Holdings Inc.

Selection 5 – Ex-US Cash Distribution to Mundipharma KK (aka Mundipharma Japan), July 2016 (cont'd)

Doc.Type : SA (G/L account document) Normal document									
Doc. Number	100001093	Company Code	401	Fiscal Year	2016				
Doc. Date	08/01/2016	Posting Date	07/28/2016	Period	07				
Calculate Tax	<input type="checkbox"/>								
Ref.Doc.	CWS								
Doc. Currency	USD								
Doc. Hdr Text	CTW401 07222016-07282016								
Transfer #2C: \$490,000 transfer from Purdue Holdings L.P. to PLP Associates Holdings L.P.									
Itm	PK	Account	Account short text	Cost Ctr	Profit Ctr	Order	Ix	Amount	Text
1	40	100010	Cash Concentration		GEN			490,000.00	CORP PAY
2	50	100010	Cash Concentration		GEN			490,000.00-	CORP PAY
3	50	107416	Invest - PH LP		GEN			490,000.00	CORP PAY
4	40	302032	Capital #32 Dist BR		GEN			490,000.00	CORP PAY
Doc.Type : SA (G/L account document) Normal document									
Doc. Number	100000837	Company Code	413	Fiscal Year	2016				
Doc. Date	08/01/2016	Posting Date	07/28/2016	Period	07				
Calculate Tax	<input type="checkbox"/>								
Ref.Doc.	CWS								
Doc. Currency	USD								
Doc. Hdr Text	CTW413 07222016-07282016								
Transfer #3: \$490,000 transfer from PLP Associates Holdings L.P. to BR Holdings Associates L.P.									
Itm	PK	Account	Account short text	Cost Ctr	Profit Ctr	Order	Ix	Amount	Text
1	40	100010	Cash Concentration		GEN			490,000.00	CORP PAY
2	50	107401	Invest. PLP Asc.Hold		GEN			490,000.00-	CORP PAY

Selection 5 – Ex-US Cash Distribution to Mundipharma KK (aka Mundipharma Japan), July 2016 (cont'd)

Doc.Type : KZ (Vendor payment) Normal document					
Doc. Number	1500000286	Company Code	413	Fiscal Year	2016
Doc. Date	07/25/2016	Posting Date	07/28/2016	Period	07
Calculate Tax	<input type="checkbox"/>				
Ref.Doc.	WIRE TRANSFER				
Doc. Currency	USD				

Itm	FK	Account	Account short text	Cost Ctr	Profit Ctr	Order	Tx	Amount	Text
1	50	100010	Cash Concentration		GEN			245,000.00-	Transfer #4A: \$245,000 transfer from BR Holdings Associates L.P. to Beacon Company
2	25	1029154	BEACON CO		GEN		245,000.00		

Doc.Type : KZ (Vendor payment) Normal document					
Doc. Number	1500000285	Company Code	413	Fiscal Year	2016
Doc. Date	07/25/2016	Posting Date	07/28/2016	Period	07
Calculate Tax	<input type="checkbox"/>				
Ref.Doc.	WIRE TRANSFER				
Doc. Currency	USD				

Itm	FK	Account	Account short text	Cost Ctr	Profit Ctr	Order	Tx	Amount	Text
1	50	100010	Cash Concentration		GEN			245,000.00-	Transfer #4B: \$245,000 transfer from BR Holdings Associates L.P. to Rosebay Medical Company L.P.
2	25	1016497	ROSEBAY MEDICAL COMP		GEN		245,000.00		

Selection 5 – Ex-US Cash Distribution to Mundipharma KK (aka Mundipharma Japan), July 2016 (cont'd)

Itm	PK	Account	Account short text	Cost Ctr	Profit Ctr	Order	Tx	Amount	Text
1	40	100010	Cash Concentration		GEN			4.410.000,00	HOLDINGS
2	40	100010	Cash Concentration		GEN			245.000,00	ROSEBAY MEDICAL CO L P 14000 QUA
3	40	100010	Cash Concentration		GEN			245.000,00	BEACON CO REVINOVA TREUHAND AG F
4	50	301045	Capital #45 PH LP		GEN			4.410.000,00-	HOLDINGS
5	50	301027	Capital #27Contrib.		GEN			245.000,00	ROSEBAY MEDICAL CO L P 14000 QUA
6	50	301026	Capital #26Contrib.		GEN			245.000,00-	BEACON CO REVINOVA TREUHAND AG F

Itm	PK	Account	Account short text	Cost Ctr	Profit Ctr	Order	Tx	Amount	Text
1	50	100010	Cash Concentration		GEN			4.900.000,00-	
2	25	1018052	MUNDIPHARMA KK		GEN			4.900.000,00	

Doc.Type : SA (G/L account document) Normal document
 Doc. Number 100000479 Company Code 408 Fiscal Year 2016
 Doc. Date 01.08.2016 Posting Date 28.07.2016 Period 07
 Calculate Tax
 Ref.Doc. CWS
 Doc. Currency USD
 Doc. Hdr Text CTW408 07222016-07282016

Transfer #6: \$4.4M transfer from Purdue Holdings L.P. to RSJ Company L.P.

Transfer #7A: \$245K transfer from Beacon Company to RSJ Company L.P.

Transfer #7B: \$245K transfer from Rosebay Medical Company L.P. to RSJ Company L.P.

Transfer #8: \$4.9M transfer from RSJ Company L.P. to Mundipharma KK (Mundipharma Japan).

Selection 5 – Ex-US Cash Distribution to Mundipharma KK (aka Mundipharma Japan), July 2016 (cont'd)

BR HOLDINGS ASSOCIATES L.P.

Written Consent of General Partner

The undersigned, BR Holdings Associates Inc. (the "General Partner"), a New York corporation and the General Partner of BR Holdings Associates L.P., a Delaware limited partnership (the "Partnership"), hereby consents to the taking of the following action and directs that this consent be filed with the records of proceedings of the Partnership:

Transfer #3: \$490,000 transfer from PLP Associates Holdings L.P. to BR Holdings Associates L.P.

WHEREAS, the Partnership is to receive a distribution from PLP Associates Holdings L.P. ("PLP Associates") in the amount of \$490,000 (the "Distribution").

NOW, THEREFORE, be it

RESOLVED, that upon receipt of the Distribution from PLP Associates, the Partnership be and it hereby is authorized to distribute \$245,000 to Beacon Company and \$245,000 to Rosebay Medical Company L.P.

Transfers #4A and #4B: \$245,000 transfers from BR Holdings Associates L.P. to Beacon Company and Rosebay Medical Company L.P., totaling \$490,000

Date: July 22, 2016

BR HOLDINGS ASSOCIATES L.P.,
by its general partner,
BR Holdings Associates Inc.

By _____
Stuart D. Baker
Vice President

Selection 5 – Ex-US Cash Distribution to Mundipharma KK (aka Mundipharma Japan), July 2016 (cont'd)

[REDACTED]

From: [REDACTED]
Sent: Friday, July 22, 2016 4:47 PM
To: [REDACTED]
Cc: [REDACTED]
Subject: FW: PHLP 2016 Funding - Mundipharma Japan
Attachments: Japan Approvals.pdf

Ok to process.

From: McClatchey, Ian [mailto:IMcClatchey@chadbourne.com]
Sent: Friday, July 22, 2016 4:45 PM
To: [REDACTED]
Cc: Baker, Stuart D.; Charhon, JJ; Lowne, Jon; [REDACTED]; Roncalli, Anthony; Kelly, Lauren D.; Kendall, Gareth; Quinn-Felice, Jennifer
Subject: PHLP 2016 Funding - Mundipharma Japan

Friday, July 22, 2016

Dear [REDACTED]

We are in the process of transferring the aggregate amount of \$5,000,000 to Mundipharma Japan to cover its current funding requirements. The breakdown for the \$5,000,000 in funding will be as follows:

- 2% or \$100,000 coming from the shareholders of Mundipharma KK, a Japanese company ("MKK");
- 98% or \$4,900,000 coming from RSJ Company L.P., a Delaware limited partnership ("RSJ Company").

The portion of the funding to come from the shareholders of MKK will be handled separately.

The funding from RSJ Company breaks down as follows:

- \$4,410,000 to be contributed to RSJ Company from Purdue Holdings L.P. ("PHLP");
- \$245,000 to be contributed to RSJ Company from Beacon Company;
- \$245,000 to be contributed to RSJ Company from Rosebay Medical Company L.P.

In accordance with the foregoing, attached are the following consents approving the RSJ Company funding outlined above:

- Purdue Pharma L.P. ("PPLP") Written Consent of General Partner authorizing PPLP to distribute \$492,432 to PHLP;
- PHLP Written Consent of General Partner authorizing PHLP to distribute \$1,219 to Purdue Pharma Inc., \$1,213 to PLP Associates Holdings Inc. and \$490,000 to PLP Associates Holdings L.P.;
- PLP Associates Holdings L.P. Written Consent of General Partner authorizing PLP Associates Holdings L.P. to distribute \$490,000 to BR Holdings Associates L.P. ("BR Holdings");

Transfers #2A, #2B, and #2C: Authorization for the following transfers from Purdue Holdings L.P.:

- \$1,219 to Purdue Pharma Inc.
- \$1,213 to PLP Associates Holdings Inc.
- \$490,000 to PLP Associates Holdings L.P.

Transfer #1: Authorization for \$492,432 transfer from Purdue Pharma L.P. to Purdue Holdings L.P.

Transfer #3: Authorization for \$490,000 transfer from PLP Associates Holdings L.P. to BR Holdings Associates L.P.

Selection 5 – Ex-US Cash Distribution to Mundipharma KK (aka Mundipharma Japan), July 2016 (cont'd)

Transfer #5: Authorization for \$4.41M transfer from Purdue Pharma L.P. to Purdue Holdings L.P.

Transfer #8: Authorization for \$4.9M transfer from RSJ Company L.P. to Mundipharma KK

Transfer #8: Wire instructions for \$4.9M transfer from RSJ Company L.P. to Mundipharma KK

4. BR Holdings Written Consent of General Partner authorizing BR Holdings to distribute \$245,000 to Beacon Company and \$245,000 to Rosebay Medical Company L.P. (each of Beacon Company and Rosebay Medical Company L.P. will in turn contribute these amounts to RSJ Company)

5. PHLP Written Consent of General Partner authorizing PHLP to distribute \$4,410,000 to PHLP

6. PHLP Written Consent of General Partner authorizing PHLP to contribute \$4,410,000 to RSJ Company

7. RSJ Company Written Consent of General Partner authorizing RSJ Company to contribute \$4,900,000 to Mundipharma Japan (as noted above the remaining \$100,000 will be contributed to Mundipharma Japan by the shareholders of MKK).

On the basis of the foregoing please proceed as follows:

1. Distribute the funds up into Beacon Company and into Rosebay Medical Company L.P.
2. When RSJ Company receives the \$245,000 from Beacon Company and the \$245,000 from Rosebay Medical Company L.P., please arrange for the wire transfer from RSJ Company in the amount of \$4,900,000 to the account of Mundipharma Japan as follows:

Account Name:	Mundipharma K.K.
Bank Name:	SunTrust Mitsui Banking Corporation
Branch Name:	Nishiya Branch
Type of Account:	Saving (USD)
SWIFT Code:	SMBCJP33
Account Number:	[REDACTED]

Separately I've written to [REDACTED] and [REDACTED] to advise them to expect to receive their respective \$245,000 and to immediately transfer those funds to RSJ Company upon receipt.

Thanks for keeping me updated on the progress of the funding and advising when the final value date transfer is from RSJ Company to Mundipharma Japan. Please note that we have been asked to fund these payments as soon as possible.

Kind regards,

Jan

Jan McClellan
Chadbourne & Parke LLP
1301 Avenue of the Americas, New York, NY 10105-3000
Tel 212-904-5300 | Fax 212-911-5369
jmccl@chadbourne.com | http://www.chadbourne.com
© 2016 Chadbourne & Parke LLP. All rights reserved.

Please consider the environment before printing this email.

This e-mail, and any attachments thereto, is intended only for the individual(s) named herein and may contain legally privileged and/or confidential information. If you are not the intended recipient of this e-mail, you are hereby notified that any dissemination, distribution or copying of this e-mail, and any attachments thereto, is strictly prohibited. If you have received this e-mail in error, please notify me by replying to this message and permanently delete the original and any copy of this e-mail and any printed version.

For additional information about Chadbourne & Parke LLP and Chadbourne & Parke, a multi-national partnership, including a list of attorneys, please visit our website at <http://www.chadbourne.com>

Transfers #4A and #4B: Authorization for \$245,000 transfers from BR Holdings Associates L.P. to Beacon Company and Rosebay Medical Company L.P., totaling \$490,000

Transfer #6: Authorization for \$4.41M transfer from Purdue Holdings L.P. to RSJ Company L.P.

Source: Email from Chadbourne & Parke LLP to Purdue containing wire instructions, dated 7/22/16

Selection 5 – Ex-US Cash Distribution to Mundipharma KK (aka Mundipharma Japan), July 2016 (cont'd)

Transfer #4A: Confirmation of \$245,000 transfer from BR Holdings Associates L.P. to Beacon Company

PURDUE PHARMA L.P.
 ** All values are subject to verification and adjustments. **
 Payment Report - Detail Payment Release Date: Today

Account Name: BR HOLDINGS ASSOCIATES LP
 Account Number: [REDACTED]
 Currency: USD US DOLLAR
 Bank: 02100002 - JPMORGAN CHASE NEW YORK
 ACH Company Name-ID: BR HOLDINGS [REDACTED]

Creation Method: [REDACTED] Template Name: BR-Beacon Co Template Type: STANDARD
 From Template: TSP_ONLINE

Status: Completed

PAYMENT INFORMATION

From Account: [REDACTED] Account Currency: USD Account Name: BR HOLDINGS ASSOCIATES LP
 Bank: 02100002 - JPMORGAN CHASE NEW YORK

Payment Method: Book Transfer Value Date: 07/25/2016 Bank to Bank Transfer: No
 Book Transfer #: [REDACTED] Bank Reference: [REDACTED]
 Payment Amount: USD 245,000.00 Settlement Reference: [REDACTED]
 Payment ID: 29724543

BENEFICIARY

Beneficiary ID: [REDACTED] Address: US - UNITED STATES
 Beneficiary: JPM US Account
 ID Type: [REDACTED]
 Beneficiary Name: Beacon Co

REFERENCE INFORMATION

PAYMENT DETAILS
 Distribution

BANK TO BANK

Correspondent Bank Charges: [REDACTED] Priority Payment: NO
 Remits: [REDACTED]

HISTORY

Event	Date / Time	Actioned By	User ID / Approval Category	Additional Information
Completed	07/25/2016 04:00 PM EDT	System	System	
Delivered	07/25/2016 03:59 PM EDT	System	System	
Released	07/25/2016 03:41 PM EDT	[REDACTED]	[REDACTED]	
Digital Signature	07/25/2016 03:40 PM EDT	[REDACTED]	[REDACTED]	
Approved	07/25/2016 03:37 PM EDT	[REDACTED]	[REDACTED]	
Submitted	07/25/2016 11:29 AM EDT	[REDACTED]	[REDACTED]	Created from Template: BR-Beacon Co

Payment Report - Detail
 Created On: 07/25/2016 04:30 PM EDT Page 18 of 18

Selection 5 – Ex-US Cash Distribution to Mundipharma KK (aka Mundipharma Japan), July 2016 (cont'd)

Transfer #4B: Confirmation of \$245,000 transfer from BR Holdings Associates L.P. to Rosebay Medical Company L.P.

PURDUE PHARMA L.P.
 ** All values are subject to verification and adjustments. **
 Payment Report - Detail Payment Release Date: Today

Creation Method: From Template: TSP_ONLINE Template Name: BR-Rosebay Template Type: STANDARD
 Status: Completed

PAYMENT INFORMATION

From Account: [REDACTED] Account Currency: USD Account Name: BR HOLDINGS ASSOCIATES LP
 Bank: 02100002 - JPMORGAN CHASE NEW YORK

Payment Method: Bank Transfer Value Date: 07/25/2016 Bank to Bank Transfer: NO
 Payment Amount: USD 245,000.00 Bank Reference: [REDACTED]
 Payment ID: 25724544 Settlement Reference: [REDACTED]

BENEFICIARY

Beneficiary ID: [REDACTED] Address: US - UNITED STATES
 Beneficiary ID Type: JPM US Account
 Beneficiary Name: Rosebay Medical Co LP

REFERENCE INFORMATION

PAYMENT DETAILS
 Distribution:

BANK TO BANK
 Correspondent Bank Charges: Remitter Priority Payment: NO

HISTORY

Event	Date / Time	Actioned By	User ID / Approval Category	Additional Information
Completed	07/25/2016 03:50 PM EDT	System	System	
Delivered	07/25/2016 03:59 PM EDT	System	System	
Released	07/25/2016 03:41 PM EDT	[REDACTED]	[REDACTED]	
Digital Signature	07/25/2016 03:41 PM EDT	[REDACTED]	[REDACTED]	
Approved	07/25/2016 03:38 PM EDT	[REDACTED]	[REDACTED]	
Submitted	07/25/2016 11:29 AM EDT	[REDACTED]	[REDACTED]	Created from Template: BR-Rosebay

BOOK TRANSFER PAYMENT

Book Transfer Payment - Completed	Total Payments: CCY	Payment Amount: CCY	Debit Amount
2 USD	2 USD	490,000.00	0.00
BOOK TRANSFER PAYMENT TOTALS	2 USD	490,000.00	0.00

END OF REPORT

Payment Report - Detail
 Created On: 07/25/2016 04:10 PM EDT Page 15 of 19

Selection 5 – Ex-US Cash Distribution to Mundipharma KK (aka Mundipharma Japan), July 2016 (cont'd)

CHASE

JPMorgan Chase Bank, N.A.
 Northeast Market
 P O Box 659754
 San Antonio, TX 78265 - 9754

July 01, 2016 through July 29, 2016
Account Number: [REDACTED]

Customer Service Information

If you have any questions about your statement, please contact your Customer Service Professional.

00074249 WBS 802 211 21216 NNNNNNNNNNN 1 000000000 80 0000

PURDUE HOLDINGS L P
 1 STAMFORD FORUM
 STAMFORD CT 06901-3516

Deposits and Credits		
Ledger Date	Description	Amount
07/01	Book Transfer Credit B/O: Purdue Pharma L P Stamford CT 06901-3431 Ref: Distribution Trm: [REDACTED] YOUR REF: ATS OF 16/07/01	\$14,069,490.00
07/12	Book Transfer Credit B/O: Purdue Pharma L P Stamford CT 06901-3431 Ref: Distribution Trm: [REDACTED] YOUR REF: ATS OF 16/07/12	6,000,000.00
07/25	Orig CO Name:Purdue Pharma Lp Orig ID:[REDACTED] Desc Date:160725 CO Entry Descr:Corp Pay Sec:CCD Trace#[REDACTED] Eed:160725 Ind ID: [REDACTED] Ind Name:Purdue Holdings Lp Funding Trm: [REDACTED]	4,410,000.00
07/25	Orig CO Name:Purdue Pharma Lp Orig ID:[REDACTED] Desc Date:160725 CO Entry Descr:Corp Pay Sec:CCD Trace#[REDACTED] Eed:160725 Ind ID: [REDACTED] Ind Name:Purdue Holdings Lp Funding Trm: [REDACTED]	600,000.00
07/25	Orig CO Name:Purdue Pharma Lp Orig ID:[REDACTED] Desc Date:160725 CO Entry Descr:Corp Pay Sec:CCD Trace#[REDACTED] Eed:160725 Ind ID: [REDACTED] Ind Name:Purdue Holdings Lp Funding Trm: [REDACTED]	492,432.00

Transfer #5: \$4.41M transfer from Purdue Pharma L.P. to Purdue Holdings L.P.

Transfer #1: \$492,432 transfer from Purdue Pharma L.P. to Purdue Holdings L.P.

Selection 5 – Ex-US Cash Distribution to Mundipharma KK (aka Mundipharma Japan), July 2016 (cont'd)

CHASE
 JPMorgan Chase Bank, N.A.
 Northeast Market
 P.O. Box 659754
 San Antonio, TX 78265 - 9754

July 01, 2016 through July 29, 2016
 Account Number: [REDACTED]

Customer Service Information
 If you have any questions about your statement, please contact your Customer Service Professional.

00074249 WBS 802 211 21216 NNNNNNNNNNN 1 000000000 80 0000
PURDUE HOLDINGS L.P.
 1 STAMFORD FORUM
 STAMFORD CT 06901-3516

Ledger Date	Description	Amount
07/01	Book Transfer Debit A/C: Plp Associates Holdings L.P Stamford CT 06901-3431 Ref: Distribution Tr: [REDACTED] YOUR REF: NONREF	\$14,000,000.00
07/01	Orig CO Name:Holdings Orig ID: [REDACTED] Desc Date:160701 CO Entry Descr:Corp Pay Sec:CCD Trace#: [REDACTED] Eed:160701 Ind ID: [REDACTED] Ind Name:Holdings Tr: [REDACTED]	34,822.00
07/01	Orig CO Name:Holdings Orig ID: [REDACTED] Desc Date:160701 CO Entry Descr:Corp Pay Sec:CCD Trace#: [REDACTED] Eed:160701 Ind ID: [REDACTED] Ind Name:Holdings Tr: [REDACTED]	34,868.00
07/12	Book Transfer Debit A/C: Boetti Corporation New York NY 10019- Ref: Purchase 1,000 Preferred Shares Tr: [REDACTED] YOUR REF: NONREF	3,000,000.00
07/12	Book Transfer Debit A/C: Boldini Corporation New York NY 10019- Ref: Purchase 1,000 Preferred Shares Tr: [REDACTED] YOUR REF: NONREF	3,000,000.00
07/15	Account Analysis Settlement Charge	5,862.95
07/25	Orig CO Name:Holdings Orig ID: [REDACTED] Desc Date:160725 CO Entry Descr:Corp Pay Sec:CCD Trace#: [REDACTED] Eed:160725 Ind ID: [REDACTED] Ind Name:Holdings Tr: [REDACTED]	4,410,000.00
07/25	Orig CO Name:Holdings Orig ID: [REDACTED] Desc Date:160725 CO Entry Descr:Corp Pay Sec:CCD Trace#: [REDACTED] Eed:160725 Ind ID: [REDACTED] Ind Name:Holdings Tr: [REDACTED]	490,000.00
07/25	Orig CO Name:Holdings Orig ID: [REDACTED] Desc Date:160725 CO Entry Descr:Corp Pay Sec:CCD Trace#: [REDACTED] Eed:160725 Ind ID: [REDACTED] Ind Name:Holdings Tr: [REDACTED]	300,000.00
07/25	Orig CO Name:Holdings Orig ID: [REDACTED] Desc Date:160725 CO Entry Descr:Corp Pay Sec:CCD Trace#: [REDACTED] Eed:160725 Ind ID: [REDACTED] Ind Name:Holdings Tr: [REDACTED]	300,000.00
07/25	Orig CO Name:Holdings Orig ID: [REDACTED] Desc Date:160725 CO Entry Descr:Corp Pay Sec:CCD Trace#: [REDACTED] Eed:160725 Ind ID: [REDACTED] Ind Name:Holdings Tr: [REDACTED]	1,219.00
07/25	Orig CO Name:Holdings Orig ID: [REDACTED] Desc Date:160725 CO Entry Descr:Corp Pay Sec:CCD Trace#: [REDACTED] Eed:160725 Ind ID: [REDACTED] Ind Name:Holdings Tr: [REDACTED]	1,213.00


Transfer #2C: \$490,000 transfer from Purdue Holdings L.P. to PLP Associates Holdings L.P.

Transfer #2A: \$1,219 transfer from Purdue Holdings L.P. to Purdue Pharma Inc.

Transfer #2B: \$1,213 transfer from Purdue Holdings L.P. to PLP Associates Holdings Inc.

Source: J.P. Morgan Chase monthly bank statement for Purdue Holdings L.P., July 2016

Selection 5 – Ex-US Cash Distribution to Mundipharma KK (aka Mundipharma Japan), July 2016 (cont'd)

CHASE		July 01, 2016 through July 29, 2016	
JPMorgan Chase Bank, N.A. Northeast Market P O Box 659754 San Antonio, TX 78265 -9754		Account Number: [REDACTED]	
 00058007 WBS 802 211 21216 NNNNNNNNNN 1 000000000 80 0000 BR HOLDINGS ASSOCIATES L.P. 1 STAMFORD FORUM STAMFORD CT 06901-3516		Customer Service Information If you have any questions about your statement, please contact your Customer Service Professional.	
Deposits and Credits			
Ledger Date	Value	Description	Amount
07/01		Book Transfer Credit B/O: Plp Associates Holdings L P Stamford CT 06901-3431 Ref: Distribution Trn: [REDACTED] YOUR REF: ATS OF 16/07/01	\$14,000,000.00
07/25		Orig CO Name:401 Orig ID:[REDACTED] Desc Date:160324 CO Entry Descr:Corp Pay Sec:CCD Trace#[REDACTED] Eed:160725 Ind ID:[REDACTED] Ind Name:Br Holdings Associates Distribution Trn:[REDACTED]	490,000.00
Total			\$14,490,000.00
Withdrawals and Debits (continued)			
Ledger Date	Value	Description	Amount
07/01		Book Transfer Debit A/C: Rosebay Medical CO L P Oklahoma City OK 73134-2617 Ref: Distribution Trn: [REDACTED] YOUR REF: NONREF	7,000,000.00
07/15		Account Analysis Settlement Charge	95.49
07/25		Book Transfer Debit A/C: Rosebay Medical CO L P Oklahoma City OK 73134-2617 Ref: Distribution Trn: [REDACTED] YOUR REF: NONREF	245,000.00
07/25		Book Transfer Debit A/C: Beacon CO Zurich Switzerland Ch-80-55 Ref: Distribution Trn: [REDACTED] YOUR REF: NONREF	245,000.00
Total			\$14,490,095.49

Transfer #3: \$490,000 transfer from PLP Associates Holdings L.P. to BR Holdings Associates L.P.

Transfer #4B: \$245,000 transfer from BR Holdings Associates L.P. to Rosebay Medical Company L.P.

Transfer #4A: \$245,000 transfer from BR Holdings Associates L.P. to Beacon Company.

Selection 5 – Ex-US Cash Distribution to Mundipharma KK (aka Mundipharma Japan), July 2016 (cont'd)



JPMorgan Chase Bank, N.A.
 Northeast Market
 P O Box 659754
 San Antonio, TX 78265 - 9754

July 01, 2016 through July 29, 2016

Account Number: [REDACTED]

Customer Service Information

If you have any questions about your statement, please contact your Customer Service Professional.



00029210 WBS 802 211 21216 NNNNNNNNNN 1 000000000 80 0000

RSJ CO LP
 ONE STAMFORD FORUM
 STAMFORD CT 06901-3516

Deposits and Credits

Ledger Date	Description	Amount
07/25	Orig CO Name:Holdings Orig ID:[REDACTED] Desc Date:160725 CO Entry Descr:Corp Pay Sec:CCD Trace#[REDACTED] Eed:160725 Ind ID:[REDACTED] Ind Name:Rsj Company Lp Trn:[REDACTED]	\$4,410,000.00
07/26	Book Transfer Credit B/O: Rosebay Medical CO L P Oklahoma City OK 73134-2617 Ref: Rosebay Medical Company Lp Trn:[REDACTED] YOUR REF: ATS OF 16/07/25	245,000.00
07/26	Book Transfer B/O: Beacon CO Zurich Switzerland Ch-80-55 Ref: Beacon Company Vacca Trn:[REDACTED] YOUR REF: OS1 OF 16/07/26	245,000.00
Total		\$4,900,000.00

Transfer #6: \$4.41M transfer from Purdue Holdings L.P. to RSJ Company L.P.

Transfer #7B: \$245,000 transfer from Rosebay Medical Company L.P. to RSJ Company L.P.

Transfer #7A: \$245,000 transfer from Beacon Company to RSJ Company L.P.

Withdrawals and Debits

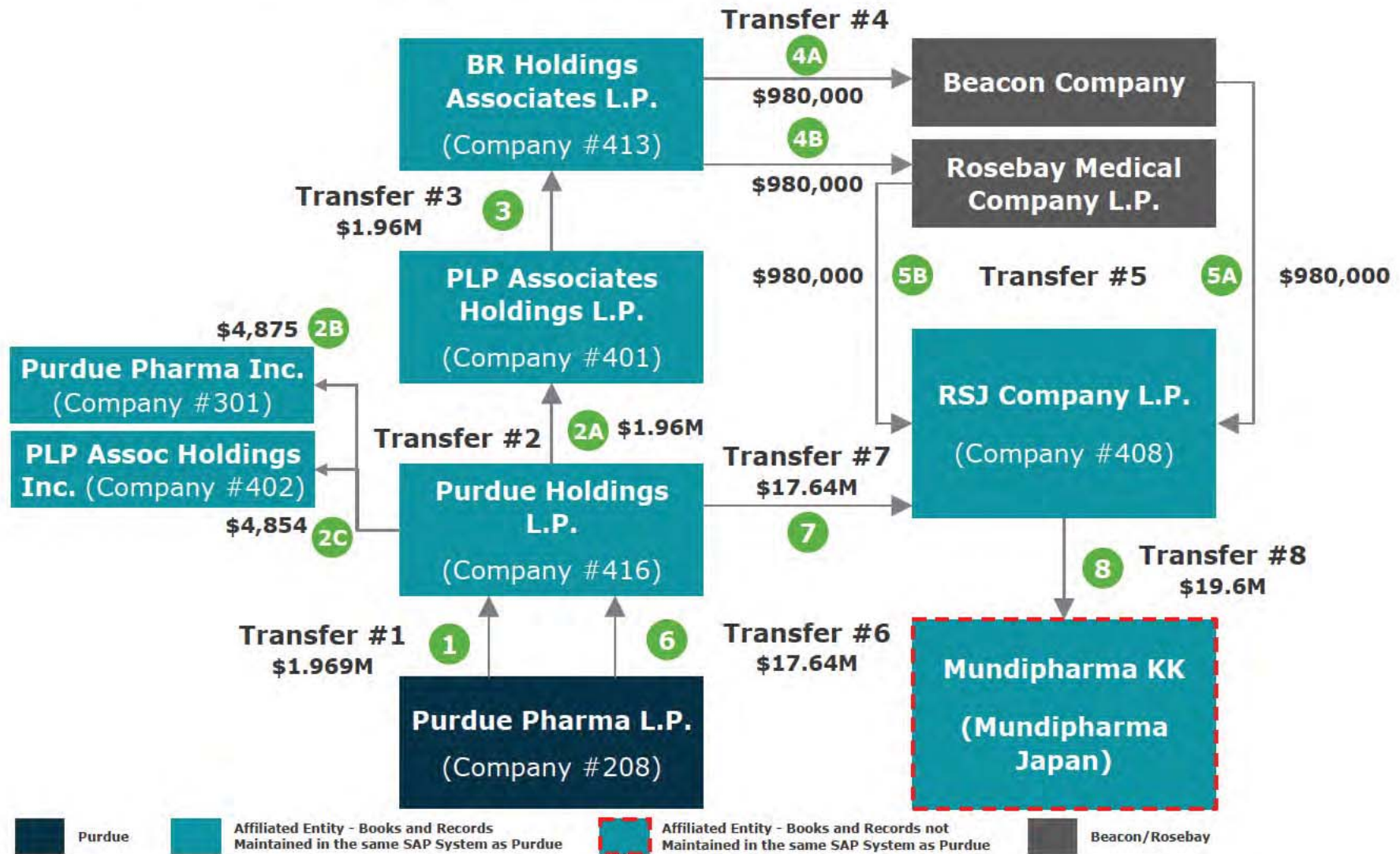
Ledger Date	Description	Amount
07/26	Book Transfer Debit A/C: Sumitomo Mitsui Banking Corporationchiyoda-Ku Tokyo Japan 51500-0 Ben:/3031736 Mundipharma K.K. Ref: Japan Funding Requirement Trn:[REDACTED] YOUR REF: NONREF	\$4,900,000.00

Transfer #8: \$4.9M transfer from RSJ Company L.P. to Mundipharma KK (Mundipharma Japan).

AlixPartners

Selection 6 Purdue Ex-US Cash Distributions (2017)

Selection 6 – Ex-US Cash Distribution to Mundipharma KK (aka Mundipharma Japan), July 2017



This transfer represents a cash transfer to PRA L.P. (formerly Purdue Holdings L.P.). A promissory note was subsequently issued by PRA L.P. to Purdue for this amount. As previously explained, this amount is not included in Purdue's Cash Distributions because it was treated by Purdue as a loan. PRA L.P. transferred these funds to an Ex-US Affiliate (i.e., Mundipharma KK). The full amount of the loan has since been repaid to Purdue in full with interest.

Selection 6 – Ex-US Cash Distribution to Mundipharma KK (aka Mundipharma Japan), July 2017 (cont'd)

Item	PK	Account	Account short text	Cost Ctr	Profit Ctr	Order	Tx	Amount	Text
84	40	100010	Cash Concentration		GEN			50.000.000,00	UNITED STATES TREASURY BILLS UNITED S
220	40	100400	Temp. Invest. Chase		GEN			49.895.729,17	UNITED STATES TREASURY BILLS UNITED S
37	40	100010	Cash Concentration		GEN			12.459.721,50	MCKESSON
60	40	100010	Cash Concentration		GEN			10.824.007,66	AMERISOURCE BERG
38	40	100010	Cash Concentration		GEN			9.750.598,98	CARDINAL HEALTH
221	40	201150	Payroll Suspense		GEN			6.624.097,51	TAX SERVICE 702
203	40	302045	Dist #45 PH LP		GEN			3.783.780,00	PURDUE HOLDINGS L P 1 STAMFORD F
3	40	100010	Cash Concentration		GEN			2.350.819,32	MCKESSON
219	40	100040	Chase Control ZBA		GEN			2.097.212,49	ZBA DEBIT TRANSFER
243	40	302045	Dist #45 PH LP		GEN			1.969.729,00	PURDUE HOLDINGS L P 1 STAMFORD F
4	40	100010	Cash Concentration		GEN			1.574.901,21	AMERISOURCE BERG
5	40	100010	Cash Concentration		GEN			1.362.737,59	CARDINAL HEALTH

Item	PK	Account	Account short text	Cost Ctr	Profit Ctr	Order	Tx	Amount	Text
204	50	100400	Temp. Invest. Chase		GEN			50.000.000,00-	UNITED STATES TREASURY BILLS UNITED S
100	50	100010	Cash Concentration		GEN			49.895.729,17-	UNITED STATES TREASURY BILLS UNITED S
160	50	100110	Lockbox Clearing		GEN			12.459.721,50-	MCKESSON
181	50	100110	Lockbox Clearing		GEN			10.824.007,66-	AMERISOURCE BERG
161	50	100110	Lockbox Clearing		GEN			9.750.598,98-	CARDINAL HEALTH
101	50	100010	Cash Concentration		GEN			6.624.097,51-	TAX SERVICE 702
83	50	100010	Cash Concentration		GEN			3.783.780,00-	PURDUE HOLDINGS L P 1 STAMFORD F
128	50	100110	Lockbox Clearing		GEN			2.350.819,32-	MCKESSON
99	50	100010	Cash Concentration		GEN			2.097.212,49-	ZBA DEBIT TRANSFER
125	50	100010	Cash Concentration		GEN			1.969.729,00-	PURDUE HOLDINGS L P 1 STAMFORD F
129	50	100110	Lockbox Clearing		GEN			1.574.901,21-	AMERISOURCE BERG
130	50	100110	Lockbox Clearing		GEN			1.362.737,59-	CARDINAL HEALTH

Transfer #1: \$1.969M transfer from Purdue Pharma L.P. to Purdue Holdings L.P.

Selection 6 – Ex-US Cash Distribution to Mundipharma KK (aka Mundipharma Japan), July 2017 (cont'd)

Itm	PK	Account	Account short text	Cost Ctr	Profit Ctr	Order	Tx	Amount	Text
33	50	100010	Cash Concentration		GEN			17.640.000,00-	██████████ PURDUE HOLDINGS L P 1 STAMFORD F
89	50	100010	Cash Concentration		GEN			15.000.000,00-	██████████ GOLDMAN SACHS FUNDS GROUP FFC: PURDUE PHAR

Itm	PK	Account	Account short text	Cost Ctr	Profit Ctr	Order	Tx	Amount	Text
135	40	100040	Chase Control ZBA		GEN			402,514.52	ZBA DEBIT TRANSFER
136	40	660080	Bank Service Charges	2100208	GEN			21,054.05	ACCT SERVICE FEE
137	40	205025	Accr.Comdata VMC		GEN			29,034.96	COMDATA NETWORK
138	40	100550	Net Travel Clearing		GEN			28,507.48	load # ██████████
139	40	100540	Insurance Clearing		GEN			199,006.00	██████████ PURDUE PHARMA LP CIGNA MEDICAL INSUUS
140	40	302045	Dist #45 PH LP		GEN			17,640,000.00	██████████ PURDUE HOLDINGS L P 1 STAMFORD F

Transfer #6: \$17.64M transfer from Purdue Pharma L.P. to Purdue Holdings L.P.

Source: SAP General Ledger detail

Selection 6 – Ex-US Cash Distribution to Mundipharma KK (aka Mundipharma Japan), July 2017 (cont'd)

Doc.Type : SA (G/L account document) Normal document									
Doc. Number	100000899	Company Code	416	Fiscal Year	2017				
Doc. Date	31.07.2017	Posting Date	23.07.2017	Period	07				
Calculate Tax	<input type="checkbox"/>								
Ref.Doc.	CWS								
Doc. Currency	USD								
Doc. Hdr Text	CTW416 07172017-07232017								

Itm	PK	Account	Account short text	Cost Ctr	Profit Ctr	Order	Tx	Amount	Text
1	40	100010	Cash Concentration		GEN			17.640.000,00	██████████ PURDUE PHARMA L P 1 STAMFORD FOR
2	50	100010	Cash Concentration		GEN			5.833,51-	ACCT SERVICE FEE
3	50	100010	Cash Concentration		GEN			17.640.000,00	CAPITAL CONTRIBUTION CREDIT REF ATS OF 17/07/14
4	40	100010	Cash Concentration		GEN			285.714,00	██████████
5	50	107204	Invest - PPLP		GEN			17.640.000,00	██████████ PURDUE PHARMA L P 1 STAMFORD FOR
6	40	660080	Bank Service Charges	2100416	GEN			5.833,51	ACCT SERVICE FEE
7	40	107408	Invest. RSJ Com LLC		GEN			17.640.000,00	CAPITAL CONTRIBUTION CREDIT REF ATS OF 17/07/14
8	50	100530	Misc. Cash Clearing		GEN			285.714,00-	██████████

Transfer #6: \$17.64M transfer from Purdue Pharma L.P. to Purdue Holdings L.P.

Transfer #7: \$17.64M transfer from Purdue Holdings L.P. to RSJ Company L.P.

Selection 6 – Ex-US Cash Distribution to Mundipharma KK (aka Mundipharma Japan), July 2017 (cont'd)

Itm	PK	Account	Account short text	Cost Ctr	Profit Ctr	Order	Tx	Amount	Text
1	40	100010	Cash Concentration		GEN			3.783.780,00	██████████ PURDUE PHARMA L P 1 STAMFORD FOR
2	40	100010	Cash Concentration		GEN			1.969.729,00	██████████ PURDUE PHARMA L P 1 STAMFORD FOR
3	50	100010	Cash Concentration		GEN			4.875,00-	CORP PAY
4	50	100010	Cash Concentration		GEN			4.854,00-	CORP PAY
5	50	100010	Cash Concentration		GEN			1.960.000,00-	██████████ PLP ASSOCIATES HOLDINGS L P ONE
6	50	107204	Invest - PPLP		GEN			3.783.780,00-	██████████ PURDUE PHARMA L P 1 STAMFORD FOR
7	50	107204	Invest - PPLP		GEN			1.969.729,00-	██████████ PURDUE PHARMA L P 1 STAMFORD FOR
8	40	302042	Dist #42 PP Inc		GEN			4.875,00	CORP PAY
9	40	302042	Dist #42 PP Inc		GEN			4.854,00	CORP PAY
10	40	302044	Dist #44 PLPAH LP		GEN			1.960.000,00	██████████ PLP ASSOCIATES HOLDINGS L P ONE

Doc.Type : SA (G/L account document) Normal document					
Doc. Number	100000895	Company Code	416	Fiscal Year	2017
Doc. Date	17.07.2017	Posting Date	16.07.2017	Period	07
Calculate Tax	<input type="checkbox"/>				
Ref.Doc.	CWS				
Doc. Currency	USD				
Doc. Hdr Text	CTW416 07102017-07162017				

Transfer #2B	
\$4,875 transfer from Purdue Holdings L.P. to Purdue Pharma Inc.	

Transfer #1	
\$1.969M transfer from Purdue Pharma L.P. to Purdue Holdings L.P.	

Transfer #2C	
\$4,854 transfer from Purdue Pharma L.P. to PLP Associates Holdings Inc.	

Transfer #2A	
\$1.96M transfer from Purdue Holdings L.P. to PLP Associates Holdings L.P.	

Selection 6 – Ex-US Cash Distribution to Mundipharma KK (aka Mundipharma Japan), July 2017 (cont'd)

Doc.Type : SA (G/L account document) Normal document					
Doc. Number	100001133	Company Code	401	Fiscal Year	2017
Doc. Date	07/17/2017	Posting Date	07/16/2017	Period	07
Calculate Tax	<input type="checkbox"/>				
Ref.Doc.	CWS				
Doc. Currency	USD				
Doc. Hdr Text	CIW401 07102017-07162017				

Transfer #2A: \$1.96M transfer from Purdue Holdings L.P. to PLP Associates Holdings L.P.

Itm	PK	Account	Account short text	Cost Ctr	Profit Ctr	Order	Tx	Amount	Text
1	40	100010	Cash Concentration		GEN			1,960,000.00	PURDUE HOLDINGS L P 1 STAMFORD F
2	50	100010	Cash Concentration		GEN			1,960,000.00	BR HOLDINGS ASSOCIATES L.P. 1 ST
3	50	107416	Invest - PH LP		GEN			1,960,000.00	PURDUE HOLDINGS L P 1 STAMFORD F
4	40	302032	Capital #32 Dist BR		GEN			1,960,000.00	BR HOLDINGS ASSOCIATES L.P. 1 ST

Transfer #3: \$1.96M transfer from PLP Associates Holdings L.P. to BR Holdings Associates L.P.

Doc.Type : SA (G/L account document) Normal document					
Doc. Number	100001475	Company Code	301	Fiscal Year	2017
Doc. Date	07/17/2017	Posting Date	07/16/2017	Period	07
Calculate Tax	<input type="checkbox"/>				
Ref.Doc.	CWS				
Doc. Currency	USD				
Doc. Hdr Text	CIW301 07102017-07162017				

Transfer #2B: \$4,875 transfer from Purdue Holdings L.P. to Purdue Pharma Inc.

Itm	PK	Account	Account short text	Cost Ctr	Profit Ctr	Order	Tx	Amount	Text
1	40	100010	Cash Concentration		GEN			4,875.00	CORP PAY
2	50	107416	Invest - PH LP		GEN			4,875.00	CORP PAY

Transfer #2C: \$4,854 transfer from Purdue Pharma L.P. to PLP Associates Holdings Inc.

Doc.Type : SA (G/L account document) Normal document					
Doc. Number	100001039	Company Code	402	Fiscal Year	2017
Doc. Date	07/17/2017	Posting Date	07/16/2017	Period	07
Calculate Tax	<input type="checkbox"/>				
Ref.Doc.	CWS				
Doc. Currency	USD				
Doc. Hdr Text	CIW402 07102017-07162017				

Itm	PK	Account	Account short text	Cost Ctr	Profit Ctr	Order	Tx	Amount	Text
1	40	100010	Cash Concentration		GEN			4,854.00	CORP PAY
2	50	107416	Invest - PH LP		GEN			4,854.00	CORP PAY

Selection 6 – Ex-US Cash Distribution to Mundipharma KK (aka Mundipharma Japan), July 2017 (cont'd)

Doc.Type : SA (G/L account document) Normal document									
Doc. Number	100000903	Company Code	413	Fiscal Year	2017				
Doc. Date	17.07.2017	Posting Date	16.07.2017	Period	07				
Calculate Tax	<input type="checkbox"/>								
Ref.Doc.	CWS								
Doc. Currency	USD								
Doc. Hdr Text	CTW413 07102017-07162017								

Transfer #3: \$1.96M transfer from PLP Associates Holdings L.P. to BR Holdings Associates L.P.

Item	PK	Account	Account short text	Cost Ctr	Profit Ctr	Order	Tx	Amount	Text
1	40	100010	Cash Concentration		GEN			1.960.000,00	██████████ P L P A S S O C I A T E S H O L D I N G S L P O N E
2	50	107401	Invest. P L P A s c . H o l d		GEN			1.960.000,00	██████████ P L P A S S O C I A T E S H O L D I N G S L P O N E

Doc.Type : KZ (Vendor payment) Normal document									
Doc. Number	1500000322	Company Code	413	Fiscal Year	2017				
Doc. Date	14.07.2017	Posting Date	14.07.2017	Period	07				
Calculate Tax	<input type="checkbox"/>								
Ref.Doc.	WIRE TRANSFER								
Doc. Currency	USD								

Transfer #4A: \$980,000 transfer from BR Holdings Associates L.P. to Beacon Company.

Item	PK	Account	Account short text	Cost Ctr	Profit Ctr	Order	Tx	Amount	Text
1	50	100010	Cash Concentration		GEN			980.000,00	
2	25	1029154	BEACON CO		GEN			980.000,00	

Doc.Type : KZ (Vendor payment) Normal document									
Doc. Number	1500000321	Company Code	413	Fiscal Year	2017				
Doc. Date	14.07.2017	Posting Date	14.07.2017	Period	07				
Calculate Tax	<input type="checkbox"/>								
Ref.Doc.	WIRE TRANSFER								
Doc. Currency	USD								

Transfer #4B: \$980,000 transfer from BR Holdings Associates L.P. to Rosebay Medical Company L.P.

Item	PK	Account	Account short text	Cost Ctr	Profit Ctr	Order	Tx	Amount	Text
1	50	100010	Cash Concentration		GEN			980.000,00	
2	25	1016497	ROSEBAY MEDICAL COMP		GEN			980.000,00	

Selection 6 – Ex-US Cash Distribution to Mundipharma KK (aka Mundipharma Japan), July 2017 (cont'd)

Itm	PK	Account	Account short text	Cost Ctr	Profit Ctr	Order	Tx	Amount	Text
1	40	100010	Cash Concentration		GEN			17.640.000,00	CAPITAL CONTRIBUTION DEBIT REF NONREF
2	40	100010	Cash Concentration		GEN			980.000,00	██████████ BEACON CO REVINOVA TREUHAND AG F
3	40	100010	Cash Concentration		GEN			980.000,00	██████████ ROSEBAY MEDICAL CO L P 14000 QUA
4	50	301045	Capital #45 PH LP		GEN			17.640.000,00	CAPITAL CONTRIBUTION DEBIT REF NONREF
5	50	301026	Capital #26Contrib.		GEN			980.000,00-	██████████ BEACON CO REVINOVA TREUHAND AG F
6	50	301027	Capital #27Contrib.		GEN			980.000,00-	██████████ ROSEBAY MEDICAL CO L P 14000 QUA

Itm	PK	Account	Account short text	Cost Ctr	Profit Ctr	Order	Tx	Amount	Text
1	50	100010	Cash Concentration		GEN			19.600.000,00-	
2	25	1018052	MUNDIPHARMA KK		GEN			19.600.000,00	

Doc.Type : SA (G/L account document) Normal document
 Doc. Number 100000531 Company Code 408 Fiscal Year 2017
 Doc. Date 31.07.2017 Posting Date 23.07.2017 Period 07
 Calculate Tax
 Ref.Doc. CWS
 Doc. Currency USD
 Doc. Hdr Text CTW408 07172017-07232017

Transfer #5A: \$980,000 transfer from Beacon Company to RSJ Company L.P.

Transfer #5B: \$980,000 transfer from Rosebay Medical Company L.P. to RSJ Company L.P.

Transfer #7: \$17.6M transfer from Purdue Holdings L.P. to RSJ Company L.P.

Transfer #8: \$19.6M transfer from RSJ Company L.P. to Mundipharma KK (Mundipharma Japan)

Selection 6 – Ex-US Cash Distribution to Mundipharma KK (aka Mundipharma Japan), July 2017 (cont'd)

[REDACTED]

From: [REDACTED]
Sent: Friday, July 14, 2017 8:09 AM
To: [REDACTED]
Cc: [REDACTED]
Subject: RE: PHLP Funding Mundipharma Japan

Ok to process.

From: [REDACTED]
Sent: Thursday, July 13, 2017 10:03 PM
To: [REDACTED]
Cc: [REDACTED]
Subject: FW: PHLP Funding Mundipharma Japan

Team, please see below and attached.

From: McClatchey, Ian [mailto:ian.mcclatchey@nortonrosefulbright.com]
Sent: Thursday, July 13, 2017 7:43 PM
To: [REDACTED]
Cc: Baker, Stuart D. <stuart.baker@nortonrosefulbright.com>; Charhon, JJ <J.J.Charhon@pharma.com>; Lowne, Jon <Jon.Lowne@pharma.com>
[REDACTED]
[REDACTED] Roncalli, Anthony <tony.roncalli@nortonrosefulbright.com>; Kelly, Lauren D. <lauren.kelly@nortonrosefulbright.com>; Keidall, Gareth <gkendall@donotuse_chadbourne.com>; Quinn-Felice, Jennifer <jennifer.quinn-felice@nortonrosefulbright.com>; Toscano, Cristina <crisrina.toscano@nortonrosefulbright.com>
Subject: PHLP Funding Mundipharma Japan

Thursday, July 13, 2017

Dear [REDACTED]

We are in the process of transferring the aggregate amount of \$20,000,000 to Mundipharma Japan to cover its current funding requirements. The breakdown for the \$20,000,000 in funding will be as follows:

1. 2% or \$400,000 coming from the shareholders of Mundipharma KK, a Japanese company ("MKK");
2. 98% or \$19,600,000 coming from RSJ Company L.P., a Delaware limited partnership ("RSJ Company").

The portion of the funding to come from the shareholders of MKK will be handled separately.

The funding from RSJ Company breaks down as follows:

1. \$17,640,000 to be contributed to RSJ Company from Purdue Holdings L.P. ("PHLP");
2. \$980,000 to be contributed to RSJ Company from Beacon Company;
3. \$980,000 to be contributed to RSJ Company from Rosebay Medical Company L.P.

In accordance with the foregoing, attached are the following consents approving the RSJ Company funding outlined above:

Transfer #7: \$17.64M transfer from Purdue Holdings L.P. to RSJ Company L.P.

Transfer #5B: \$980,000 transfer from Rosebay Medical Company L.P. to RSJ Company L.P.

Transfer #5A: \$980,000 transfer from Beacon Company to RSJ Company L.P.

Source: Email from Chadbourne & Parke LLP to Purdue containing wire instructions, dated 7/13/17

Selection 6 – Ex-US Cash Distribution to Mundipharma KK (aka Mundipharma Japan), July 2017 (cont'd)

Transfer #1: Authorization for \$1.969M transfer from Purdue Pharma L.P. to Purdue Holdings L.P.

Transfer #3: Authorization for \$1.96M transfer from PLP Associates Holdings L.P. to BR Holdings Associates L.P.

Transfer #6: Authorization for \$17.64M transfer from Purdue Pharma L.P. to Purdue Holdings L.P.

Transfer #7: Authorization for \$17.64M transfer from Purdue Holdings L.P. to RSJ Company L.P.

1. Purdue Pharma L.P. ("PPLP") Written Consent of General Partner authorizing PPLP to distribute \$1,968,729 to PHLP;
2. PHLP Written Consent of General Partner authorizing PHLP to distribute \$4,875 to Purdue Pharma Inc., \$4,854 to PLP Associates Holdings Inc. and \$1,960,000 to PLP Associates Holdings L.P.;
3. PLP Associates Holdings L.P. Written Consent of General Partner authorizing PLP Associates Holdings L.P. to distribute \$1,960,000 to BR Holdings Associates L.P. ("BR Holdings"); *[Signature]*
4. BR Holdings Written Consent of General Partner authorizing BR Holdings to distribute \$980,000 to Beacon Company and \$980,000 to Rosebay Medical Company L.P. (each of Beacon Company and Rosebay Medical Company L.P. will in turn contribute these amounts to RSJ Company);
5. PPLP Written Consent of General Partner authorizing PPLP to distribute \$17,640,000 to PHLP;
6. PHLP Written Consent of General Partner authorizing PHLP to contribute \$17,640,000 to RSJ Company;
7. RSJ Company Written Consent of General Partner authorizing RSJ Company to contribute \$19,600,000 to Mundipharma Japan (as noted above the remaining \$400,000 will be contributed to Mundipharma Japan by the shareholders of MKK).

On the basis of the foregoing please proceed as follows:

1. Distribute the funds up into Beacon Company and into Rosebay Medical Company L.P.;
2. When RSJ Company receives the \$980,000 from Beacon Company and the \$980,000 from Rosebay Medical Company L.P., please arrange for the wire transfer from RSJ Company in the amount of \$19,600,000 to the account of Mundipharma Japan as follows:

Account Name:	Mundipharma K.K.
Bank Name:	Sumitomo Mitsui Banking Corporation
Branch Name:	Hibiya Branch
Type of Account:	Saving (USD)
SWIFT Code:	SMBCJPJT
Account Number:	[REDACTED]

Separately I've written to [REDACTED] and [REDACTED] to advise them to expect to receive their respective \$980,000 and to immediately transfer those funds to RSJ Company upon receipt.

Thanks for keeping me updated on the progress of the funding and advising when the final value date transfer is from RSJ Company to Mundipharma Japan. Please note that we have been asked to fund these payments as soon as possible.

Kind regards,

Ian

This email message and any attachments are for the sole use of the intended recipient(s). Any unauthorized review, use, disclosure, copying or distribution is prohibited. If you are not the intended recipient, please contact the sender by reply email and destroy all copies of the original message and any attachments.

Transfers #2A, #2B, and #2C: Authorization for transfer from Purdue Holdings L.P. of \$1.96M, \$4,875, and \$4,854 to PLP Associates Holdings L.P., Purdue Pharma Inc., and PLP Associates Holdings Inc., respectively.

Transfers #4 and #5: Authorization for transfers of \$980,000 from BR Holdings Associates L.P. to each of Beacon Company and Rosebay Medical Company L.P., and subsequent transfers of \$980,000 from each of Beacon Company and Rosebay Medical Company L.P. to RSJ Company L.P.

Transfer #8: Authorization and wire instructions for \$19.6M transfer from RSJ Company L.P. to Mundipharma KK.

Source: Email from Chadbourne & Parke LLP to Purdue containing wire instructions, dated 7/13/17

Selection 6 – Ex-US Cash Distribution to Mundipharma KK (aka Mundipharma Japan), July 2017 (cont'd)

PURDUE PHARMA L.P.
Status Completed
J.P.Morgan

Transaction Information

Account Number/Name [REDACTED] BR HOLDINGS ASSOCIATES LP	Branch Location/Bank Name/Bank ID JPMORGAN CHASE NEW YORK/JPMORGAN CHASE BANK, N.A./021000021	Transaction made from Template BR-Beacon Co
Method Book Transfer	Payment Amount USD 980,000.00	Value Date 07/14/2017
Bank to Bank Transfer No		

Routing/Reference Information

Beneficiary
 JPMC US Account
 [REDACTED]
 Beacon Co
 UNITED STATES - US

Transaction Details

Distribution	Bank To Bank	Charges Remitter	Priority No
--------------	--------------	------------------	-------------

Date Created	Transaction ID	Bank Reference	Settlement Reference
07/14/2017 10:05 AM EDT	[REDACTED]	[REDACTED]	JPM Ref: [REDACTED]

Transfer #4A: Confirmation of \$980,000 transfer from BR Holdings Associates L.P. to Beacon Company.

Selection 6 – Ex-US Cash Distribution to Mundipharma KK (aka Mundipharma Japan), July 2017 (cont'd)

PURDUE PHARMA L.P.		Status Completed	J.P.Morgan	
Transaction Information				
Account Number/Name [REDACTED] BR HOLDINGS ASSOCIATES LP	Branch Location/Branch Name/Branch ID JPMORGAN CHASE NEW YORK/JPMORGAN CHASE BANK, N.A./021000021	Transaction made from Template BR-Rosebay	Value Date: 07/14/2017	
Method Book Transfer	Payment Amount USD 980,000.00			
Bank to Bank Transfer No				
Routing/Reference Information				
Beneficiary				
JPMC US Account [REDACTED] Rosebay Medical Co LP UNITED STATES - US				
Transaction Details		Bank To Bank		
Distribution		Charges Remitter	Priority No	
Date Created 07/14/2017 10:05 AM EDT	Transaction ID [REDACTED]	Bank Reference [REDACTED]	Settlement Reference JPM Ref: [REDACTED]	

Transfer #4B: Confirmation of \$980,000 transfer from BR Holdings Associates L.P. to Rosebay Medical Company L.P.

Selection 6 – Ex-US Cash Distribution to Mundipharma KK (aka Mundipharma Japan), July 2017 (cont'd)

CHASE
 JPMorgan Chase Bank, N.A.
 Northeast Market
 P O Box 659754
 San Antonio, TX 78265 - 9754

July 01, 2017 through July 31, 2017
 Account Number: [REDACTED]

Customer Service Information
 If you have any questions about your statement, please contact your Customer Service Professional.

00066422 WBS 802 211 21317 NNNNNNNNNN 1 000000000 80 0000
PURDUE HOLDINGS L P
 1 STAMFORD FORUM
 STAMFORD CT 06901-3516

Deposits and Credits		
Ledger Date	Description	Amount
07/05	Book Transfer Credit B/O: Purdue Pharma L P Stamford CT 06901-3516 Ref: Distribution Trn: [REDACTED] YOUR REF: ATS OF 17/07/05	\$19,935,752.50
07/07	Deposit [REDACTED]	103,997.59
07/12	Book Transfer Credit B/O: Purdue Pharma L P Stamford CT 06901-3516 Ref: Distribution Trn: [REDACTED] YOUR REF: ATS OF 17/07/11	3,783,780.00
07/14	Book Transfer Credit B/O: Purdue Pharma L P Stamford CT 06901-3516 Ref: Distribution Trn: [REDACTED] YOUR REF: ATS OF 17/07/14	1,969,729.00


Transfer #1: \$1.969M transfer from Purdue Pharma L.P. to Purdue Holdings L.P.

Deposits and Credits (continued)		
Ledger Date	Description	Amount
07/17	Book Transfer Credit B/O: Purdue Pharma L P Stamford CT 06901-3516 Ref: Distribution Trn: [REDACTED] YOUR REF: ATS OF 17/07/14	17,640,000.00

Transfer #6: \$17.64M transfer from Purdue Pharma L.P. to Purdue Holdings L.P.

Source: J.P. Morgan Chase monthly bank statement for Purdue Holdings L.P., July 2017

Selection 6 – Ex-US Cash Distribution to Mundipharma KK (aka Mundipharma Japan), July 2017 (cont'd)

CHASE 		July 01, 2017 through July 31, 2017
JPMorgan Chase Bank, N.A. Northeast Market P O Box 659754 San Antonio, TX 78265 - 9754		Account Number: XXXXXXXXXX
00066422 WBS 802 211 21317 NNNNNNNNNN 1 000000000 80 0000		Customer Service Information
PURDUE HOLDINGS L P 1 STAMFORD FORUM STAMFORD CT 06901-3516		If you have any questions about your statement, please contact your Customer Service Professional.
Withdrawals and Debits		
Ledger Date	Description	Amount
07/05	Fedwire Debit Via: Bk Amer Nyc/026009593 A/C: Bank of America N.A. US Fx US Ref: Fx Transact Ref: XXXXXXXXXX Imad: XXXXXXXXXX Trn: YOUR REF: NONREF	\$19,935,752.50
07/12	Fedwire Debit Via: Bk Amer Nyc/026009593 A/C: Bank of America N.A. US Fx US Ref: Fx Transact Ref: XXXXXXXXXX Imad: XXXXXXXXXX Trn: YOUR REF: NONREF	3,783,780.00
07/14	Book Transfer Debit A/C: Plp Associates Holdings L P Stamford CT 06901-3431 Ref: Distribution Trn: XXXXXXXXXX YOUR REF: NONREF	1,960,000.00
07/14	Orig CO Name:Holdings Orig ID: XXXXXXXXXX Desc Date:170717 CO Entry Descr:Corp Pay Sec:CCD Trace#: XXXXXXXXXX Eed:170714 Ind ID: XXXXXXXXXX Ind Name:Holdings Trn: XXXXXXXXXX	4,875.00
07/14	Orig CO Name:Holdings Orig ID: XXXXXXXXXX Desc Date:170717 CO Entry Descr:Corp Pay Sec:CCD Trace#: XXXXXXXXXX Eed:170714 Ind ID: XXXXXXXXXX Ind Name:Holdings Trn: XXXXXXXXXX	4,854.00
07/17	Book Transfer Debit A/C: Rsj CO Lp Stamford CT 06901- Ref: Capital Contribution Trn: XXXXXXXXXX YOUR REF: NONREF	17,640,000.00

Transfer #2A: \$1.96M transfer from Purdue Holdings L.P. to PLP Associates Holdings L.P.


Transfer #2B: \$4,875 transfer from Purdue Holdings L.P. to Purdue Pharma Inc.

Transfer #2C: \$4,854 transfer from Purdue Pharma L.P. to PLP Associates Holdings Inc.

Transfer #7: \$17.64M transfer from Purdue Holdings L.P. to RSJ Company L.P.

Source: J.P. Morgan Chase monthly bank statement for Purdue Holdings L.P., July 2017

Selection 6 – Ex-US Cash Distribution to Mundipharma KK (aka Mundipharma Japan), July 2017 (cont'd)

CHASE 

JPMorgan Chase Bank, N.A.
 Northeast Market
 P O Box 659754
 San Antonio, TX 78265 - 9754

July 01, 2017 through July 31, 2017
 Account Number: [REDACTED]

Customer Service Information

If you have any questions about your statement, please contact your Customer Service Professional.

00050681 WBS 802211 21317 NNNNNNNNNN 1 000000000 80 0000

BR HOLDINGS ASSOCIATES L.P.
 1 STAMFORD FORUM
 STAMFORD CT 06901-3516

Deposits and Credits

Ledger Date	Value Date	Description	Amount
07/07		Deposit [REDACTED] 2 DAY FLOAT 07/11	\$1,098.00
07/14		Book Transfer Credit B/O: Plp Associates Holdings L P Stamford CT 06901-3431 Ref: Distribution Trn: [REDACTED] YOUR REF: ATS OF 17/07/14	1,960,000.00

Transfer #3: \$1.96M transfer from PLP Associates Holdings L.P. to BR Holdings Associates L.P.

Withdrawals and Debits

Ledger Date	Value Date	Description	Amount
07/14		Book Transfer Debit A/C: Rosebay Medical CO L P Oklahoma City OK 73134-2617 Ref: Distribution Trn: [REDACTED] YOUR REF: NONREF	\$980,000.00
07/14		Book Transfer Debit A/C: Beacon CO Zurich Switzerland Ch-80-55 Ref: Distribution Trn: [REDACTED] YOUR REF: NONREF	980,000.00

Transfer #4B: \$980,000 transfer from BR Holdings Associates L.P. to Rosebay Medical Company L.P.

Transfer #4A: \$980,000 transfer from BR Holdings Associates L.P. to Beacon Company.

Source: J.P. Morgan Chase monthly bank statement for BR Holdings Associates L.P., July 2017

Selection 6 – Ex-US Cash Distribution to Mundipharma KK (aka Mundipharma Japan), July 2017 (cont'd)



JPMorgan Chase Bank, N.A.
 Northeast Market
 P O Box 659754
 San Antonio, TX 78265 - 9754

July 01, 2017 through July 31, 2017

Account Number: [REDACTED]

Customer Service Information

If you have any questions about your statement, please contact your Customer Service Professional.

00022177 WBS 802 211 21317 NNNNNNNNNN 1 000000000 80 0000

RSJ CO LP
 ONE STAMFORD FORUM
 STAMFORD CT 06901-3516

Deposits and Credits

Ledger Date	Description	Amount
07/17	Book Transfer Credit B/O: Purdue Holdings L P Stamford CT 06901-3516 Ref: Capital Contribution Trn: [REDACTED] YOUR REF: ATS OF 17/07/14	\$17,640,000.00
07/17	Book Transfer B/O: Beacon CO Zurich Switzerland Ch-80-55 Ref: Beacon Company Vacca Trn: [REDACTED] YOUR REF: OS1 OF 17/07/17	980,000.00
07/20	Book Transfer Credit B/O: Rosebay Medical CO L P Oklahoma City OK 73134-2617 Ref: Rosebay Medical Company Lp Trn: [REDACTED] YOUR REF: ATS OF 17/07/20	980,000.00
Total		\$19,600,000.00

Transfer #7: \$17.64M transfer from Purdue Holdings L.P. to RSJ Company L.P.

Transfer #5A: \$980K transfer from Beacon Company to RSJ Company L.P.

Transfer #5B: \$980K transfer from Rosebay Medical Company L.P. to RSJ Company L.P.

Withdrawals and Debits

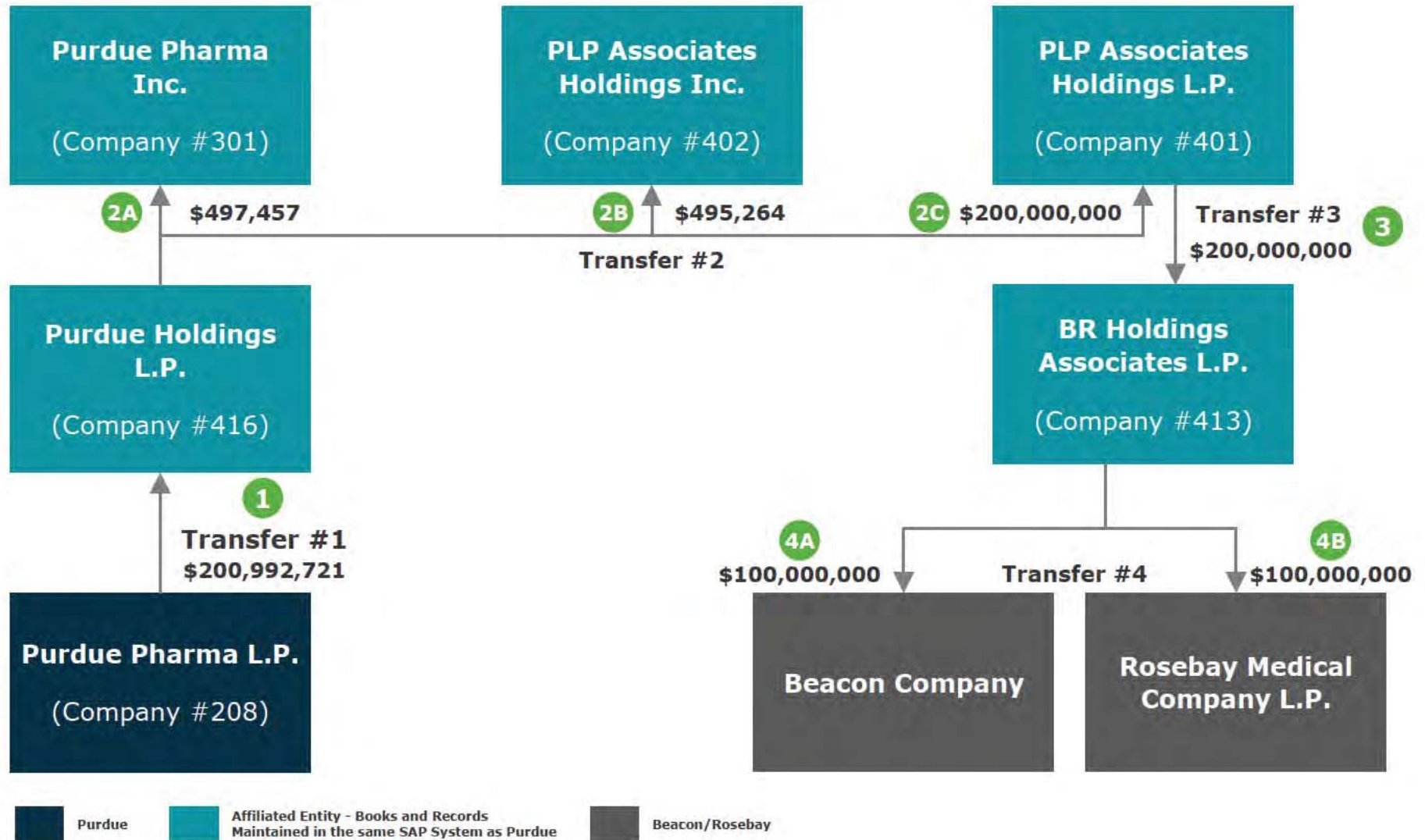
Ledger Date	Description	Amount
07/20	Book Transfer Debit A/C: Sumitomo Mitsui Banking Corporationchiyoda-Ku Tokyo Japan 51500-0 Ben:/3031736 Mundipharma K.K. Ref: Japan Funding Requirement Trn: [REDACTED] YOUR REF: NONREF	\$19,600,000.00
Total		\$19,600,000.00

Transfer #8: \$19.6M transfer from RSJ Company L.P. to Mundipharma KK (Mundipharma Japan).

AlixPartners

Selection 7 Purdue US Partner Cash Distributions (2011)

Selection 7 – US Partner Cash Distribution to Beacon Company and Rosebay Medical Company L.P., June 2011



Selection 7 – US Partner Cash Distribution to Beacon Company and Rosebay Medical Company L.P., June 2011 (cont'd)

Itm	PK	Account	Account short text	Cost Ctr	Profit Ctr	Order	Tx	Amount	Text
1	40	102416	Purdue Holdings LP		GEN			200.992.721,00	FUNDING to PURDUE HOLDINGS LP
2	40	100010	Cash Concentration		GEN			50.000.000,00	BofA: SHORT-TERM INVESTMENT
3	40	100010	Cash Concentration		GEN			50.000.000,00	GOLDMAN SACHS MONEY MARKET DRAW-DOWN
4	40	100010	Cash Concentration		GEN			26.394.129,54	CARDINAL HEALTH
5	40	100010	Cash Concentration		GEN			17.624.116,55	MCKESSON

Itm	PK	Account	Account short text	Cost Ctr	Profit Ctr	Order	Tx	Amount	Text
107	50	100010	Cash Concentration		GEN			200.992.721,00	FUNDING to PURDUE HOLDINGS LP
108	50	100450	BOA Money Market		GEN			50.000.000,00	BofA: SHORT-TERM INVESTMENT
109	50	100430	Money Mkt Goldman		GEN			50.000.000,00	GOLDMAN SACHS MONEY MARKET DRAW-DOWN
110	50	100110	Lockbox Clearing		GEN			26.394.129,54	CARDINAL HEALTH
111	50	100110	Lockbox Clearing		GEN			17.624.116,55	MCKESSON

Transfer #1: \$200,992,721 transfer from Purdue Pharma L.P. to Purdue Holdings L.P.

Selection 7 – US Partner Cash Distribution to Beacon Company and Rosebay Medical Company L.P., June 2011 (cont'd)

Itm	PK	Account	Account short text	Cost Ctr	Profit Ctr	Order	Tx	Amount	Text
1	40	100010	Cash Concentration		GEN			200.992.721,00	FUNDING from PURDUE PHARMA L.P.
2	40	102401	PLP Assoc Holdings		GEN			200.000.000,00	FUNDING to PLP ASC. HOLDINGS LP
3	40	102301	Purdue Pharma Inc.		GEN			497.457,00	FUNDING to PURDUE PHARMA, INC.
4	40	102402	PLP Assoc Holdings		GEN			495.264,00	FUNDING to PLP ASC. HOLDINGS, INC.
5	50	102208	Purdue Pharma L.P.		GEN			200.992.721,00	FUNDING from PURDUE PHARMA L.P.
6	50	100010	Cash Concentration		GEN			200.000.000,00	FUNDING to PLP ASC. HOLDINGS LP
7	50	100010	Cash Concentration		GEN			497.457,00-	FUNDING to PURDUE PHARMA, INC.
8	50	100010	Cash Concentration		GEN			495.264,00-	FUNDING to PLP ASC. HOLDINGS, INC.

Itm	PK	Account	Account short text	Cost Ctr	Profit Ctr	Order	Tx	Amount	Text
1	40	100010	Cash Concentration		GEN			495.264,00	FUNDING from PURDUE HOLDINGS LP
2	50	102416	Purdue Holdings LP		GEN			495.264,00-	FUNDING from PURDUE HOLDINGS LP

Doc.Type : SA (G/L account document) Normal document
 Doc. Number 100000109 Company Code 416 Fiscal Year 2011
 Doc. Date 12.07.2011 Posting Date 07.07.2011 Period 07
 Calculate Tax
 Doc. Currency USD
 Doc. Hdr Text CTW 07012011 to 07072011

Transfer #2A: \$497,457 transfer from Purdue Holdings L.P. to Purdue Pharma Inc.

Transfer #1: \$200,992,721 transfer from Purdue Pharma L.P. to Purdue Holdings L.P.

Doc.Type : SA (G/L account document) Normal document
 Doc. Number 100000467 Company Code 402 Fiscal Year 2011
 Doc. Date 12.07.2011 Posting Date 07.07.2011 Period 07
 Calculate Tax
 Doc. Currency USD
 Doc. Hdr Text CTW 07012011 to 07072011

Transfer #2B: \$495,264 transfer from Purdue Holdings L.P. to PLP Associates Holdings Inc.

Transfer #2C: \$200M transfer from Purdue Holdings L.P. to PLP Associates Holdings L.P.

Selection 7 – US Partner Cash Distribution to Beacon Company and Rosebay Medical Company L.P., June 2011 (cont'd)

Itm	PK	Account	Account short text	Cost Ctr	Profit Ctr	Order	Tx	Amount	Text
1	40	100010	Cash Concentration		GEN			497.457,00	FUNDING from PURDUE HOLDINGS LP
2	50	102416	Purdue Holdings LP		GEN			497.457,00-	FUNDING from PURDUE HOLDINGS LP

Transfer #2A: \$497,457 transfer from Purdue Holdings L.P. to Purdue Pharma Inc.

Itm	PK	Account	Account short text	Cost Ctr	Profit Ctr	Order	Tx	Amount	Text
1	40	100010	Cash Concentration		GEN			200.000.000,00	FUNDING from PURDUE HOLDINGS LP
2	40	102413	BR Holdings Assoc LP		GEN			200.000.000,00	FUNDING to BR HOLDINGS ASC. LP
3	50	102416	Purdue Holdings LP		GEN			200.000.000,00	FUNDING from PURDUE HOLDINGS LP
4	50	100010	Cash Concentration		GEN			200.000.000,00-	FUNDING to BR HOLDINGS ASC. LP

Transfer #3: \$200M transfer from PLP Associates Holdings L.P. to BR Holdings Associates L.P.

Transfer #2C: \$200M transfer from Purdue Holdings L.P. to PLP Associates Holdings L.P.

Selection 7 – US Partner Cash Distribution to Beacon Company and Rosebay Medical Company L.P., June 2011 (cont'd)

<p>Doc.Type : SA (G/L account document) Normal document Doc. Number 100000379 Company Code 413 Fiscal Year 2011 Doc. Date 12.07.2011 Posting Date 07.07.2011 Period 07 Calculate Tax <input type="checkbox"/> Doc. Currency USD Doc. Hdr Text CIW 07012011 to 07072011</p>									
<p>Transfer #3: \$200M transfer from PLP Associates Holdings L.P. to BR Holdings Associates L.P.</p>									
Itm	PK	Account	Account short text	Cost Ctr	Profit Ctr	Order	Tx	Amount	Text
1	40	100010	Cash Concentration		GEN			200.000.000,00	FUNDING from PLP ASC. HOLDINGS LP
2	50	102401	PLP Assoc Holdings		GEN			200.000.000,00-	FUNDING from PLP ASC. HOLDINGS LP

<p>Doc.Type : KZ (Vendor payment) Normal document Doc. Number 1500000024 Company Code 413 Fiscal Year 2011 Doc. Date 07.07.2011 Posting Date 08.07.2011 Period 07 Calculate Tax <input type="checkbox"/> Ref.Doc. WIRE TRANSFER Doc. Currency USD</p>									
<p>Transfer #4A: \$100M transfer from BR Holdings Associates L.P. to Beacon Company.</p>									
Itm	PK	Account	Account short text	Cost Ctr	Profit Ctr	Order	Tx	Amount	Text
1	50	100010	Cash Concentration		GEN			100.000.000,00-	
2	25	1029154	BEACON CO		GEN			100.000.000,00	

<p>Doc.Type : KZ (Vendor payment) Normal document Doc. Number 1500000025 Company Code 413 Fiscal Year 2011 Doc. Date 07.07.2011 Posting Date 08.07.2011 Period 07 Calculate Tax <input type="checkbox"/> Ref.Doc. WIRE TRANSFER Doc. Currency USD</p>									
<p>Transfer #4B: \$100M transfer from BR Holdings Associates L.P. to Rosebay Medical Company L.P.</p>									
Itm	PK	Account	Account short text	Cost Ctr	Profit Ctr	Order	Tx	Amount	Text
1	50	100010	Cash Concentration		GEN			100.000.000,00-	
2	25	1016497	ROSEBAY MEDICAL COMP		GEN			100.000.000,00	

Source: SAP General Ledger detail

Selection 7 – US Partner Cash Distribution to Beacon Company and Rosebay Medical Company L.P., June 2011 (cont'd)

[DRAFT - June 30, 2011]

DECISION
June 24, 2011

Purdue Pharma L.P. — 2Q 2011 Distribution


It was decided that Purdue Pharma L.P. ("PPLP") distribute \$200,992,721 for the quarter ending June 30, 2011 as follows:

1. PPLP will distribute \$200,992,721 to Purdue Holdings L.P. ("PHLP");
2. PHLP will then distribute \$200,992,721 as follows:

Company	Amount
Purdue Pharma Inc.	\$ 497,457
PLP Associates Holdings Inc.	495,264
PLP Associates Holdings L.P.	<u>\$ 200,000,000</u>
TOTAL	<u>\$ 200,992,721</u>
3. PLP Associates Holdings L.P. will thereafter distribute \$200,000,000 to BR Holdings Associates L.P.; and
4. BR Holdings Associates L.P. will then distribute \$200,000,000 as follows:

Company	Amount
Beacon Company	\$ 100,000,000
Rosebay Medical Company L.P.	<u>100,000,000</u>
TOTAL	<u>\$ 200,000,000</u>

(Decision of the Board of Directors of Purdue Pharma Inc., as the general partner of Purdue Pharma L.P.)



Okay to Pay

CPAN: 4967311

Transfer #1: Authorization for \$200,992,721 transfer from Purdue Pharma L.P. to Purdue Holdings L.P.

Transfers #2A, #2B, and #2C: Authorization for transfers from Purdue Holdings L.P. in amounts of \$497,457, \$495,264, and \$200M to Purdue Pharma Inc., PLP Associates Holdings Inc., and PLP Associates Holdings L.P., respectively.

Transfer #3: Authorization for \$200M transfer from PLP Associates Holdings L.P. to BR Holdings Associates L.P.

Transfers #4A and #4B: Authorization for \$100M transfer from BR Holdings Associates L.P. to each of Beacon Company and Rosebay Medical Company L.P.

Selection 7 – US Partner Cash Distribution to Beacon Company and Rosebay Medical Company L.P., June 2011 (cont'd)

Transfer #4A: Authorization for \$100M transfer from BR Holdings Associates L.P. to Beacon Company.

PURDUE WIRE TRANSFER REQUEST

"FOR" ACCOUNTS PAYABLE USE ONLY SAP PAYMENT DUE DATE: Vendor with Payment Due (Vendor) <input type="checkbox"/> Yes - do not process this Wire <input type="checkbox"/> No - ok to use the Form SAP VENDOR NUMBER: 1029154 INVOICE NO. / PO NO.: SAP DOCUMENT NUMBERS: WIRE TRANSFER DOCUMENT NUMBER:	DATE: <u>6-Jul-2011</u>	Bank Acct Name: <u>JPMorganChase</u>
	FROM CO. NAME: <u>BR Holdings Associates LP</u>	Bank Acct Number: <u>[REDACTED]</u>
	DATE VENDOR NAME: <u>BEACON CO</u>	
	STREET ADDRESS:	
	CITY, STATE, ZIP:	
	RECIPIENT BANK NAME: <u>JPMorganChase</u>	
	BANK STREET ADDRESS: <u>1411 AVE OF THE AMERICAS</u>	
	CITY, STATE, ZIP: <u>New York, NY 10041</u>	
	ACCOUNT NUMBER: <u>[REDACTED]</u>	
	ABA NUMBER: <u>021000021</u>	
REQUESTED BY:	TOTAL WIRE TRANSFER AMOUNT: <u>\$ 100,000,000.00</u>	
	PAYMENT DESCRIPTION: <u>2Q11 Partner Distribution</u>	
	Request: Company/Expense/Inv/Cost Center/Proj/Prod	
	DL Desc: <u>413-002046</u> \$ Amount: <u>\$ 100,000,000.00</u>	
	DL Desc: \$ Amount:	
	DL Desc: Total Amount: <u>\$ 100,000,000.00</u>	
NOTE: Wire Transfer Amounts less than \$50,000.01 do not require an authorized signature (below) Amounts between \$ 50,000.01 and \$500,000 require one A or B Group Signer Amounts over \$500,000 require one signer from each group Amounts over \$1,000,000.01, one of the signers must be an EVP (EVP): John Stewart, Ed Mahony, David Long, James Dolan		
Group A Signer: <u>[REDACTED]</u> (Signature) Group B Signer: <u>[REDACTED]</u> (Signature)		
Created By: <u>JML 7 JUL</u> Approved By: <u>[REDACTED]</u> Released By: <u>JML</u> Repetitive Name:		
ACCOUNTS PAYABLE REVIEW REVIEWED BY: <u>[REDACTED]</u> EXT 7087 Instructions: A, B, C, D, E, F, G, H, I, J, K, L, M, N, O, P, Q, R, S, T, U, V, W, X, Y, Z, AA, AB, AC, AD, AE, AF, AG, AH, AI, AJ, AK, AL, AM, AN, AO, AP, AQ, AR, AS, AT, AU, AV, AW, AX, AY, AZ, BA, BB, BC, BD, BE, BF, BG, BH, BI, BJ, BK, BL, BM, BN, BO, BP, BQ, BR, BS, BT, BU, BV, BW, BX, BY, BZ, CA, CB, CC, CD, CE, CF, CG, CH, CI, CJ, CK, CL, CM, CN, CO, CP, CQ, CR, CS, CT, CU, CV, CW, CX, CY, CZ, DA, DB, DC, DD, DE, DF, DG, DH, DI, DJ, DK, DL, DM, DN, DO, DP, DQ, DR, DS, DT, DU, DV, DW, DX, DY, DZ, EA, EB, EC, ED, EE, EF, EG, EH, EI, EJ, EK, EL, EM, EN, EO, EP, EQ, ER, ES, ET, EU, EV, EW, EX, EY, EZ, FA, FB, FC, FD, FE, FF, FG, FH, FI, FJ, FK, FL, FM, FN, FO, FP, FQ, FR, FS, FT, FU, FV, FW, FX, FY, FZ, GA, GB, GC, GD, GE, GF, GG, GH, GI, GJ, GK, GL, GM, GN, GO, GP, GQ, GR, GS, GT, GU, GV, GW, GX, GY, GZ, HA, HB, HC, HD, HE, HF, HG, HH, HI, HJ, HK, HL, HM, HN, HO, HP, HQ, HR, HS, HT, HU, HV, HW, HX, HY, HZ, IA, IB, IC, ID, IE, IF, IG, IH, II, IJ, IK, IL, IM, IN, IO, IP, IQ, IR, IS, IT, IU, IV, IW, IX, IY, IZ, JA, JB, JC, JD, JE, JF, JG, JH, JI, JJ, JK, JL, JM, JN, JO, JP, JQ, JR, JS, JT, JU, JV, JW, JX, JY, JZ, KA, KB, KC, KD, KE, KF, KG, KH, KI, KJ, KK, KL, KM, KN, KO, KP, KQ, KR, KS, KT, KU, KV, KW, KX, KY, KZ, LA, LB, LC, LD, LE, LF, LG, LH, LI, LJ, LK, LL, LM, LN, LO, LP, LQ, LR, LS, LT, LU, LV, LW, LX, LY, LZ, MA, MB, MC, MD, ME, MF, MG, MH, MI, MJ, MK, ML, MM, MN, MO, MP, MQ, MR, MS, MT, MU, MV, MW, MX, MY, MZ, NA, NB, NC, ND, NE, NF, NG, NH, NI, NJ, NK, NL, NM, NN, NO, NP, NQ, NR, NS, NT, NU, NV, NW, NX, NY, NZ, OA, OB, OC, OD, OE, OF, OG, OH, OI, OJ, OK, OL, OM, ON, OO, OP, OQ, OR, OS, OT, OU, OV, OW, OX, OY, OZ, PA, PB, PC, PD, PE, PF, PG, PH, PI, PJ, PK, PL, PM, PN, PO, PP, PQ, PR, PS, PT, PU, PV, PW, PX, PY, PZ, QA, QB, QC, QD, QE, QF, QG, QH, QI, QJ, QK, QL, QM, QN, QO, QP, QQ, QR, QS, QT, QU, QV, QW, QX, QY, QZ, RA, RB, RC, RD, RE, RF, RG, RH, RI, RJ, RK, RL, RM, RN, RO, RP, RQ, RR, RS, RT, RU, RV, RW, RX, RY, RZ, SA, SB, SC, SD, SE, SF, SG, SH, SI, SJ, SK, SL, SM, SN, SO, SP, SQ, SR, SS, ST, SU, SV, SW, SX, SY, SZ, TA, TB, TC, TD, TE, TF, TG, TH, TI, TJ, TK, TL, TM, TN, TO, TP, TQ, TR, TS, TT, TU, TV, TW, TX, TY, TZ, UA, UB, UC, UD, UE, UF, UG, UH, UI, UJ, UK, UL, UM, UN, UO, UP, UQ, UR, US, UT, UU, UV, UW, UX, UY, UZ, VA, VB, VC, VD, VE, VF, VG, VH, VI, VJ, VK, VL, VM, VN, VO, VP, VQ, VR, VS, VT, VU, VV, VW, VX, VY, VZ, WA, WB, WC, WD, WE, WF, WG, WH, WI, WJ, WK, WL, WM, WN, WO, WP, WQ, WR, WS, WT, WU, WV, WW, WX, WY, WZ, XA, XB, XC, XD, XE, XF, XG, XH, XI, XJ, XK, XL, XM, XN, XO, XP, XQ, XR, XS, XT, XU, XV, XW, XX, XY, XZ, YA, YB, YC, YD, YE, YF, YG, YH, YI, YJ, YK, YL, YM, YN, YO, YP, YQ, YR, YS, YT, YU, YV, YW, YX, YY, YZ, ZA, ZB, ZC, ZD, ZE, ZF, ZG, ZH, ZI, ZJ, ZK, ZL, ZM, ZN, ZO, ZP, ZQ, ZR, ZS, ZT, ZU, ZV, ZW, ZX, ZY, ZZ		

Source: Purdue wire transfer request dated 7/6/11

Selection 7 – US Partner Cash Distribution to Beacon Company and Rosebay Medical Company L.P., June 2011 (cont'd)

Transfer #4B: Authorization for \$100M transfer from BR Holdings Associates L.P. to Rosebay Medical Company L.P.

FOR ACCOUNTS PAYABLE USE ONLY		DATE: 6-JUL-2011	Bank Acct Name: JPMorganChase
SAP PAYMENT DUE DATE		FROM CO. NAME: BR Holdings Associates LP	Bank Acct Number: [REDACTED]
SAP VENDOR NUMBER: 1016497		PAISE VENDOR NAME: Rosebay Medical Company LP	
INVOICE NO. / PO NO.		STREET ADDRESS: c/o North Bay Associates	
SAP DOCUMENT NUMBERS		CITY, STATE, ZIP: Oklahoma City, OK 73134	
WIRE TRANSFER DOCUMENT NUMBER		REGIST BANK NAME: JPMorganChase	
		BANK STREET ADDRESS: 55 Water Street	
		CITY, STATE, ZIP: New York, NY 10005	
		ACCOUNT NUMBER: [REDACTED]	
		ASA NUMBER: 021000021	
		REQUESTED BY:	
		TOTAL WIRE TRANSFER AMOUNT: \$ 100,000,000.00	
		PAYMENT DESCRIPTION: 2Q11 Partner Distribution	
Required: Company/Expense/Cont Center/Inst/Project			
		Dr. Det: 413-502044	\$ Amount: \$ 100,000,000.00
		Cr. Det:	\$ Amount:
		Cr. Det:	Total Amount: \$ 100,000,000.00
NOTE: Wire Transfer Amounts less than \$100,000.01 do not require an authorized signature (below) Amounts between \$ 100,000.01 and \$999,999 require one A or B Group Signer Amounts over \$999,999 require one signer from each group Amounts over \$1,000,000.01, one of the signers must be an EVP (EVP: John Stewart, Ed Mahony, [REDACTED])			
Group A Signer: [REDACTED]		[REDACTED]	
Group B Signer: [REDACTED]		[REDACTED]	
TREASURY USE ONLY			
Created By: SAC - 7 JUL	ACCOUNTS PAYABLE REVIEW		
Approved By: SAC	CEASED BY: [REDACTED] EXT. 7081		
Released By: SAC	Repetitive Name: ROSEBAY MEDICAL		
DCS Stamp	AP STAMP		

Selection 7 – US Partner Cash Distribution to Beacon Company and Rosebay Medical Company L.P., June 2011 (cont'd)

Transfer #4A: Confirmation for \$100M transfer from BR Holdings Associates L.P. to Beacon Company.

07/JUL/11* 12:27 Transaction Det/Session No000-1562
Status Released

TYPE: PAY BANK CHASE LOC NYC CUST LINRBEACON
METHOD BKT ACCOUNT ██████████
TRF DATED 07/JUL/11 VALUE 07/JUL/11 AMOUNT USD 100,000,000.00
CONFIRMATION NUM2507100186J00000

ULTIMATE BENEFICIARY
Acct No ██████████ 7
Name Beacon Co
Address :

Advice :
Instr :

BENEFICIARY BANK
Acct No/ID:
Name :
Address :

Advice :
Instr :

CORRESPONDENT / PAY THROUGH BANK
Acct No/ID:
Name :
Address :

Advice :
Instr :

BY ORDER OF
Name :
Address :

CUST REF :
REFERENCE TEXT
0711 Partner Distribution

Page 1 5

RECEIVED
JUL 08 2011
BY: _____

Selection 7 – US Partner Cash Distribution to Beacon Company and Rosebay Medical Company L.P., June 2011 (cont'd)

Transfer #4B: Confirmation for \$100M transfer from BR Holdings Associates L.P. to Rosebay Medical Company L.P.

07/JUL/11 12:27 Transaction Det/Session No000-1563
StatusReleased

TYPE PAY BANK CHQ/USD 100,000,000.00 CUST LINROSEBAY MEDICAL
METRO08 BK1 ACCOUNT [REDACTED]
TRF DATED 07/JUL/11 VALUE 07/JUL/11 AMOUNT USD 100,000,000.00
CONFIRMATION NUM2507200188J00000

ULTIMATE BENEFICIARY
Acct No [REDACTED] 7
Name Rosebay Medical Company LP
Address c/o North Bay Associates
Oklahoma City OK 73134

Advice :
Instr :

BENEFICIARY BANK
Acct No/ID:
Name :
Address :

Advice :
Instr :

CORRESPONDENT / PAY THROUGH BANK
Acct No/ID:
Name :
Address :

Advice :
Instr :

BY ORDER OF
Name :
Address :

CUST REF :
REFERENCE TEXT
2011 Partner Distribution

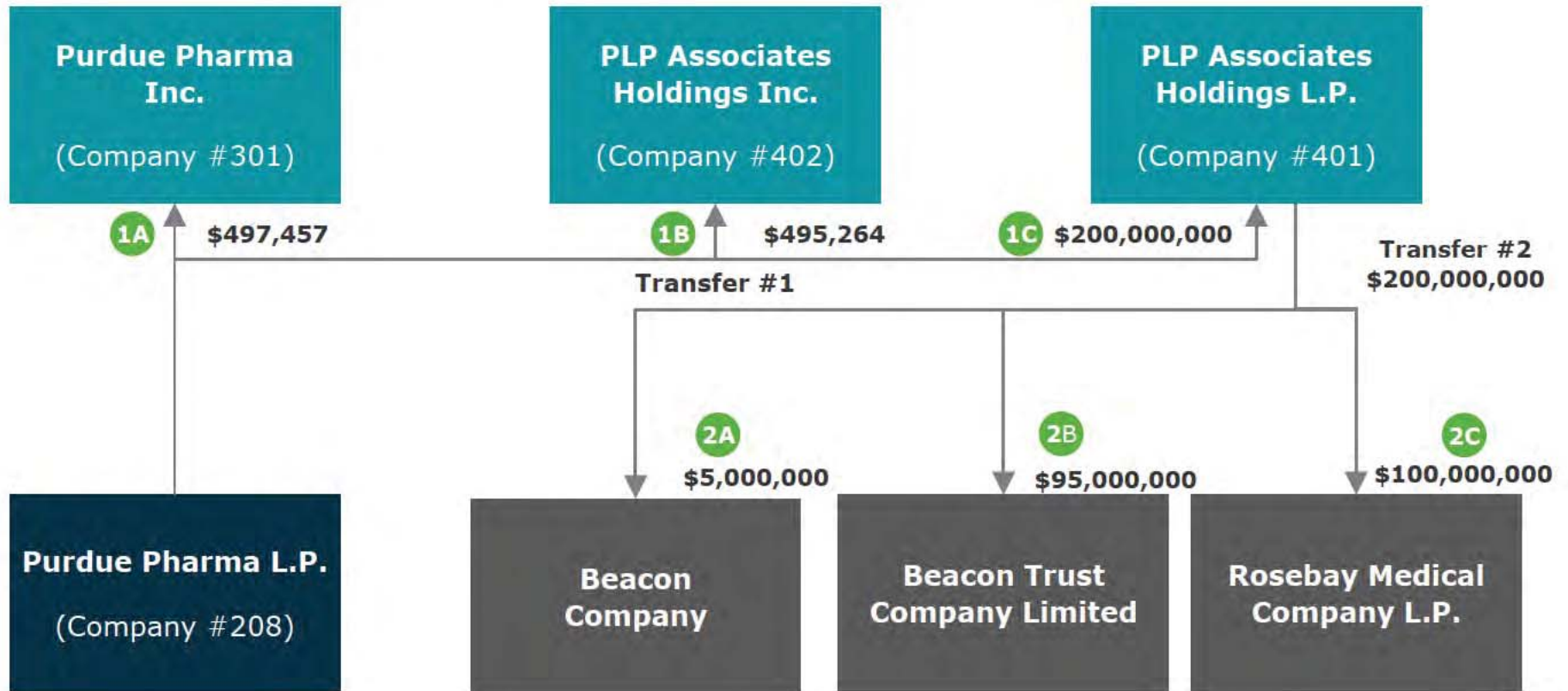
RECEIVED
JUL 08 2011
BY: _____

Page 7

AlixPartners

Selection 8 Purdue US Partner Cash Distributions (2009)

Selection 8 – US Partner Cash Distribution to Beacon Company and Rosebay Medical Company L.P., March 2009



Purdue
 Affiliated Entity - Books and Records Maintained in the same SAP System as Purdue
 Beacon/Rosebay

Selection 8 – US Partner Cash Distribution to Beacon Company and Rosebay Medical Company L.P., March 2009 (cont'd)

Itm	PK	Account	Account short text	Cost Ctr	Profit Ctr	Order	Tx	Amount	Text
176	50	100010	Cash Concentration		GEN			500.000,00-	I/C PPLP TO PURDUE PHARMA TECHNOLOGIES, INC.
177	50	100010	Cash Concentration		GEN			497.457,00-	FUNDING to PURDUE PHARMA, INC.
178	50	100010	Cash Concentration		GEN			495.264,00-	FUNDING to PLP ASC. HOLDINGS, INC.
179	50	100110	Lockbox Clearing		GEN			467.234,06-	AR LOCKBOX

Doc.Type : SA (G/L account document) Normal document
 Doc. Number 100050281 Company Code 208 Fiscal Year 2009
 Doc. Date 17.03.2009 Posting Date 16.03.2009 Period 03
 Calculate Tax
 Doc. Currency USD
 Doc. Hdr Text CTW 03102009 to 03162009

Transfer #1A: \$497,457 transfer from Purdue Pharma L.P. to Purdue Pharma Inc.

Transfer #1B: \$495,264 transfer from Purdue Pharma L.P. to PLP Associates Holdings Inc.

Itm	PK	Account	Account short text	Cost Ctr	Profit Ctr	Order	Tx	Amount	Text
319	50	100010	Cash Concentration		GEN			200.000.000,00-	3/11/2009 ADVANCE to PLP ASC. HOLDINGS LP
156	50	100430	Money Mkt Goldman		GEN			105.000.000,00-	GOLDMAN SACHS MONEY MARKET DRAW-DOWN
320	50	100450	BOA Money Market		GEN			100.000.000,00-	3/11/2009 MIC / BoFA money market
321	50	100400	Temp. Invest. Chase		GEN			30.000.000,00-	3/12/2009 MIC / BoFA SHORT-TERM INVESTMENT

Doc.Type : SA (G/L account document) Normal document
 Doc. Number 100050281 Company Code 208 Fiscal Year 2009
 Doc. Date 17.03.2009 Posting Date 16.03.2009 Period 03
 Calculate Tax
 Doc. Currency USD
 Doc. Hdr Text CTW 03102009 to 03162009

Transfer #1C: \$200M transfer from Purdue Pharma L.P. to PLP Associates Holdings L.P.

Selection 8 – US Partner Cash Distribution to Beacon Company and Rosebay Medical Company L.P., March 2009 (cont'd)

Item	PK	Account	Account short text	Cost Ctr	Profit Ctr	Order	Tx	Amount	Text
1	40	100010	Cash Concentration		GEN			497.457,00	PPLP ADVANCE TO PURDUE PHARMA INC.
2	50	102208	Purdue Pharma L.P.		GEN			497.457,00-	PPLP ADVANCE TO PURDUE PHARMA INC.

Transfer #1A: \$497,457 transfer from Purdue Pharma L.P. to Purdue Pharma Inc.

Item	PK	Account	Account short text	Cost Ctr	Profit Ctr	Order	Tx	Amount	Text
1	40	100010	Cash Concentration		GEN			495.264,00	ADVANCE from PPLP
2	50	102208	Purdue Pharma L.P.		GEN			495.264,00-	ADVANCE from PPLP

Transfer #1B: \$495,264 transfer from Purdue Pharma L.P. to PLP Associates Holdings Inc.

Item	PK	Account	Account short text	Cost Ctr	Profit Ctr	Order	Tx	Amount	Text
1	40	100010	Cash Concentration		GEN			200.000.000,00	ADVANCE from PPLP
2	50	102208	Purdue Pharma L.P.		GEN			200.000.000,00-	ADVANCE from PPLP

Transfer #1C: \$200M transfer from Purdue Pharma L.P. to PLP Associates Holdings L.P.

Selection 8 – US Partner Cash Distribution to Beacon Company and Rosebay Medical Company L.P., March 2009 (cont'd)

Item	PK	Account	Account short text	Cost Ctr	Profit Ctr	Order	Ix	Amount	Text
1	50	100010	Cash Concentration		GEN			95.000.000,00-	
2	25	1018449	BEACON TRUST COMPANY		GEN			95.000.000,00	

Item	PK	Account	Account short text	Cost Ctr	Profit Ctr	Order	Ix	Amount	Text
1	50	100010	Cash Concentration		GEN			5.000.000,00-	
2	25	1029154	BEACON CO		GEN			5.000.000,00	

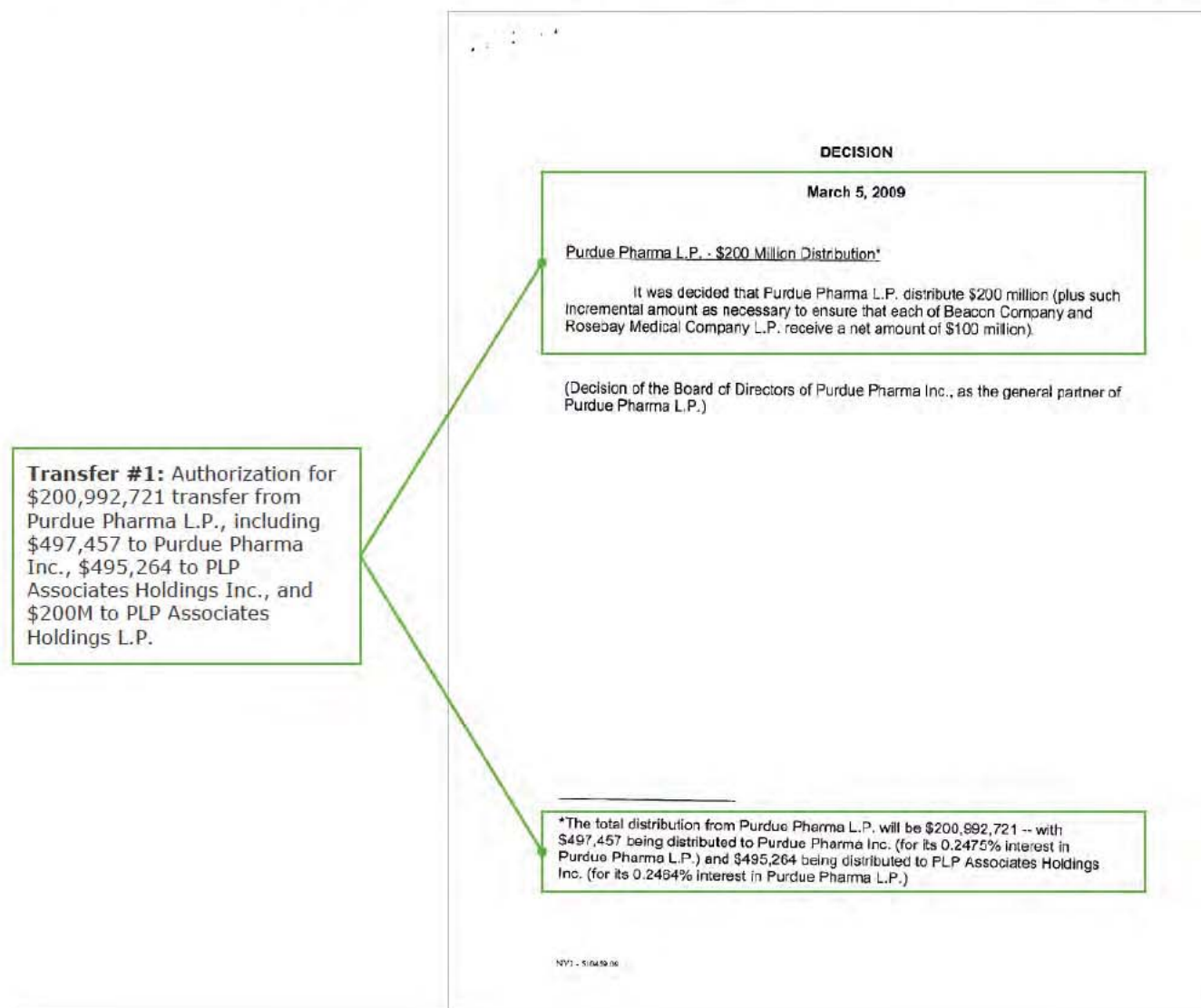
Item	PK	Account	Account short text	Cost Ctr	Profit Ctr	Order	Ix	Amount	Text
1	50	100010	Cash Concentration		GEN			100.000.000,00-	
2	25	1016497	ROSEBAY MEDICAL COMP		GEN			100.000.000,00	

Transfer #2A and 2B: \$100M transfer from PLP Associates Holdings L.P. to Beacon Company.

- **Transfer 2A:** \$95M paid to Beacon Trust Company.
- **Transfer 2B:** \$5M paid to Beacon Company (different vendor codes)

Transfer #2C: \$100M transfer from PLP Associates Holdings L.P. to Rosebay Medical Company L.P.

Selection 8 – US Partner Cash Distribution to Beacon Company and Rosebay Medical Company L.P., March 2009 (cont'd)



Source: Decision of the Board of Directors of Purdue Pharma Inc. dated 3/5/2009

Selection 8 – US Partner Cash Distribution to Beacon Company, Beacon Trust Co. Limited and Rosebay Medical Company L.P., March 2009 (cont'd)

Transfer #2A: Authorization for \$5M transfer from PLP Associates Holdings L.P. to Beacon Co.

ACCOUNTS PAYABLE USE ONLY

DATE: 3/10/09 Paper Bank Acct Name: JPMorgan Chase

FROM CO. NAME: PLP Associates Holdings L.P. Bank Acct Number: [REDACTED]

PAYEE/ENDORSE NAME: BEACON COMPANY

STREET ADDRESS: [REDACTED]

CITY, STATE, ZIP: [REDACTED]

RECIPIENT BANK NAME: JP MICHIGAN CHASE BANK

BANK STREET ADDRESS: 101 LAKE OF THE AMERICAS

CITY, STATE, ZIP: NEW YORK, NY 10020

ACCOUNT NUMBER: [REDACTED]

ABA NUMBER: 021000024

TOTAL WIRE TRANSFER AMOUNT: \$5,000,000.00

Required: Company/Expense/Account Name/Check/Project

DA Date: 3/10/09 \$ Amount: \$ 5,000,000.00

CA Date: \$ Amount: \$

CC Date: 3/10/09 \$ Amount: \$ 5,000,000.00

NOTE: Wire Transfer Amounts \$10,000 or less do not require an authorized signature (online)

Authorized Signer 1: [REDACTED]

Authorized Signer 2: [REDACTED]

Reviewed/Released for Payment
Per SAC: SAL
By: SAC
Debit/Credit Control Group

Reviewed/Released for Payment
Per SAC: SAC
By: SAC
Debit/Credit Control Group

Selection 8 – US Partner Cash Distribution to Beacon Company, Beacon Trust Co. Limited and Rosebay Medical Company L.P., March 2009 (cont'd)

Transfer #2A: Confirmation of \$5M transfer from PLP Associates Holdings L.P. to Beacon Co.

11/MAR/09 09:42 Transaction CSession 00-4865
StatuReleased

TYPE PA'BANCHASE LO'NY'CUST LINE:
METH:BKTACCO [REDACTED]
TFR D.11/MARVALL11/MAFAMOLUS5,000,000.00
CONFIRMATI0876600070JO0000

ULTIMATE BENEFICIARY
Acct No. [REDACTED]
Name BEACON COMPANY
Address :

Advice :
Instr :

BENEFICIARY BANK
Acct No/ID:
Name Jpmorgan Chase Bank
AddressNew York Ny 10004

Advice :
Instr :

CORRESPONDENT / PAY THROUGH BANK
Acct No/ID:
Name :
Address :

Advice :
Instr :

BY ORDER OF
Name :
Address :

CUST REF :

REFERENCE TEXT
IPRIORITY!

Selection 8 – US Partner Cash Distribution to Beacon Company, Beacon Trust Co. Limited and Rosebay Medical Company L.P., March 2009 (cont'd)

Transfer #2B: Authorization for \$95M transfer from PLP Associates Holdings L.P. to Beacon Trust Co.

WIRE TRANSFER

WIRE TYPE: RECEIVING WIRE STANDARD WIRE ACH WIRE FOREIGN WIRE DIRECT DEBIT

DATE: 10-Mar-2009 Payer Bank Acct Name: JPMorgan Chase

FROM CO. NAME: PLP ASSOCIATES HOLDINGS L.P. Bank Acct Number: [REDACTED]

TO: BEACON TRUST CO. LTD. 25 WATER STREET 2ND FL NEW YORK NY 10038

STREET ADDRESS: [REDACTED]

CITY, STATE, ZIP: [REDACTED]

RECIPIENT BANK NAME: Citibank (Guam) Limited

BANK BRANCH ADDRESS: [REDACTED]

CITY, STATE, ZIP: [REDACTED]

ACCOUNT NUMBER: [REDACTED]

BANK: [REDACTED]

ABA NUMBER: SWIFT Address: CRESG03P

Pay Through Bank: Bank of New York SWIFT Code: NYTUS33N

WIRE TRANSFER AMOUNT: \$95,000,000.00

REASON FOR TRANSFER: [REDACTED]

Required: Company/Expense/Account/Contract/Make/Project

GL Det:	Amount:	\$	95,000,000.00
GL Det:	Amount:	\$	
GL Det:	Total Amount:	\$	95,000,000.00

NOTE: Wire Transfer Amounts \$10,000 or less do not require an Authorized signature (based on bank policy)

Authorized Signer 1: [REDACTED]

Authorized Signer 2: [REDACTED]

NOTE: Both "A" & "B" Signers are authorized to sign up to their limit singly, and jointly (max "A" + max "B" signer) \$10,000.01 up to \$100

TO: PLP ASSOCIATES HOLDINGS L.P.

DATE: 3/10/09

Signature: [REDACTED]

Signature: [REDACTED]

DATE: 3/10/09

DATE: 3/10/09

Selection 8 – US Partner Cash Distribution to Beacon Company, Beacon Trust Co. Limited and Rosebay Medical Company L.P., March 2009 (cont'd)

Transfer #2B: Confirmation of \$95M transfer from PLP Associates Holdings L.P. to Beacon Trust Co.

11/MAR/09 09:42 Transaction CSession 00-4866
StatuReleased

TYPE PA'BANCHASE LOCNYCUST LINE:
METHICHFACCO020910355
TFR D,11/MARVALL11/MAFAMOLUS95,000,000.00
CONFIRMATI0876700070JO0000

ULTIMATE BENEFICIARY
Acct No. [REDACTED]
Name BEACON TRUST LIMITED
Address AS TRUSTEE OF A SETTLEMENT DATED
31 DECEMBER 1993

Advice :
Instr :

BENEFICIARY BANK
Acct No. [REDACTED]
Name CREDIT SUISSE (GUERNSEY) LIMITED
Address PO BOX 368
ST PETER PORT
GB GUERNSEY GY1 3YJ CHANNEL ISLANDS

Advice :
Instr :

CORRESPONDENT / PAY THROUGH BANK
Acct No. [REDACTED]
Name The Bank Of New York Mellon
Address 48 Wall St
New York Ny 10005-2901

Advice :
Instr :

BY ORDER OF
Name :
Address :

CUST REF :

REFERENCE TEXT
ACCOUNT NO [REDACTED] TAX PAID
ACCOUNT

Selection 8 – US Partner Cash Distribution to Beacon Company and Rosebay Medical Company L.P., March 2009 (cont'd)

Transfer #2C: Authorization for \$100M transfer from PLP Associates Holdings L.P. to Rosebay Medical Company L.P.

WIRE TRANSFER REQUEST

WIRE TYPE: RECURRING WIRE STANDARD WIRE ACH WIRE FOREIGN WIRE

ACCOUNTS PAYABLE USE ONLY

DATE: 10-Mar-2009

FROM CO. NAME: PLP Associates Holdings LP

Payor Bank Acct Name: JPMorgan Chase

Bank Acct Number: [REDACTED]

FAIRFAX/ROSEBAY: Rosebay Medical Company

STREET ADDRESS: 300 North Bay Associates

CITY, STATE, ZIP: Oklahoma City, OK 73134

REQUEST BANK NAME: JPMorgan Chase

BANK STREET ADDRESS: 50 Water Street

CITY, STATE, ZIP: New York, NY 20041

ACCOUNT NUMBER: [REDACTED]

AAA NUMBER: 021000021

REQUESTED BY: [REDACTED]

TOTAL WIRE TRANSFER AMOUNT: \$ 100,000,000.00

PAYMENT DESCRIPTION: Top-up Distribution

Required Company/Department/Cost Center/Item/Project

GL Div:	401-200077	\$ Amount:	\$ 100,000,000.00
GL Div:		\$ Amount:	
GL Div:		Total Amount:	\$ 100,000,000.00

NOTE: Wire Transfer Amounts \$100,000 or less do not require an authorized company signature.

Authorized Signer 1: [REDACTED]
Signature Required \$100,000.01 - \$500,000

Authorized Signer 2: [REDACTED]
2nd Signature Required \$500,000.01 up to \$1,000,000

NOTE: Both "1" & "2" Signers are authorized to sign up to \$100,000 singly, and jointly (one "1" + one "2" signed) \$100,000.01 up to \$1,000,000

TREASURY USE ONLY

Created By: [REDACTED]

Approved By: [REDACTED]

Reviewed By: [REDACTED]

Reviewed/Released For Payment Per SOP # 20.3 By: [Signature] Disbursement Control Group

Reviewed/Released For Payment Per SOP # 20.3 By: [Signature] Disbursement Control Group

JP MORGAN CHASE

APPROVED BY: [Signature]

DATE: 10/3/09

AMOUNT: \$100,000,000.00

WIRE TYPE: STANDARD WIRE

WIRE NUMBER: [REDACTED]

WIRE DATE: 10/3/09

WIRE TIME: 10:30 AM

WIRE STATUS: [REDACTED]

WIRE TYPE: [REDACTED]

WIRE NUMBER: [REDACTED]

WIRE DATE: [REDACTED]

WIRE TIME: [REDACTED]

WIRE STATUS: [REDACTED]

Source: Purdue wire transfer request dated 3/10/09

Selection 8 – US Partner Cash Distribution to Beacon Company and Rosebay Medical Company L.P., March 2009 (cont'd)

Transfer #2C: Confirmation of \$100M transfer from PLP Associates Holdings L.P. to Rosebay Medical Company L.P.

11/MAR/09 09:42 Transaction CSession 00-4864
Statu:Released

TYPE PABANCHASE LOONYCUST LINE:
METH@KTACC [REDACTED]
TFR D.11/MARVALL11/MAFAMOLUSH100,000,000.00
CONFIRMATI0876500070.JO0000

ULTIMATE BENEFICIARY
Acct No: [REDACTED]
Name ROSEBAY MEDICAL COMPANY
AddressCO NORTH BAY ASSOCIATES
OKLAHOMAN CITY OK 73134

Advice :
Instr :

BENEFICIARY BANK
Acct No/ID:
Name Jpmorgan Chase Bank
AddressNew York Ny 10004

Advice :
Instr :

CORRESPONDENT / PAY THROUGH BANK
Acct No/ID:
Name :
Address :

Advice :
Instr :

BY ORDER OF
Name :
Address :

CUST REF :

REFERENCE TEXT
(PRIORITY)

Page : 2

RECEIVED
[REDACTED]

Selection 8 – US Partner Cash Distribution to Beacon Company and Rosebay Medical Company L.P., March 2009 (cont'd)

**PPLP
Distribution - Profit Share**

	<u>YTD Including Feb Distribution</u>	<u>YTD Distributions</u>	<u>Payout</u>	
PPLP Distribution	268,325,282	\$ (67,332,561)	\$ 200,992,721	
Purdue Pharma Inc.	664,105	(166,648)	497,457	0.2475
PLP Associates Holdings Inc.	661,177	(165,913)	495,264	(244.55/99000) * (100% - 0.2475%)
PLP Associates Holdings L.P.	267,000,000	(67,000,000)	200,000,000	(98755.45/99000) * (100% - 0.2475%)
To BR Holdings and then Partners	267,000,000	(67,000,000)	200,000,000	
Reigo (50%)	\$ 133,500,000	\$ (33,500,000)	\$ 100,000,000	
Rosebay (50%)	\$ 133,500,000	\$ (33,500,000)	\$ 100,000,000	

Dr. Raymond Sackler

Transfer #1: Authorization for \$200,992,721 transfer from Purdue Pharma L.P., including \$497,457 to Purdue Pharma Inc., \$495,264 to PLP Associates Holdings Inc., and \$200M to PLP Associates Holdings L.P.

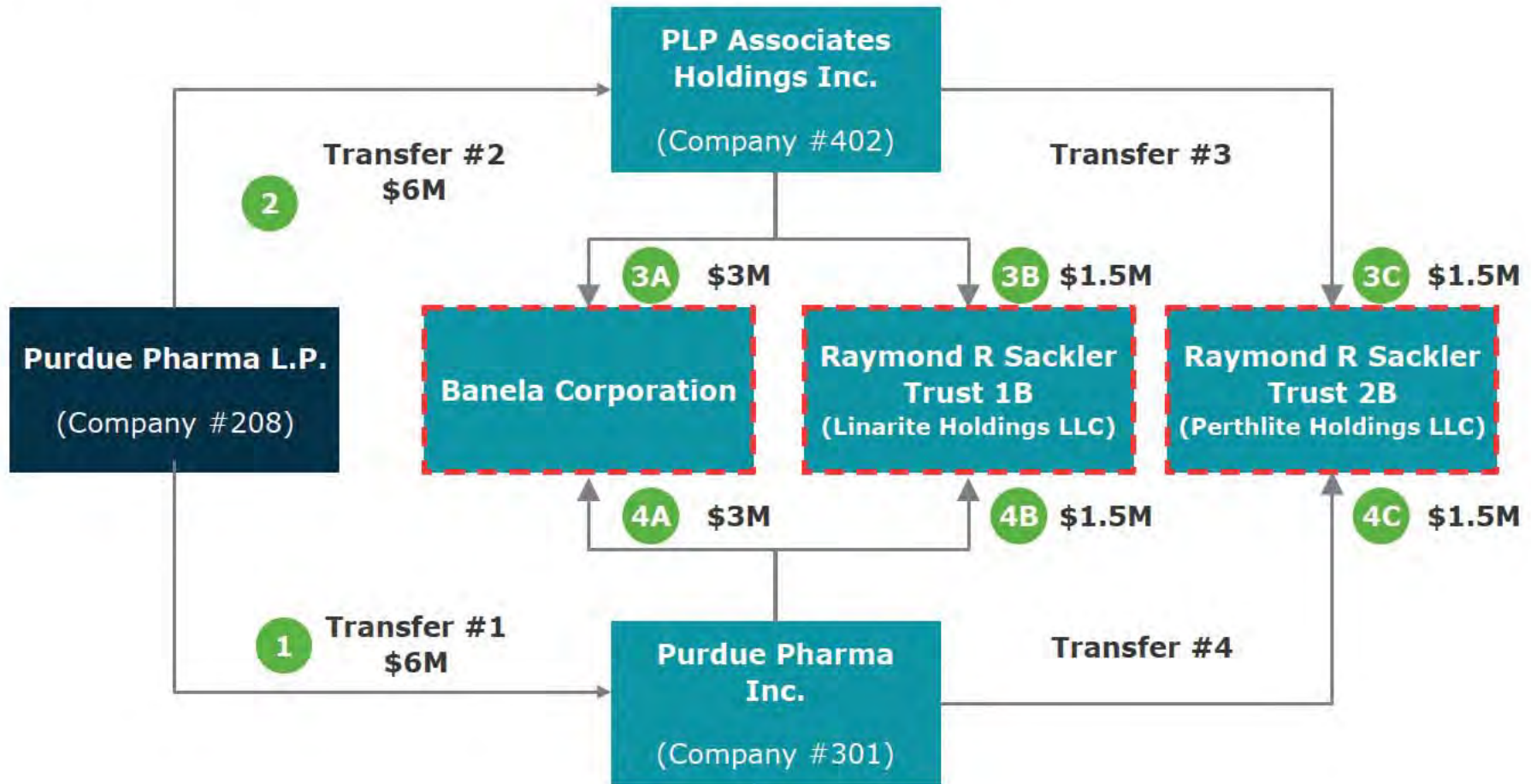
Transfer #2: Authorization for \$100M transfers from PLP Associates Holdings L.P. to each of Reigo Company (name later changed to Beacon Company) and Rosebay Medical Company L.P.

No documentation was identified in the SAP general ledger system evidencing that funds flowed from PLP Associates Holdings L.P. (Company #401) to BR Holdings L.P. before flowing to Beacon Company, Beacon Trust Company or Rosebay Medical Company L.P. Instead, documentation in the SAP general ledger system indicates that funds flowed directly from PLP Associates Holdings L.P. (Company #401) to Beacon Company, Beacon Trust Company Limited and Rosebay Medical Company L.P. Beacon Company and Beacon Trust Company Limited were formerly known as Reigo Company.

AlixPartners

Selection 9 Purdue US Partner Cash Distributions (2012)

Selection 9 – US Partner Cash Distributions to Purdue Pharma Inc. and PLP Associates Holdings Inc., December 2012



Purdue
 Affiliated Entity - Books and Records Maintained in the same SAP System as Purdue
 Affiliated Entity - Books and Records not Maintained in the same SAP System as Purdue

Raymond R Sackler Trust 1B is the name on the bank account of the trust that owns Linarite Holdings LLC
 Raymond R Sackler Trust 2B is the name on the bank account of the trust that owns Perthlite Holdings LLC

Selection 9 – US Partner Cash Distributions to Purdue Pharma Inc. and PLP Associates Holdings Inc., December 2012 (cont'd)

Doc.Type : SA (G/L account document) Normal document					
Doc. Number	100114404	Company Code	208	Fiscal Year	2012
Doc. Date	01/03/2013	Posting Date	12/31/2012	Period	12
Calculate Tax	<input type="checkbox"/>				
Doc. Currency	USD				
Doc. Hdr Text	CTW 12172012 to 12312012				

Transfer #2: \$6 million transfer from Purdue Pharma L.P. to PLP Associates Holdings Inc.

Itm	PK	Account	Account short text	Cost Ctr	Profit Ctr	Order	Tx	Amount	Text
297	50	100110	Lockbox Clearing		GEN			6,329,907.22-	AMERISOURCE
298	50	100010	Cash Concentration		GEN			6,000,000.00-	FUNDING to PLP ASC. HOLDINGS, INC.
299	50	100010	Cash Concentration		GEN			6,000,000.00-	FUNDING to PURDUE PHARMA, INC.

Transfer #1: \$6 million transfer from Purdue Pharma L.P. to Purdue Pharma Inc.

Selection 9 – US Partner Cash Distributions to Purdue Pharma Inc. and PLP Associates Holdings Inc., December 2012 (cont'd)

Doc.Type : SA (G/L account document) Normal document					
Doc. Number	100000913	Company Code	301	Fiscal Year	2012
Doc. Date	01/03/2013	Posting Date	12/31/2012	Period	12
Calculate Tax	<input type="checkbox"/>				
Doc. Currency	USD				
Doc. Hdr Text	CTW 12172012 to 12312012				

Transfer #1: \$6 million transfer from Purdue Pharma L.P. to Purdue Pharma Inc.

Itn	PK	Account	Account short text	Cost Ctr	Profit Ctr	Order	Tx	Amount	Text
1	40	100010	Cash Concentration		GEN			6,000,000.00	PPLP ADVANCE TO PURDUE PHARMA INC.
2	40	100010	Cash Concentration		GEN			149,237.00	DISTRIBUTION FUNDING from PURDUE HOLDINGS LP
3	40	100010	Cash Concentration		GEN			2,083.33	FUNDING from COVENTRY TECHNOLOGIES, LP (llc)
4	40	100010	Cash Concentration		GEN			1,076.87	FUNDING from PURDUE HOLDINGS LP
5	50	102208	Purdue Pharma L.P.		GEN			6,000,000.00-	PPLP ADVANCE TO PURDUE PHARMA INC.
6	50	107416	Invest - PH LP		GEN			149,237.00-	DISTRIBUTION FUNDING from PURDUE HOLDINGS LP
7	50	102230	Coventry Tech. LLC		GEN			2,083.33-	FUNDING from COVENTRY TECHNOLOGIES, LP (llc)
8	50	102416	Purdue Holdings LP		GEN			1,076.87-	FUNDING from PURDUE HOLDINGS LP

Doc.Type : SA (G/L account document) Normal document					
Doc. Number	100000638	Company Code	402	Fiscal Year	2012
Doc. Date	01/03/2013	Posting Date	12/31/2012	Period	12
Calculate Tax	<input type="checkbox"/>				
Doc. Currency	USD				
Doc. Hdr Text	CTW 12172012 to 12312012				

Transfer #2: \$6 million transfer from Purdue Pharma L.P. to PLP Associates Holdings Inc.

Itn	PK	Account	Account short text	Cost Ctr	Profit Ctr	Order	Tx	Amount	Text
1	40	100010	Cash Concentration		GEN			6,000,000.00	ADVANCE from PPLP
2	40	100010	Cash Concentration		GEN			148,579.00	DISTRIBUTION FUNDING from PURDUE HOLDINGS LP
3	40	100010	Cash Concentration		GEN			1,072.09	FUNDING from PURDUE HOLDINGS LP
4	50	102208	Purdue Pharma L.P.		GEN			6,000,000.00-	ADVANCE from PPLP
5	50	107416	Invest - PH LP		GEN			148,579.00-	DISTRIBUTION FUNDING from PURDUE HOLDINGS LP
6	50	102416	Purdue Holdings LP		GEN			1,072.09-	FUNDING from PURDUE HOLDINGS LP

Selection 9 – US Partner Cash Distributions to Purdue Pharma Inc. and PLP Associates Holdings Inc., December 2012 (cont'd)

Doc.Type : KR (Vendor invoice) Normal document					
Doc. Number	1900000341	Company Code	301	Fiscal Year	2012
Doc. Date	12/19/2012	Posting Date	12/19/2012	Period	12
Calculate Tax	<input checked="" type="checkbox"/>				
Ref.Doc.	121912				
Doc. Currency	USD				

Transfer #4A: \$3 million dividend from Purdue Pharma Inc. to Banela Corporation.

Itm	PK	Account	Account short text	Cost Ctr	Profit Ctr	Order	Tx	Amount	Text
1	31	1025491	BANELA CORPORATION		GEN		U1	3,000,000.00-	
2	40	303001	Partnership Earn Adj		GEN			3,000,000.00	

Doc.Type : KR (Vendor invoice) Normal document					
Doc. Number	1900000340	Company Code	301	Fiscal Year	2012
Doc. Date	12/19/2012	Posting Date	12/21/2012	Period	12
Calculate Tax	<input checked="" type="checkbox"/>				
Ref.Doc.	121912				
Doc. Currency	USD				

Transfer #4C: \$1.5 million dividend from Purdue Pharma Inc. to Perthlite Holdings LLC.

Itm	PK	Account	Account short text	Cost Ctr	Profit Ctr	Order	Tx	Amount	Text
1	31	1032484	RAYMOND R SACKLER TR		GEN		U1	1,500,000.00-	
2	40	320000	Corporations RE		GEN			1,500,000.00	

Doc.Type : KR (Vendor invoice) Normal document					
Doc. Number	1900000339	Company Code	301	Fiscal Year	2012
Doc. Date	12/19/2012	Posting Date	12/21/2012	Period	12
Calculate Tax	<input checked="" type="checkbox"/>				
Ref.Doc.	121912				
Doc. Currency	USD				

Transfer #4B: \$1.5 million dividend from Purdue Pharma Inc. to Linarite Holdings LLC.

Itm	PK	Account	Account short text	Cost Ctr	Profit Ctr	Order	Tx	Amount	Text
1	31	1032483	RAYMOND R SACKLER TR		GEN		U1	1,500,000.00-	
2	40	320000	Corporations RE		GEN			1,500,000.00	

Selection 9 – US Partner Cash Distributions to Purdue Pharma Inc. and PLP Associates Holdings Inc., December 2012 (cont'd)

Doc.Type : KR (Vendor invoice) Normal document									
Doc. Number	1900000208	Company Code	402	Fiscal Year	2012				
Doc. Date	12/19/2012	Posting Date	12/19/2012	Period	12				
Calculate Tax	<input checked="" type="checkbox"/>								
Ref.Doc.	121912A								
Doc. Currency	USD								

Item	PK	Account	Account short text	Cost Ctr	Profit Ctr	Order	Tx	Amount	Text
1	31	1025491	BANELA CORPORATION		GEN		U1	3,000,000.00-	
2	40	303001	Partnership Earn Adj		GEN			3,000,000.00	

Doc.Type : KR (Vendor invoice) Normal document									
Doc. Number	1900000206	Company Code	402	Fiscal Year	2012				
Doc. Date	12/19/2012	Posting Date	12/21/2012	Period	12				
Calculate Tax	<input checked="" type="checkbox"/>								
Ref.Doc.	121912A								
Doc. Currency	USD								

Item	PK	Account	Account short text	Cost Ctr	Profit Ctr	Order	Tx	Amount	Text
1	31	1032484	RAYMOND R SACKLER TR		GEN		U1	1,500,000.00-	
2	40	320000	Corporations RE		GEN			1,500,000.00	

Doc.Type : KR (Vendor invoice) Normal document									
Doc. Number	1900000205	Company Code	402	Fiscal Year	2012				
Doc. Date	12/19/2012	Posting Date	12/21/2012	Period	12				
Calculate Tax	<input checked="" type="checkbox"/>								
Ref.Doc.	121912A								
Doc. Currency	USD								

Item	PK	Account	Account short text	Cost Ctr	Profit Ctr	Order	Tx	Amount	Text
1	31	1032483	RAYMOND R SACKLER TR		GEN		U1	1,500,000.00-	
2	40	320000	Corporations RE		GEN			1,500,000.00	

Transfer #3A: \$3 million dividend from PLP Associates Holdings Inc. to Banela Corporation.

Transfer #3C: \$1.5 million dividend from PLP Associates Holdings Inc. to Perthlite Holdings LLC.

Transfer #3B: \$1.5 million dividend from PLP Associates Holdings Inc. to Linarite Holdings LLC.

Selection 9 – US Partner Cash Distributions to Purdue Pharma Inc. and PLP Associates Holdings Inc., December 2012 (cont'd)

DECISION
December 17, 2012

2012 Dividends - PLP Associates Holdings Inc.

It was decided that PLP Associates Holdings Inc. declare and pay dividends in the aggregate amount of \$6 million on or before December 31, 2012 payable as follows:

- \$3 million to Banela Corporation, a British Virgin Island's company
- \$1.5 million to Linarite Holdings LLC, a Delaware Limited Liability Company (held 100% by Anthony M. Roncalli, as Trustee under Trust Agreement dated December 23, 1989 F.B.O. the issue of Richard S. Sackler, M.D.)
- \$1.5 million to Perthlite Holdings LLC, a Delaware Limited Liability Company (held 100% by Jeffrey A. Robins, as Trustee under Trust Agreement dated December 23, 1989 F.B.O. the issue of Jonathan D. Sackler)

(Decision of the Board of Directors of PLP Associates Holdings Inc.)

ON To Pay
Edward R. Mahony

Transfer #3A: Authorization to transfer \$3.0 million cash payment from PLP Associates Holdings Inc. to Banela Corporation.

Transfer #3B: Authorization to transfer \$1.5 million cash payment from PLP Associates Holdings Inc. to Linarite Holdings LLC.

Transfer #3C: Authorization to transfer \$1.5 million cash payment from PLP Associates Holdings Inc. to Perthlite Holdings LLC.

Source: Decision of Board of Directors of PLP Associates Holdings Inc. dated 12/17/2012
Raymond R Sackler Trust 1B is the name on the bank account of the trust that owns Linarite Holdings LLC
Raymond R Sackler Trust 2B is the name on the bank account of the trust that owns Perthlite Holdings LLC

Selection 9 – US Partner Cash Distribution to Purdue Pharma Inc. and PLP Associates Holdings Inc., December 2012 (cont'd)

DECISION
December 17, 2012

2012 Dividends - Purdue Pharma Inc.

It was decided that Purdue Pharma Inc. declare and pay dividends in the aggregate amount of \$9 million on or before December 31, 2012 payable as follows:

- \$3 million to Banela Corporation, a British Virgin Islands company.
- \$1.5 million to Linarite Holdings LLC, a Delaware Limited Liability Company (held 100% by Anthony M. Roncalli, as Trustee under Trust Agreement dated December 23, 1989 F.B.O. the issue of Richard S. Sackler, M.D.)
- \$1.5 million to Perthlite Holdings LLC, a Delaware Limited Liability Company (held 100% by Jeffrey A. Robins, as Trustee under Trust Agreement dated December 23, 1989 F.B.O. the issue of Jonathan D. Sackler)

(Decision of the Board of Directors of Purdue Pharma Inc.)

[Redacted Signature]
Edward S. Mahoney

Transfer #4A: Authorization to transfer \$3.0 million cash payment from Purdue Pharma Inc. to Banela Corporation.

Transfer #4B: Authorization to transfer \$1.5 million cash payment from Purdue Pharma Inc. to Linarite Holdings LLC.

Transfer #4C: Authorization to transfer \$1.5 million cash payment from Purdue Pharma Inc. to Perthlite Holdings LLC.

Source: Decision of Board of Directors of Purdue Pharma Inc. dated 12/17/2012
Raymond R Sackler Trust 1B is the name on the bank account of the trust that owns Linarite Holdings LLC
Raymond R Sackler Trust 2B is the name on the bank account of the trust that owns Perthlite Holdings LLC

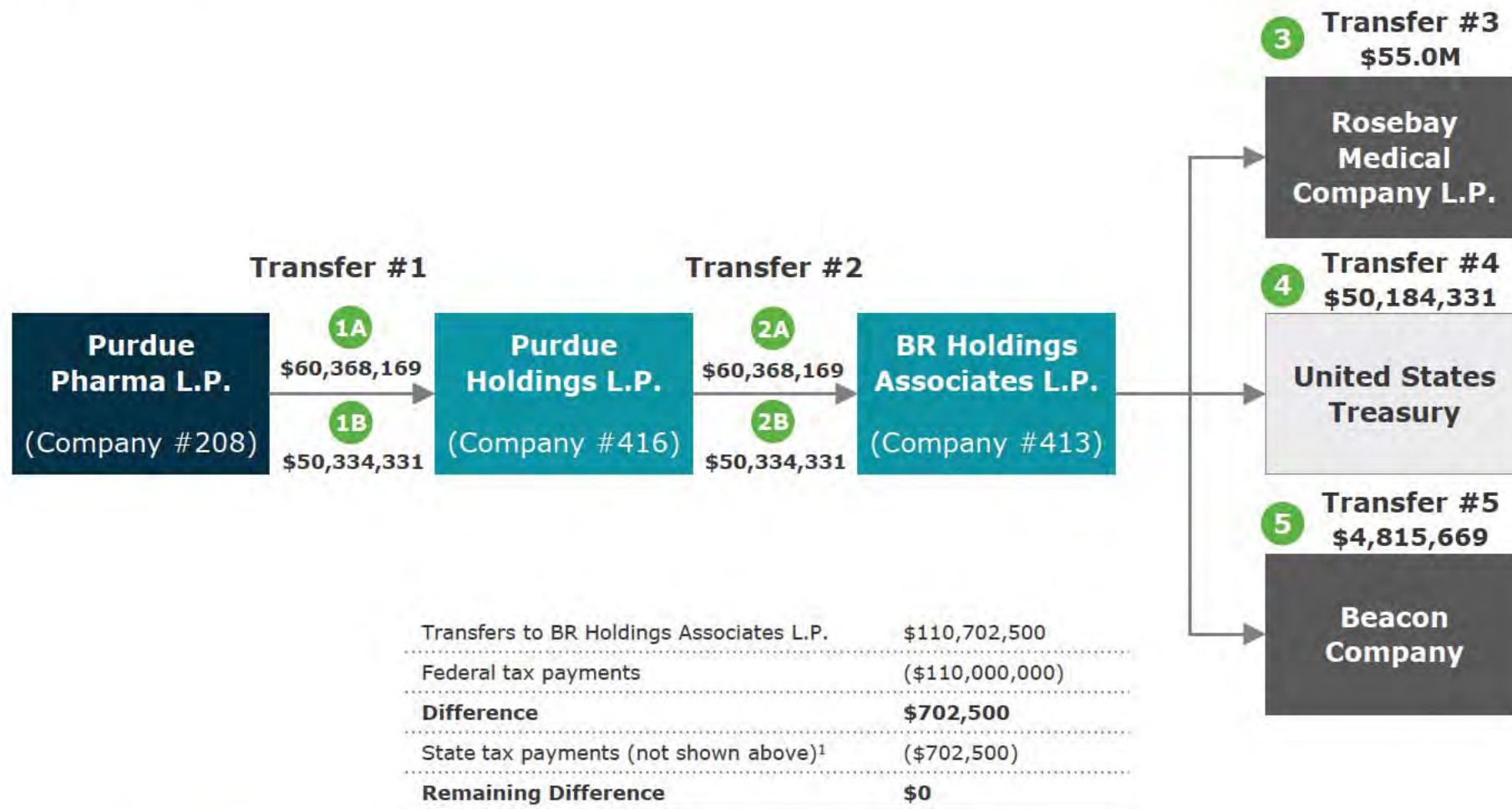
AlixPartners

Purdue Tax Distributions

AlixPartners

Selection 10 Purdue Tax Distributions (2014)

Selection 10 – Tax Distribution for estimated federal tax payment, Q3 2014



Purdue
 Affiliated Entity - Books and Records Maintained in the same SAP System as Purdue
 Beacon/Rosebay
 Taxing Authority

¹ State and other federal tax payments identified in Purdue's Internal Distribution Analysis and SAP General Ledger detail. We are unable to determine from the books and records maintained by Purdue whether Rosebay Medical Company L.P. or Beacon Company used the distributions to make tax-related payments to the appropriate taxing authorities. Under IRC Section 1446, BR Holdings Associates L.P. is required to withhold taxes on behalf of its foreign partner, Beacon Company. The \$4,815,669 Tax Distribution to Beacon Company related to Medicare taxes. Under IRC Section 1446, the withholding agent is not required to withhold the 3.8% Medicare tax to remit to the US Treasury.

Selection 10 – Tax Distribution for estimated federal tax payment, Q3 2014 (cont'd)

Doc.Type : SA (G/L account document) Normal document					
Doc. Number	100138421	Company Code	208	Fiscal Year	2014
Doc. Date	09/23/2014	Posting Date	09/14/2014	Period	09
Calculate Tax	<input type="checkbox"/>				
Ref.Doc.	CWS	Overall No.	0100138421208 14		
Doc. Currency	USD				
Doc. Hdr Text	CTW208 09082014-09142014				

Itm	PK	Account	Account short text	Cost Ctr	Profit Ctr	Order	Tx	Amount	Text
98	50	100010	Cash Concentration		GEN			60,368,169.00-	██████████ PURDUE HOLDINGS L P 1 STAMFORD F
116	50	100010	Cash Concentration		GEN			50,334,331.00-	██████████ PURDUE HOLDINGS L P 1 STAMFORD F
164	50	100400	Temp. Invest. Chase		GEN			50,000,000.00-	FEDERAL HOME LOAN BANKS DISCOUNT NOTE

Doc.Type : SA (G/L account document) Normal document					
Doc. Number	100138421	Company Code	208	Fiscal Year	2014
Doc. Date	09/23/2014	Posting Date	09/14/2014	Period	09
Calculate Tax	<input type="checkbox"/>				
Ref.Doc.	CWS	Overall No.	0100138421208 14		
Doc. Currency	USD				
Doc. Hdr Text	CTW208 09082014-09142014				

Itm	PK	Account	Account short text	Cost Ctr	Profit Ctr	Order	Tx	Amount	Text
229	40	102416	Purdue Holdings LP		GEN			110,702,500.00	

Transfers #1A and #1B:
 \$60.4M and \$50.3M transfers from Purdue Pharma L.P. to Purdue Holdings L.P., totaling \$110.7M.

Selection 10 – Tax Distribution for estimated federal tax payment, Q3 2014 (cont'd)

Itm	PK	Account	Account short text	Cost Ctr	Profit Ctr	Order	Tx	Amount	Text
1	40	100010	Cash Concentration		GEN			60,368,169.00	██████████ PURDUE HOLDINGS L P 1 STAMFORD F
2	40	100010	Cash Concentration		GEN			50,334,331.00	██████████ PURDUE HOLDINGS L P 1 STAMFORD F
3	50	102208	Purdue Pharma L.P.		GEN			110,702,500.00-	

Transfers #1A and #1B:
\$60.4M and \$50.3M transfers from Purdue Pharma L.P. to Purdue Holdings L.P., totaling \$110.7M.

Itm	PK	Account	Account short text	Cost Ctr	Profit Ctr	Order	Tx	Amount	Text
1	40	100010	Cash Concentration		GEN			256,000.00	CORP PAY
2	50	100010	Cash Concentration		GEN			60,368,169.00-	██████████ BR HOLDINGS ASSOCIATES L.P. 1 ST
3	50	100010	Cash Concentration		GEN			50,334,331.00-	██████████ BR HOLDINGS ASSOCIATES L.P. 1 ST
4	50	102208	Purdue Pharma L.P.		GEN			256,000.00-	
5	40	102413	BR Holdings Assoc LP		GEN			110,702,500.00	

Transfers #2A and #2B:
\$60.4M and \$50.3M transfers from Purdue Holdings L.P. to BR Holdings Associates L.P., totaling \$110.7M.

Selection 10 – Tax Distribution for estimated federal tax payment, Q3 2014 (cont'd)

Doc.Type : SA (G/L account document) Normal document									
Doc. Number	100000676	Company Code	413	Fiscal Year	2014				
Doc. Date	09/23/2014	Posting Date	09/14/2014	Period	09				
Calculate Tax	<input type="checkbox"/>								
Ref.Doc.	CWS	Overall No.	0100000474416 14						
Doc. Currency	USD								
Doc. Hdr Text	CTW416 09082014-09142014								

Itm	PK	Account	Account short text	Cost Ctr	Profit Ctr	Order	Tx	Amount	Text
1	40	100010	Cash Concentration		GEN			60,368,169.00	BR HOLDINGS ASSOCIATES L.P. 1 ST
2	40	100010	Cash Concentration		GEN			50,334,331.00	BR HOLDINGS ASSOCIATES L.P. 1 ST
3	50	102416	Purdue Holdings LP		GEN			110,702,500.00-	

Transfers #2A and #2B:
\$60.4M and \$50.3M transfers from Purdue Holdings L.P. to BR Holdings Associates L.P., totaling \$110.7M.

Doc.Type : KZ (Vendor payment) Normal document									
Doc. Number	1500000175	Company Code	413	Fiscal Year	2014				
Doc. Date	11.09.2014	Posting Date	22.09.2014	Period	09				
Calculate Tax	<input type="checkbox"/>								
Ref.Doc.	WIRES TRANSFER								
Doc. Currency	USD								

Itm	PK	Account	Account short text	Cost Ctr	Profit Ctr	Order	Tx	Amount	Text
1	50	100010	Cash Concentration		GEN			55.000.000,00-	
2	25	1016497	ROSEBAY MEDICAL COMP		GEN			55.000.000,00	

Transfer #3: \$55M transfer from BR Holdings Associates L.P. to Rosebay Medical Company L.P.

Selection 10 – Tax Distribution for estimated federal tax payment, Q3 2014 (cont'd)

Doc.Type : KZ (Vendor payment) Normal document									
Doc. Number	1500000173	Company Code	413	Fiscal Year	2014				
Doc. Date	09/03/2014	Posting Date	09/19/2014	Period	09				
Calculate Tax	<input type="checkbox"/>								
Ref.Doc.	WIRES TRANSFER								
Doc. Currency	USD								

Transfer #4: \$50.2M transfer from BR Holdings Associates L.P. to U.S. Treasury.

Itm	PK	Account	Account short text	Cost Ctr	Profit Ctr	Order	Tx	Amount	Text
1	50	100010	Cash Concentration		GEN			50,184,331.00-	
2	25	1004240	UNITED STATES TREASU		GEN			50,184,331.00	

Doc.Type : KZ (Vendor payment) Normal document									
Doc. Number	1500000178	Company Code	413	Fiscal Year	2014				
Doc. Date	09/11/2014	Posting Date	09/22/2014	Period	09				
Calculate Tax	<input type="checkbox"/>								
Ref.Doc.	WIRES TRANSFER								
Doc. Currency	USD								

Transfer #5: \$4.8M transfer from BR Holdings Associates L.P. to Beacon Company.

Itm	PK	Account	Account short text	Cost Ctr	Profit Ctr	Order	Tx	Amount	Text
1	50	100010	Cash Concentration		GEN			4,815,669.00-	
2	25	1029154	BEACON CO		GEN			4,815,669.00	

Selection 10 – Tax Distribution for estimated federal tax payment, Q3 2014 (cont'd)

3Q14 Federal Estimated Payment

ROSEBAY
Purdue Pharma L.P.

Federal	\$ 55,000,000.00
GRAND TOTAL	<u>\$ 55,000,000.00</u>

Prepared by: _____ DATE: 9-4-14

Reviewed by: _____ DATE: 9/7/14

Approved by: _____ DATE: 9/3/14

_____ DATE: 9/9/14
Edward Mahony

Transfer #3: Q3 2014 federal tax payment of \$55M for Rosebay Medical Company L.P.

Selection 10 – Tax Distribution for estimated federal tax payment, Q3 2014 (cont'd)

Transfer #3: Q3 2014 federal tax payment of \$55M for Rosebay Medical Company L.P.

3rd Quarter 2014 Tax Payments	
ITEM #	325.000
Entity	
Entity #	413
Taxpayer	Rosebay Medical Company L.P.
Jurisdiction	Federal
Tax Type	Income Tax (Distrib. by BRHALP to Ros)
Underlying Pre-Tax Income	473,301,714
State Tax Adjustments	-
Adjusted Pre-Tax Income	473,301,714
Partner %, if applicable	50.000%
Taxable Income	236,650,857
Apportionment	100.00%
Post-Apportioned Income	236,650,857
Tax Rate	43.400%
Tax Due	102,706,472
Minimum Tax	-
Additional Other Tax (e.g. Franchise)	-
Total Tax Due	102,706,472
G/L Coding:	413-302027-0000000
Payments:	
2013 Overpayment Credit	-
Q1	12,500,000
Q2	12,500,000
Q3	55,000,000
Q4	22,706,472
Additional Q4 Extension	-
Total Payments	102,706,472
Net Under (Over) Payment	-

Source: Purdue Tax Department estimate of federal tax payment

Selection 10 – Tax Distribution for estimated federal tax payment, Q3 2014 (cont'd)

Transfer #3: Confirmation of \$55.0M transfer from BR Holdings Associates L.P. to Rosebay Medical Company L.P.

PURDUE PHARMA L.P.
™ All values are subject to verification and adjustments.™
Payment Report - Detail Payment Release Date: Today

Creation Method: From Template, Online Template Name: BR-Rosebay Template Type: Standard
 Status: Delivered

PAYMENT INFORMATION

From Account: [REDACTED] Account Currency: USD Account Name: BR HOLDINGS ASSOCIATES LP
 Bank: 0210001 - JPMORGAN CHASE NEW YORK

Payment Method: Bank Transfer Value Date: 08/11/2014 Bank to Bank Transfer: No
 Bank Reference: [REDACTED]

Payment Amount: USD 55,000,000.00
 Payment ID: 2794888 Settlement Reference:

BENEFICIARY

Beneficiary ID: [REDACTED] Address: US - United States
 Beneficiary ID Type: JPM US Account
 Beneficiary Name: Rosebay Medical Co LP

REFERENCE INFORMATION

PAYMENT DETAILS
 2014 FED Estimated Payment

BANK TO BANK
 Correspondent Bank Charges: [REDACTED] Priority Payment: NO

HISTORY

Event	Date / Time	Actioned By	User ID / Approval Category	Additional Information
Delivered	08/10/2014 04:02 PM EDT	System	System	
Received	08/10/2014 04:02 PM EDT	[REDACTED]	[REDACTED]	
Digital Signature	08/10/2014 04:02 PM EDT	[REDACTED]	[REDACTED]	
Approved	08/10/2014 03:59 PM EDT	[REDACTED]	[REDACTED]	
Submitted	08/10/2014 03:08 PM EDT	[REDACTED]	[REDACTED]	Created from Template: BR-Rosebay

Payment Report - Detail
 Created On: 08/10/2014 04:05 PM EDT Page 21 of 22

Selection 10 – Tax Distribution for estimated federal tax payment, Q3 2014 (cont'd)

2900000296

BR Holdings Associates L.P.
3Q14 Estimated Payment
ACH DEBIT TRANSACTION

Debit Date: 09/03/14 1500000273

Vendor #1004240	GL Code	Amount
United States Treasury IRS Service Center Philadelphia, PA	413-302026-0000000 Capital #26-Distribution-Beacon	\$50,184,331.00
		<u>\$50,184,331.00</u>

Description:
3Q14 Estimated Payment (per Beacon)

Prepared by: _____ DATE: 9-4-14

Reviewed by: _____ DATE: 9/2/14

ACCOUNTS PAYABLE REVIEW
NOTICE PROCESSED BY: _____ EXT. 7081
Instructions A, B, or C below must be indicated by Associate

Approved by: _____ DATE: 9/2/14

_____ DATE: 9/9/14

Edward Mahony _____ DATE: 9-10-14

_____ DATE: 9-10-14

"B" Signer _____ DATE: 9-10-14

(CA)

Transfer #4: Authorization for \$50,184,331 transfer from BR Holdings Associates L.P. to U.S. Treasury.

Selection 10 – Tax Distribution for estimated federal tax payment, Q3 2014 (cont'd)

3rd Quarter 2014 Tax Payments	
ITEM #	324,000
Entity	
Entity #	413
Taxpayer	Beacon Company
Jurisdiction	Federal
Tax Type	Withholding Tax - Partner Information.
Underlying Pre-Tax Income	473,301,714
State Tax Adjustments	-
Adjusted Pre-Tax Income	473,301,714
Partner %, if applicable	50.000%
Taxable Income	236,650,857
Apportionment	100.00%
Post-Apportioned Income	236,650,857
Tax Rate	39.600%
Tax Due	93,713,739
Minimum Tax	-
Additional Other Tax (e.g., Franchise)	-
Total Tax Due	93,713,739
G/L Coding:	413-302026-0000000
Payments:	
2013 Overpayment Credit	-
Q1	11,405,530
Q2	11,405,530
Q3	50,184,331
Q4	20,718,348
Additional Q4 Extension	-
Total Payments	93,713,739
Net Under (Over) Payment	-

Transfer #4: Q3 2014 estimated federal tax payment of \$50.2M to US Treasury for Beacon Company.

Selection 10 – Tax Distribution for estimated federal tax payment, Q3 2014 (cont'd)

Transfer #4: Confirmation of \$50.2M payment for Q3 2014 federal tax from BR Holdings Associates L.P. to the US Treasury on behalf of Beacon Company.

TAXPAYER NAME: BR HOLDINGS ASSOCIATES LP TIN [REDACTED]

Deposit Confirmation

Your payment has been accepted.

Payment Successful

An EFT Acknowledgement Number has been provided for this payment. Please keep this number for your records.

REMINDER: REMEMBER TO FILE ALL RETURNS WHEN DUE!

EFT ACKNOWLEDGEMENT NUMBER:	270465554218142
------------------------------------	-----------------

Payment Information	Entered Data
Taxpayer EIN	[REDACTED]
Tax Form	8804 Annual Return Partnership With
Tax Type	Balance due on return or notice
Tax Period	December/2014
Payment Amount	\$50,184,331.00
Settlement Date	09/12/2014

Selection 10 – Tax Distribution for estimated federal tax payment, Q3 2014 (cont'd)

Transfer #5: Confirmation of \$4.8M transfer from BR Holdings Associates L.P. to Beacon Company.

PURDUE PHARMA L.P.
 ** All values are subject to verification and adjustments. **
 Payment Report - Detail Payment Release Date: Today

Account Name: BR HOLDINGS ASSOCIATES LP
 Account Number: [REDACTED]
 Currency: USD US Dollar
 Bank: 02100002 - JP MORGAN CHASE NEW YORK
 ACH Company Name ID: BR HOLDINGS [REDACTED]

Credit Method: Free From, Online
 Status: Delivered

PAYMENT INFORMATION

Method/Description	Value Date	Payment Amount
ACH	09/11/2014	USD 4,815,888.00 CR
Corporate/Vendor Payments		
Payment ID	Descriptive Date	Batch Description
10841808	10/01/1	CORP PAY

Account Name: BR HOLDINGS ASSOCIATES LP
 Bank: 02100002 - JP MORGAN CHASE NEW YORK
 Company Name: BR HOLDINGS [REDACTED]

BENEFICIARIES

Beneficiary Name	Beneficiary ID	Account / Type	Bank ABA	Payment ID	EO	Amount
Beacon Company	[REDACTED]	[REDACTED]	021000021	10841808		4,815,888.00 CR
Payment Details	2014 Q3 Estimated Tax					

HISTORY

Event	Date / Time	Actioned By	User ID / Approval Category	Additional Information
Delivered	09/10/2014 03:37 PM EDT	System	System	
Released	09/10/2014 03:11 PM EDT	[REDACTED]	[REDACTED]	
Digital Signature	09/10/2014 03:11 PM EDT	[REDACTED]	[REDACTED]	
Approved	09/10/2014 03:01 PM EDT	[REDACTED]	[REDACTED]	
Submitted	09/10/2014 12:42 PM EDT	[REDACTED]	[REDACTED]	Copied from Payment: 10841422

Payment Report - Detail
 Created On: 09/10/2014 04:05 PM EDT Page 18 of 22

Selection 10 – Tax Distribution for estimated federal tax payment, Q3 2014 (cont'd)

Transfer #5: Q3 2014 estimated federal Medicare tax payment of \$4.8M for Beacon Company.

<u>3Q14 Federal Estimated Payment - 3.8% Medicare Tax</u>	
BEACON	
<i>BR Holdings Associates L.P.</i>	
Federal	\$ 4,815,669.00
GRAND TOTAL	<u>\$ 4,815,669.00</u>

Prepared by: _____ DATE: 9-4-14

Reviewed by: _____ DATE: 9/7/14

Approved by: _____ DATE: 9/11/14

_____ DATE: 9/9/14

Edward Mahony

Selection 10 – Tax Distribution for estimated federal tax payment, Q3 2014 (cont'd)

Transfer #5: Q3 2014 estimated federal Medicare tax payment of \$4.8M for Beacon Company.

3rd Quarter 2014 Tax Payments	
ITEM #	324.100
Entity	
Entity #	413
Taxpayer	Beacon Company
Jurisdiction	Federal - 3.8% Medicare Portion
Tax Type	Withholding Tax - Partner Information.
Underlying Pre-Tax Income	473,301,714 ^B
State Tax Adjustments	-
Adjusted Pre-Tax Income	473,301,714
Partner %, if applicable	50.000%
Taxable Income	236,650,857
Apportionment	100.00%
Post-Apportioned Income	236,650,857
Tax Rate	3.800%
Tax Due	8,992,733
Minimum Tax	-
Additional Other Tax (e.g., Franchise)	-
Total Tax Due	8,992,733
G/L Coding:	413-302026-0000000
Payments:	
2013 Overpayment Credit	-
Q1	1,094,470
Q2	1,094,470
Q3	4,815,669
Q4	1,988,124
Additional Q4 Extension	-
Total Payments	8,992,733
Net Under (Over) Payment	-

Selection 10 – Tax Distribution for estimated federal tax payment, Q3 2014 (cont'd)



JPMorgan Chase Bank, N.A.
 Northeast Market
 P O Box 659754
 San Antonio, TX 78265 - 9754

August 30, 2014 through September 30, 2014

Account Number: [REDACTED]

Customer Service Information

If you have any questions about your statement, please contact your Customer Service Professional.

00092854 WBS 802 211 27414 NNNNNNNNNNN 1 000000000 80 0000

PURDUE HOLDINGS L P
 1 STAMFORD FORUM
 STAMFORD CT 06901-3516

Deposits and Credits

Ledger Date	Description	Amount
09/02	Orig CO Name:208 Orig ID:[REDACTED] Desc Date:140902 CO Entry Desc:Corp Pay Sec:CCD Trace#[REDACTED] Eed:140902 Ind ID:[REDACTED] Ind Name:Purdue Holdings Lp Funding Trn:	\$9,000,000.00
09/11	Book Transfer Credit B/O: Purdue Pharma L P Stamford CT 06901-3431 Ref: Tax Distribution Trn:[REDACTED] YOUR REF: ATS OF 14/09/11	60,368,169.00
09/11	Orig CO Name:208 Orig ID:[REDACTED] Desc Date:140911 CO Entry Desc:Corp Pay Sec:CCD Trace#[REDACTED] Eed:140911 Ind ID:[REDACTED] Ind Name:Purdue Holdings Lp Funding Trn:	256,000.00
09/12	Book Transfer Credit B/O: Purdue Pharma L P Stamford CT 06901-3431 Ref: Tax Distribution Trn:[REDACTED] YOUR REF: ATS OF 14/09/12	50,334,331.00
09/18	Orig CO Name:208 Orig ID:[REDACTED] Desc Date:140918 CO Entry Desc:Corp Pay Sec:CCD Trace#[REDACTED] Eed:140918 Ind ID:[REDACTED] Ind Name:Purdue Holdings Lp Funding Trn:	1,769,892.00

Transfer #1A: \$60.4M transfer from Purdue Pharma L.P. to Purdue Holdings L.P.

Transfer #1B: \$50.3M transfer from Purdue Pharma L.P. to Purdue Holdings L.P.

Selection 10 – Tax Distribution for estimated federal tax payment, Q3 2014 (cont'd)

CHASE JPMorgan Chase Bank, N.A. Northeast Market P O Box 659754 San Antonio, TX 78265 - 9754		August 30, 2014 through September 30, 2014 Account Number: ██████████	
00052911 WBS 802 211 27414 NNNNNNNNNN 1 000000000 80 0000 BR HOLDINGS ASSOCIATES L.P. 1 STAMFORD FORUM STAMFORD CT 06901-3516		Customer Service Information If you have any questions about your statement, please contact your Customer Service Professional.	
Deposits and Credits			
<i>Ledger Date</i>	<i>Value Date</i>	<i>Description</i>	<i>Amount</i>
09/11		Book Transfer Credit B/O: Purdue Holdings L P Stamford CT 06901-3516 Ref: Tax Distribution Trm: ██████████ YOUR REF: ATS OF 14/09/11	\$60,368,169.00
09/11		Orig CO Name:Holdings Orig ID: ██████████ Desc Date:140911 CO Entry Descr:Corp Pay Sec:CCD Trace#: ██████████ Eed:140911 Ind ID: ██████████ Ind Name:Br Holdings Assoc Lp Funding Trm: ██████████	381,000.00
09/12		Book Transfer Credit B/O: Purdue Holdings L P Stamford CT 06901-3516 Ref: Tax Distribution Trm: ██████████ YOUR REF: ATS OF 14/09/12	50,334,331.00
Withdrawals and Debits			
<i>Ledger Date</i>	<i>Value Date</i>	<i>Description</i>	<i>Amount</i>
09/11		Book Transfer Debit A/C: Rosebay Medical CO L P Oklahoma City OK 73134-2617 Ref: 3Q14 Fed Estimated Payment Trm: ██████████ YOUR REF: NONREF	\$65,000,000.00
09/11		Orig CO Name:Br Holdings Orig ID: ██████████ Desc Date:140911 CO Entry Descr:Corp Pay Sec:CCD Trace#: ██████████ Eed:140911 Ind ID:Batch Offset Ind Name:Br Holdings Trm: ██████████	4,815,669.00
09/11		Orig CO Name:Br Holdings Orig ID: ██████████ Desc Date:140911 CO Entry Descr:Corp Pay Sec:CCD Trace#: ██████████ Eed:140911 Ind ID:Batch Offset Ind Name:Br Holdings Trm: ██████████	282,500.00
09/11		Orig CO Name:Br Holdings Orig ID: ██████████ Desc Date:140911 CO Entry Descr:Corp Pay Sec:CCD Trace#: ██████████ Eed:140911 Ind ID:Batch Offset Ind Name:Br Holdings Trm: ██████████	270,000.00
09/12		Orig CO Name:Irs Orig ID: ██████████ Desc Date:091214 CO Entry Descr:Usat taxpymtsec:CCD Trace#: ██████████ Eed:140912 Ind ID: ██████████ Ind Name:Br Holdings Associates Trm: ██████████	50,184,331.00

Transfer #2A: \$60.4M transfer from Purdue Holdings L.P. to BR Holdings Associates L.P.

Transfer #2B: \$50.3M transfer from Purdue Holdings L.P. to BR Holdings Associates L.P.

Transfer #3: \$55.0M transfer from BR Holdings Associates L.P. to Rosebay Medical Company L.P.

Transfer #5: \$4.8M transfer from BR Holdings Associates L.P. to Beacon Company.

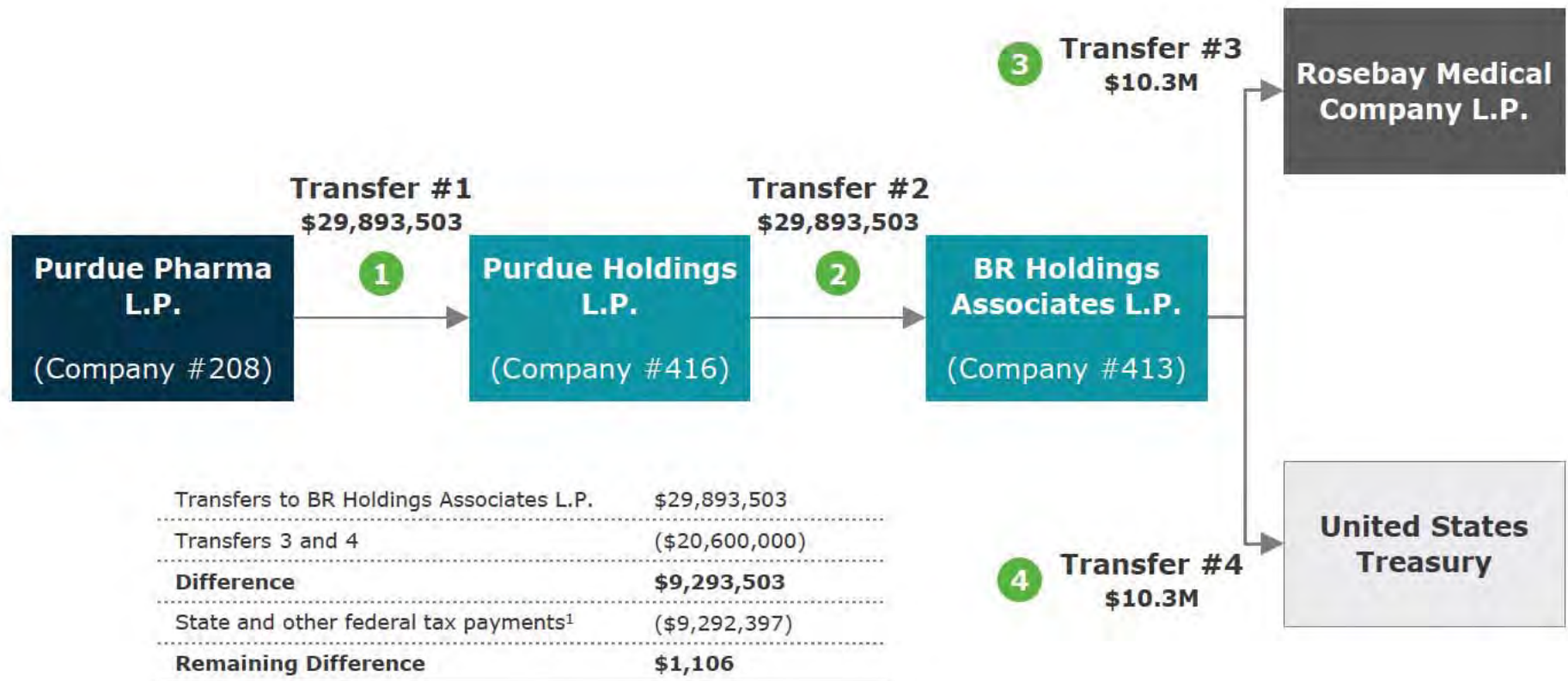
Transfer #4: \$50.2M transfer from BR Holdings Associates L.P. to U.S. Treasury.

Source: J.P. Morgan Chase monthly bank statement for BR Holdings Associates L.P., September 2014

AlixPartners

Selection 11 Purdue Tax Distributions (2016)

Selection 11 – Tax Distribution for estimated federal tax payment, Q1 2016



Purdue
 Affiliated Entity - Books and Records Maintained in the same SAP System as Purdue
 Beacon/Rosebay
 Taxing Authority

¹ State and other federal tax payments identified in Purdue’s Internal Distribution Analysis and SAP General Ledger detail. We are unable to determine from the books and records maintained by Purdue whether Rosebay Medical Company L.P. used the distributions to make tax-related payments to the appropriate taxing authorities.

Selection 11 – Tax Distribution for estimated federal tax payment, Q1 2016 (cont'd)

Item	PK	Account	Account short text	Cost Ctr	Profit Ctr	Order	Tx	Amount	Text
41	50	100010	Cash Concentration		GEN			35.000.000,00-	██████ MIC MERRILL LYNCH PIERCE FENNER SMITH FFC:
28	50	100010	Cash Concentration		GEN			29.893.503,00-	██████ PURDUE HOLDINGS L P 1 STAMFORD F
48	50	100110	Lockbox Clearing		GEN			11.951.628,33-	AMERISOURCE BERG
63	50	105120	Exchange Other		GEN			7.975.000,00-	██████ BEACON CO REVINOVA TREUHAND AG F
69	50	100430	Money Mkt Goldman		GEN			5.000.000,00-	██████ GOLDMAN SACHS TRUST ON BEHALF OF ITS PO
49	50	605275	Medco Pharmacy	2570208	GEN			589.825,56-	CIGNA
85	50	102112	CT Avenue Realty		GEN			565.000,00-	

Item	PK	Account	Account short text	Cost Ctr	Profit Ctr	Order	Tx	Amount	Text
81	40	100450	BOA Money Market		GEN			35.000.000,00	██████ MIC MERRILL LYNCH PIERCE FENNER SMITH FFC:
68	40	302045	Dist #45 PH LP		GEN			29.893.503,00	██████ PURDUE HOLDINGS L P 1 STAMFORD F
2	40	100010	Cash Concentration		GEN			11.951.628,33	AMERISOURCE BERG
21	40	100010	Cash Concentration		GEN			7.975.000,00	██████ BEACON CO REVINOVA TREUHAND AG F
29	40	100010	Cash Concentration		GEN			5.000.000,00	██████ GOLDMAN SACHS TRUST ON BEHALF OF ITS PO
3	40	100010	Cash Concentration		GEN			589.825,56	CIGNA

Transfer #1: \$29.9M transfer from Purdue Pharma L.P. to Purdue Holdings L.P.

Selection 11 – Tax Distribution for estimated federal tax payment, Q1 2016 (cont'd)

G/L account document							
Overall No.		0100000681416 16		Doc. Currency		USD	
CoCd	DocumentNo	Year	Type	Doc. Date	Pstng Date	Reference	Crcy
Itm	PK	Account	Account short text	Assignment		Tx	Amount Text
416	100000681	2016	SA	01.04.2016	31.03.2016	CWS	USD
1	40	100010	Cash Concentration	20160401			29.893.503,00
2	50	100010	Cash Concentration	20160401			29.893.503,00-
3	40	100010	Cash Concentration	20160401			207.500,00
4	50	107204	Invest - PPLP	20160401			29.893.503,00-
5	50	102208	Purdue Pharma L.P.	20160401			207.500,00-
6	40	102413	BR Holdings Assoc LP	20160401			29.893.503,00
413	100000801	2016	SA	01.04.2016	31.03.2016	CWS	USD
1	40	100010	Cash Concentration	20160401			29.893.503,00
2	50	102416	Purdue Holdings LP	20160401			29.893.503,00-

Transfer #1: \$29.9M transfer from Purdue Pharma L.P. to Purdue Holdings L.P.

Transfer #2: \$29.9M transfer from Purdue Holdings L.P. to BR Holdings Associates L.P.

Selection 11 – Tax Distribution for estimated federal tax payment, Q1 2016 (cont'd)

Doc.Type : KZ (Vendor payment) Normal document									
Doc. Number	1500000263	Company Code	413	Fiscal Year	2016				
Doc. Date	30.03.2016	Posting Date	30.03.2016	Period	03				
Calculate Tax	<input type="checkbox"/>								
Ref.Doc.	WIRE TRANSFER								
Doc. Currency	USD								

Itm	PK	Account	Account short text	Cost Ctr	Profit Ctr	Order	Tx	Amount	Text
1	50	100010	Cash Concentration		GEN			10.300.000,00-	
2	25	1016497	ROSEBAY MEDICAL COMP		GEN			10.300.000,00	

Transfer #3: \$10.3M transfer from BR Holdings Associates L.P. to Rosebay Medical Company L.P.

Doc.Type : KZ (Vendor payment) Normal document									
Doc. Number	1500000256	Company Code	413	Fiscal Year	2016				
Doc. Date	30.03.2016	Posting Date	30.03.2016	Period	03				
Calculate Tax	<input type="checkbox"/>								
Ref.Doc.	WIRE TRANSFER								
Doc. Currency	USD								

Itm	PK	Account	Account short text	Cost Ctr	Profit Ctr	Order	Tx	Amount	Text
1	50	100010	Cash Concentration		GEN			10.300.000,00-	
2	25	1004240	UNITED STATES TREASU		GEN			10.300.000,00	

Transfer #4: \$10.3M transfer from BR Holdings Associates L.P. to US Treasury.

Selection 11 – Tax Distribution for estimated federal tax payment, Q1 2016 (cont'd)

Transfer #3: Authorization for \$10.3M payment from BR Holdings Associates L.P. to Rosebay Medical Company L.P. for Q1 2016 estimated federal tax.

Q1 2016 Federal Extension

ROSEBAY <i>Purdue Pharma L.P.</i> Federal	10,300,000.00
--	---------------

Prepared by: _____ DATE: 2/18/16

Reviewed by: _____ DATE: 3/28/16

Approved by: _____ DATE: 3/28/16

JJ Charhon DATE: 3/28/16

Selection 11 – Tax Distribution for estimated federal tax payment, Q1 2016 (cont'd)

1st Quarter 2016 Tax Payments			
ITEM #	325.000		
Entity			
Entity #	413		
Taxpayer	Rosebay Medical Company L.P.		
Jurisdiction	Federal		
Tax Type	Income Tax (Distrib. by BRHALP to Rosebay to pay)		
Underlying Pre-Tax Income		153,687,024	
State Tax Adjustments		-	
Adjusted Pre-Tax Income		153,687,024	242
Partner %, if applicable	50.000%		
Taxable Income		76,843,512	
Apportionment		100.00%	
Post-Apportioned Income		76,843,512	
Tax Rate		39.600%	
Tax Due		30,430,031	
Minimum Tax			
Additional Other Tax (e.g., Franchise)			If applicable, see
Total Tax Due		30,430,031	
G/L Coding:	413-302027-0000000		
Payments:			
2015 Overpayment Credit	484,669		
Q1	10,300,000		
Q2	4,430,927		
Q3	7,607,508		
Q4	7,607,508		
Additional Q4			
Extension			
Payment with Return			
Total Payments		30,430,031	
Net Under (Over) Payment		-	

Transfer #3: Q1 2016 estimated federal tax for Rosebay Medical Company L.P.

Source: Purdue Tax Department estimate of federal tax payment

Selection 11 – Tax Distribution for estimated federal tax payment, Q1 2016 (cont'd)

Transfer #3: Confirmation of \$10.3M payment from BR Holdings L.P. to Rosebay Medical Company L.P. for Q1 2016 estimated federal tax.

PURDUE PHARMA L.P.
 ** All values are subject to verification and adjustments. **
 Payment Report - Detail Payment Release Date: Today

Account Name: BR HOLDINGS ASSOCIATES LP
 Account Number: [REDACTED]
 Currency: USD US DOLLAR
 Bank: 02100002 - JPMORGAN CHASE NEW YORK
 ACH Company Name ID: BR HOLDINGS [REDACTED]

Creation Method: From Template, Draft Template Name: BR-Rosebay Template Type: Standard
 Status: Completed

PAYMENT INFORMATION

From Account: [REDACTED] Account Currency: USD Account Name: BR HOLDINGS ASSOCIATES LP
 Bank: 02100002 - JPMORGAN CHASE NEW YORK

Payment Method: Bank Transfer Value Date: 03/30/2016 Bank to Bank Transfer: No
 Bank Reference: [REDACTED]

Payment Amount: USD 10,300,000.00
 Payment ID: 2170208 Settlement Reference: JPM Ref [REDACTED]

BENEFICIARY

Beneficiary ID: [REDACTED] Address: US - UNITED STATES
 Beneficiary: JPM US Account
 ID Type: [REDACTED]
 Beneficiary Name: Rosebay Medical Co LP

REFERENCE INFORMATION

PAYMENT DETAILS
 1Q16 Federal Estimated

BANK TO BANK

Correspondent Bank Charges: [REDACTED] Priority Payment: NO

HISTORY

Event	Date / Time	Actioned By	User ID / Approval Category	Additional Information
Completed	03/30/2016 01:08 PM EDT	System	System	
Delivered	03/30/2016 01:03 PM EDT	System	System	
Digital Signature	03/30/2016 01:01 PM EDT	[REDACTED]	[REDACTED]	
Revised	03/30/2016 01:01 PM EDT	[REDACTED]	[REDACTED]	
Approved	03/30/2016 12:00 PM EDT	[REDACTED]	[REDACTED]	
Submitted	03/30/2016 11:39 AM EDT	[REDACTED]	[REDACTED]	Created from Template: BR-Rosebay

Payment Report - Detail
 Created On: 03/30/2016 02:58 PM EDT Page 34 of 60

Selection 11 – Tax Distribution for estimated federal tax payment, Q1 2016 (cont'd)

191438 15/256

BR Holdings Associates L.P.
2016 Q1 Payment OBO Beacon
ACH DEBIT TRANSACTION

Debit Date: 03/30/16

Vendor #1004240 United States Treasury IRS Service Center Philadelphia, PA	Gl. Code 413-302026-0000000 Capital #26-Distribution-Beacon	Amount \$10,300,000.00 <hr/> \$10,300,000.00
--	--	---

Description:
2016 Q1 Payment OBO Beacon

Prepared by: [Redacted] DATE: 3/28/16

Approved by: [Redacted] DATE: 3/28/16

Approved by: [Redacted] DATE: 3/28/16

Approved by: [Redacted] DATE: 3/28/16

JJ Charhaji [Redacted] DATE: 3/28/16

A Signer [Redacted] DATE: 3/28/16

B Signer [Redacted] DATE: 3/28/16

Transfer #4: Authorization for \$10.3M transfer from BR Holdings Associates L.P. to US Treasury on behalf of Beacon Company.

Selection 11 – Tax Distribution for estimated federal tax payment, Q1 2016 (cont'd)

1st Quarter 2016 Tax Payments		
ITEM #	324.000	
Entity		
Entity #	413	
Taxpayer	Beacon Company	
Jurisdiction	Federal	
Tax Type	Withholding Tax - Partner Information	
Underlying Pre-Tax Income		153,687,024
State Tax Adjustments		-
Adjusted Pre-Tax Income		153,687,024
Partner %, if applicable	50.000%	242
Taxable Income		76,843,512
Apportionment		100.00%
Post-Apportioned Income		76,843,512
Tax Rate		39.600%
Tax Due		30,430,031
Minimum Tax		-
Additional Other Tax (e.g., Franchise)		- If applicable, see
Total Tax Due		30,430,031
G/L Coding:	413-302026-0000000	
Payments:		
2015 Overpayment Credit	(2,247,056)	
Q1	10,300,000	
Q2	7,162,071	
Q3	7,607,508	
Q4	7,607,508	
Additional Q4	-	
Extension	-	
Payment with Return	-	
Total Payments		30,430,031
Net Under (Over) Payment		-

Transfer #4: Q1 2016 estimated federal tax for Beacon Company.

Selection 11 – Tax Distribution for estimated federal tax payment, Q1 2016 (cont'd)

3/29/2016 Welcome To EFTPS - Payments

EFTPS
Electronic Federal Tax Payment System

HOME ENROLLMENT MY PROFILE PAYMENTS HELP & INFORMATION CONTACT US LOGOUT

TAXPAYER NAME: BR HOLDINGS ASSOCIATES LP TIN: [REDACTED]

Deposit Confirmation

Your payment has been accepted.

Payment Successful
An EFT Acknowledgement Number has been provided for this payment. Please keep this number for your records.

REMINDER: REMEMBER TO FILE ALL RETURNS WHEN DUE!

EFT ACKNOWLEDGEMENT NUMBER: 270649062846063

Payment Information	Entered Data
Taxpayer EIN	[REDACTED]
Tax Form	9901 Annual Return Partnership WH
Tax Type	Balance due on return or notice
Tax Period	December 2016
Payment Amount	\$10,300,500.00
Settlement Date	03/30/2016
Account Number	[REDACTED]
Account Type	CHECKING
Routing Number	021000021
Bank Name	JPMORGAN CHASE BANK, NA

Home Enrollment My Profile Payments Help & Information Contact Us Logout
USA.gov IRS.gov Treasury.gov

Electronic Federal Tax Payment System® and EFTPOS® are registered servicemarks of the U.S. Department of the Treasury's Financial Management Service.

Transfer #4: Confirmation of \$10.3M 1Q16 Federal tax payment from BR Holdings Associates L.P. to US Treasury on behalf of Beacon Company.

Selection 11 – Tax Distribution for estimated federal tax payment, Q1 2016 (cont'd)



JPMorgan Chase Bank, N.A.
 Northeast Market
 P O Box 659754
 San Antonio, TX 78265 - 9754

March 01, 2016 through March 31, 2016

Account Number: [REDACTED]

Customer Service Information

If you have any questions about your statement, please contact your Customer Service Professional.

00059079 WBS 802 211 09216 NNNNNNNNNN 1 000000000 80 0000


PURDUE HOLDINGS L.P.
 1 STAMFORD FORUM
 STAMFORD CT 06901-3516

Transfer #1: \$29.9M transfer from Purdue Pharma L.P. to Purdue Holdings L.P.

Deposits and Credits (continued)

Ledger Date	Description	Amount
03/30	Book Transfer Credit B/O: Purdue Pharma L.P Stamford CT 06901-3431 Ref: Br Tax Distribution Trn: [REDACTED] YOUR REF: ATS OF 16/03/30	29,893,503.00

Selection 11 – Tax Distribution for estimated federal tax payment, Q1 2016 (cont'd)

CHASE		March 01, 2016 through March 31, 2016	
JPMorgan Chase Bank, N.A. Northwest Market P O Box 659754 San Antonio, TX 78266-9754		Account Number [REDACTED]	
 00012285 8705 800 211 06216 1414141414141414 000000000 00 0000		Customer Service Information If you have any questions about your statement, please contact your Customer Service Professional.	
BR HOLDINGS ASSOCIATES L.P. 1 STAMFORD FORUM STAMFORD CT 06901-3516			
Deposits and Credits			
Ledger Date	Value	Description	Amount
03/24		Orig CO Name: 401 Entry Descr: Comp Pay Ind ID: [REDACTED]	\$343,000.00
		Orig ID: [REDACTED] Desc Date: 160324 CO Sec: CCD Trace#: [REDACTED] Ed: 160324 Ind Name: Br Holdings Associates Distribution Trm	
03/30		Book Transfer Credit B/C: Purdue Holdings L.P. Stamford CT 06901-3516 Ref: Br Tax Distribution Trm: [REDACTED] YOUR REF: ATS OF 16/03/30	29,899,503.00
Withdrawals and Debits			
Ledger Date	Value	Description	Amount
03/15		Account Analysis Settlement Charge	\$96.49
03/24		Book Transfer Debit A/C: Beacon CO Zurich Switzerland Ch-80-55 Ref: Distribution-Mundipharma Kk Funding Trm [REDACTED] YOUR REF: NCONREF	171,500.00
03/24		Book Transfer Debit A/C: Rosebay Medical CO L.P. Oklahoma City OK 73134-2617 Ref: Distribution-Mundipharma Kk Funding Trm [REDACTED] YOUR REF: NCONREF	171,500.00
03/30		Book Transfer Debit A/C: Rosebay Medical CO L.P. Oklahoma City OK 73134-2617 Ref: 1Q16 Federal Estimated Trm: [REDACTED] YOUR REF: NCONREF	10,800,000.00
03/30		Book Transfer Debit A/C: Rosebay Medical CO L.P. Oklahoma City OK 73134-2617 Ref: 2015 Federal Extension Trm: [REDACTED] YOUR REF: NCONREF	3,600,000.00
03/30		Book Transfer Debit A/C: Rosebay Medical CO L.P. Oklahoma City OK 73134-2617 Ref: '15 Extension Payment: IL, Equalzati Trm: [REDACTED] YOUR REF: NCONREF	437,338.00
03/30		Book Transfer Debit A/C: Rosebay Medical CO L.P. Oklahoma City OK 73134-2617 Ref: '15 Extension Payment: CA, CO, KY, OR Trm: [REDACTED] YOUR REF: NCONREF	237,436.00
03/30		Book Transfer Debit A/C: Rosebay Medical CO L.P. Oklahoma City OK 73134-2617 Ref: '15 Extension Payment: AZ, DE, MN, NY Trm: [REDACTED] YOUR REF: NCONREF	235,000.00
03/30		Book Transfer Debit A/C: Rosebay Medical CO L.P. Oklahoma City OK 73134-2617 Ref: 1Q16 Tax Payment: AZ, DE, MN, NY Trm: [REDACTED] YOUR REF: NCONREF	135,000.00
03/30		Book Transfer Debit A/C: Rosebay Medical CO L.P. Oklahoma City OK 73134-2617 Ref: 1Q16 Estimated: CA, CO, KY Trm: [REDACTED] YOUR REF: NCONREF	100,000.00
03/30		Orig CO Name: Irs Entry Descr: Usalaxymfsec: CCD Trace#: [REDACTED] Ed: 160330 Ind ID: [REDACTED] Ind Name: Br Holdings Associates Trm: [REDACTED] 0802205107c	10,300,000.00
03/30		Orig CO Name: Irs Entry Descr: Usalaxymfsec: CCD Trace#: [REDACTED] Ed: 160330 Ind ID: [REDACTED] Ind Name: Br Holdings Associates Trm: [REDACTED]	3,500,000.00

Transfer #2: \$29.9M transfer from Purdue Holdings L.P. to BR Holdings Associates L.P.

Transfer #3: \$10.3M transfer from BR Holdings Associates L.P. to Rosebay Medical Company L.P.

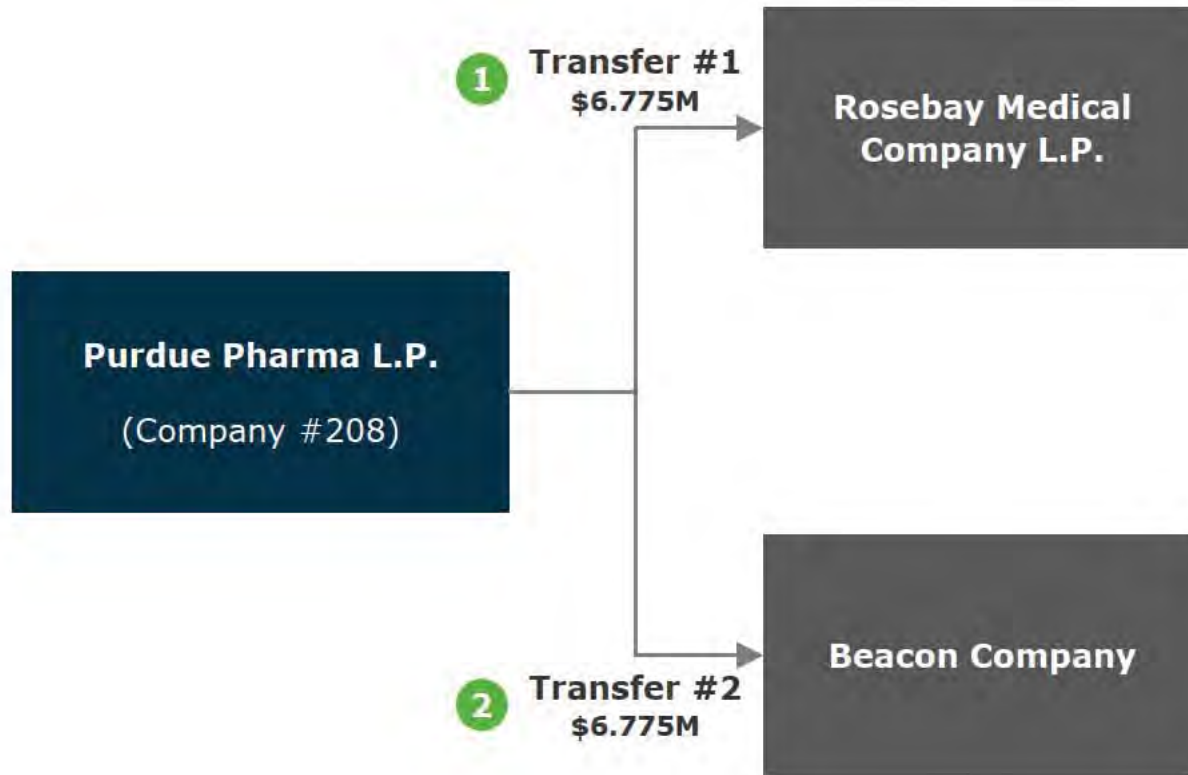
Transfer #4: \$10.3M transfer from BR Holdings Associates L.P. to US Treasury.

Source: J.P. Morgan Chase monthly bank statement for BR Holdings Associates L.P., March 2016

AlixPartners

Selection 12 Purdue Tax Distributions (2015)

Selection 12 – Tax Distribution for estimated Connecticut state tax, Q3 2015



 Purdue  Beacon/Rosebay

We are unable to determine from the books and records maintained by Purdue whether Rosebay Medical Company L.P. or Beacon Company used the distributions to make tax-related payments to the appropriate taxing authorities. Based on documents included in Purdue's SAP accounting system, these Tax Distributions related to estimated Connecticut state taxes. Rosebay Medical Company L.P. is a Connecticut resident and required to pay quarterly estimated Connecticut taxes. Beacon Company is a foreign entity and required to pay Connecticut taxes annually at extensions on time. As quarterly Tax Distributions were paid to Rosebay Medical Company L.P. for Connecticut taxes, an equalizing Tax Distribution was made to Beacon at the same time.

Selection 12 – Tax Distribution for estimated Connecticut state tax, Q3 2015 (cont'd)

Doc.Type : KZ (Vendor payment) Normal document									
Doc. Number	1500010363	Company Code	208	Fiscal Year	2015				
Doc. Date	11.09.2015	Posting Date	14.09.2015	Period	09				
Calculate Tax	<input type="checkbox"/>								
Ref.Doc.	WIRE TRANSFER								
Doc. Currency	USD								

Itm	PK	Account	Account short text	Cost Ctr	Profit Ctr	Order	Tx	Amount	Text
1	50	100010	Cash Concentration		GEN			6.775.000,00-	Transfer #1: \$6.8M transfer from Purdue Pharma L.P. to Rosebay Medical Company L.P.
2	25	1016497	ROSEBAY MEDICAL COMP		GEN		6.775.000,00		

Doc.Type : KZ (Vendor payment) Normal document									
Doc. Number	1500010362	Company Code	208	Fiscal Year	2015				
Doc. Date	11.09.2015	Posting Date	14.09.2015	Period	09				
Calculate Tax	<input type="checkbox"/>								
Ref.Doc.	WIRE TRANSFER								
Doc. Currency	USD								

Itm	PK	Account	Account short text	Cost Ctr	Profit Ctr	Order	Tx	Amount	Text
1	50	100010	Cash Concentration		GEN			6.775.000,00-	Transfer #2: \$6.8M transfer from Purdue Pharma L.P. to Beacon Company.
2	25	1029154	BEACON CO		GEN		6.775.000,00		

Selection 12 – Tax Distribution for estimated Connecticut state tax, Q3 2015 (cont'd)

Transfer #1: Q3 2015 estimated Connecticut state tax payment of \$6.8M for Rosebay Medical Company L.P.

3rd Quarter 2015 Tax Payments		
ITEM #	168.000	
Entity		
Entity #	416	
Taxpayer	Rosebay Medical Company L.P.	
Jurisdiction	Connecticut	
Tax Type	Income Tax (Distrib. by BRHALP to Rosebay to pay)	
Underlying Pre-Tax Income	596,757,388	B
State Tax Adjustments	127,594,441	
Adjusted Pre-Tax Income	724,351,828	214
Partner %, if applicable	49.753%	
Taxable Income	380,387,127	
Apportionment	29.70%	
Post-Apportioned Income	107,037,231	
Tax Rate	6.700%	
Tax Due	7,171,494	
Minimum Tax	-	
Additional Other Tax (e.g., Franchise)	-	If applicable, see
Total Tax Due	7,171,494	
G/L Coding:	208-302027-0000000	
Payments:		
2014 Overpayment Credit		
Q1	400,000	
Q2	-	
Q3	6,775,000	
Q4	-	
Additional Q4 Extension	-	
Total Payments	7,175,000	
Net Under (Over) Payment	(3,506)	

Source: Purdue Tax Department estimate of Connecticut state tax payment

Selection 12 – Tax Distribution for estimated Connecticut state tax, Q3 2015 (cont'd)

Transfer #1: Authorization for \$6.8M payment from Purdue Pharma L.P. to Rosebay Medical Company L.P. for Q3 2015 estimated Connecticut state tax.

PPLP	6,775,000.00
CT	
GRAND TOTAL	<u>\$ 6,775,000.00</u>
Prepared by:	
	DATE: 9/9/2015
Approved by:	
	DATE: 9/9/15
Approved by:	
	DATE: 9/2/15
Approved by:	
	DATE:
JJ Charhon/Ed Mahony	

Selection 12 – Tax Distribution for estimated Connecticut state tax, Q3 2015 (cont'd)

Transfer #1: Confirmation of \$6.8M payment from Purdue Pharma L.P. to Rosebay Medical Company L.P. for Q3 2015 estimated Connecticut state tax.

PURDUE PHARMA L.P.
** All values are subject to verification and adjustments. **
 Payment Report - Detail Payment Release Date: Today

Creation Method: From Template, Online | Template Name: PPLP Account | Template Type: Standard
 Status: Completed

PAYMENT INFORMATION

From Account: [REDACTED] | Account Currency: USD | Account Name: PURDUE PHARMA L.P.
 Bank: 02100002 - JPMORGAN CHASE, NEW YORK
 Payment Method: Bank Transfer | Value Date: 09/13/2015 | Bank to Bank Transfer Ref: [REDACTED]
 Payment Amount: 1,000,000.00 | Bank Reference: [REDACTED]
 Payee ID: 12033807 | Settlement Reference: JPM Ref: [REDACTED]

BENEFICIARY

Beneficiary ID: [REDACTED] | Address: US - United States
 Beneficiary ID Type: JPM US Account
 Beneficiary Name: Rosebay Medical Co. LP

REFERENCE INFORMATION

PAYMENT DETAILS
 3Q15 CT Estimated Tax Payment

BANK TO BANK

Correspondent Bank Charges: [REDACTED] | Priority Payment: NO

HISTORY

Event	Date / Time	Actioned By	User ID / Approval Category	Additional Information
Completed	09/13/2015 01:23 PM EDT	System	System	
Delivered	09/13/2015 01:22 PM EDT	System	System	
Released	09/13/2015 01:20 PM EDT	[REDACTED]	[REDACTED]	
Digital Signature	09/13/2015 01:20 PM EDT	[REDACTED]	[REDACTED]	
Approval	09/13/2015 01:54 PM EDT	[REDACTED]	[REDACTED]	
Submitted	09/13/2015 02:54 PM EDT	[REDACTED]	[REDACTED]	Created from Template: PPLP Account

Payment Report - Detail
 Created On: 09/13/2015 02:26 PM EDT Page 6 of 12

Selection 12 – Tax Distribution for estimated Connecticut state tax, Q3 2015 (cont'd)

Transfer #2: Q3 2015 estimated Connecticut state tax payment of \$6.8M for Beacon Company.

3rd Quarter 2015 Tax Payments		
ITEM #	167 000	
Entity		
Entity #	416	
Taxpayer	Beacon Company	
Jurisdiction	Connecticut	
Tax Type	Income Tax (Distrib. by BRHALP to Beacon to repay at e	
Underlying Pre-Tax Income	596,757,388	b
State Tax Adjustments	127,594,441	
Adjusted Pre-Tax Income	724,351,828	214
Partner %, if applicable	49.753%	
Taxable Income	360,387,127	
Apportionment	29.70%	
Post-Apportioned Income	107,037,231	
Tax Rate	0.000%	
Tax Due	-	
Minimum Tax	-	
Additional Other Tax (e.g., Franchise)	-	If applicable, see
Total Tax Due	-	
G/L Coding:	208-302028-0000000	
Payments:		
2014 Overpayment Credit	-	
Q1	400,000	
Q2	-	
Q3	6,775,000	
Q4	-	
Additional Q4 Extension	(7,175,000)	
Total Payments	-	
Net Under (Over) Payment	-	

Selection 12 – Tax Distribution for estimated Connecticut state tax, Q3 2015 (cont'd)

Transfer #2: Authorization for \$6.8M payment from Purdue Pharma L.P. to Beacon Company for Q3 2015 estimated Connecticut state tax.

<u>3Q 2015 CT Estimated Tax Payment</u>	
Beacon Purdue Pharma L.P. Connecticut	\$ 6,775,000.00
GRAND TOTAL	<u>\$ 6,775,000.00</u>

Prepared by: _____ DATE: 9/9/15

Approved by: _____ DATE: 7/5/15

Approved by: _____ DATE: 9/9/15

Approved by: _____ DATE: _____

JJ Charhon/Ed Mahopy

Selection 12 – Tax Distribution for estimated Connecticut state tax, Q3 2015 (cont'd)

Transfer #2: Confirmation of \$6.8M payment from Purdue Pharma L.P. to Beacon Company for Q3 2015 estimated Connecticut tax.

PURDUE PHARMA L.P.
 "All values are subject to verification and adjustments."
 Payment Report - Detail Payment Release Date: Today

Creation Method: From Template: Online Template Name: PPLP-Beacon Template Type: Standard

Status: Complete

PAYMENT INFORMATION

Account Currency: USD Account Name: PURDUE PHARMA L.P.

Bank: 02200022 - JPMORGAN CHASE NEW YORK

Payment Method: A/Ck Transfer Value Date: 09/11/2015 Bank to Bank Transfer: No

Payment Amount: USD 6,775,000.00 Bank Reference: [REDACTED]

Payment ID: 15015906 Settlement Reference: JPM Ref [REDACTED]

BENEFICIARY

Beneficiary ID: [REDACTED] Address: US - United States

Beneficiary ID Type: JPM US Account

Beneficiary Name: Beacon Co

REFERENCE INFORMATION

PAYMENT DETAILS
 3Q15 CT Estimated Tax Payment

BANK TO BANK


Correspondent Bank Charges: [REDACTED] Priority Payment: NO

HISTORY

Event	Date / Time	Assigned By	User ID / Approval Category	Additional Information
Completed	09/11/2015 01:23 PM EDT	System	System	
Delivered	09/11/2015 01:22 PM EDT	System	System	
Released	09/11/2015 01:20 PM EDT	[REDACTED]	[REDACTED]	
Digital Signature	09/11/2015 01:20 PM EDT	[REDACTED]	[REDACTED]	
Approved	09/10/2015 03:56 PM EDT	[REDACTED]	[REDACTED]	
Submitted	09/10/2015 02:54 PM EDT	[REDACTED]	[REDACTED]	Created from Template PPLP-Beacon

Payment Report - Detail
 Created On: 09/11/2015 02:26 PM EDT Page 7 of 17

Selection 12 – Tax Distribution for estimated Connecticut state tax, Q3 2015 (cont'd)

CHASE		
JPMorgan Chase Bank, N.A. Northeast Market P O Box 659754 San Antonio, TX 78265 -9754		September 01, 2015 through September 30, 2015 Account Number: [REDACTED]
 00099509 WBS 802 211 27415 NNNNNNNNNN 1 00000000 C2 0000		Customer Service Information If you have any questions about your statement, please contact your Customer Service Professional.
PURDUE PHARMA L P ATTN ACCOUNTING SERVICES ONE STAMFORD FORUM STAMFORD CT 06901-3516		
Withdrawals and Debits (continued)		
Ledger Date	Description	Amount
09/10	Orig CO Name:Purdue Pharma Lp Orig ID:[REDACTED] Desc Date:150910 CO Entry Desc:Corp Pay Sec:CCD Trace#[REDACTED] Eed:150910 Ind ID:[REDACTED] Ind	63,752.84
09/10	Name:Purdue Pharma Lp Trm [REDACTED] Orig CO Name:Load # [REDACTED] Orig ID:[REDACTED] Desc Date: CO Entry Descr:Ap Sec:CCD Trace#[REDACTED] Eed:150910 Ind ID:[REDACTED] Ind Name:ACH_Setup Trm [REDACTED]	56,951.85
09/10	Orig CO Name:Cerdian Aka Cdc Orig ID:[REDACTED] Desc Date:150909 CO Entry Descr:Wage Att Sec:CCD Trace#[REDACTED] Eed:150910 Ind ID:[REDACTED] Ind Name:Purdue Pharma L P Wage Attachment Payment [REDACTED] Wage Att Trm: [REDACTED]	11,450.21
09/10	Orig CO Name:Purdue Pharma Lp Orig ID:[REDACTED] Desc Date:150910 CO Entry Desc:Corp Pay Sec:CCD Trace#[REDACTED] Eed:150910 Ind ID:[REDACTED] Ind Name:Purdue Pharma Lp Trm [REDACTED]	215.00
09/11	Chips Debit Via: Deutsche Bank Trust Company America/0103 A/C: Fprs Depository Account New York NY 10006 US Ref: Purdue Plan [REDACTED] Ssn: Trm: [REDACTED] YOUR REF: NONREF	735,547.79
09/11	Fedwire Debit Via: Wells Fargo NA/121000248 A/C: Sei Private Trust Company Oaks, PA 19456 US Ref: Ffc Sei Account 15816-Pplp Purdue Pharma Lp Pension Plan Contributionp Lan Year Imad: Trm: [REDACTED] YOUR REF: NONREF	1,500,000.00
09/11	Fedwire Debit Via: Wells Fargo NA/121000248 A/C: Optumrx Inc US Ref: Invoice II Max1336 Summary Run ID: 93503. Optumrx Med D Estimated Paym Ent For July 2015 Imad [REDACTED] Trm: [REDACTED] YOUR REF: NONREF	11,067,418.41
09/11	Book Transfer Debit A/C: Rosebay Medical CO L P Oklahoma City OK 73134-2617 Ref: 3Q15 CT Estimated Tax Payments- Trm: [REDACTED] YOUR REF: NONREF	6,775,000.00
09/11	Book Transfer Debit A/C: Beacon CO Zurich Switzerland Ch-80-55 Ref: 3Q15 CT Estimated Tax Payment Trm: [REDACTED] YOUR REF: NONREF	6,775,000.00

Transfer #1: \$6.8M transfer from Purdue Pharma L.P. to Rosebay Medical Company L.P.

Transfer #2: \$6.8M transfer from Purdue Pharma L.P. to Beacon Company.

Source: J.P. Morgan Chase monthly bank statement for Purdue Pharma L.P., September 2015

AlixPartners

Exhibit F – Rhodes Cash Distributions Tracing Analysis

Rhodes Cash Distributions Tracing Analysis - Objectives

Objective

1. Trace Rhodes Cash Distributions identified in Rhodes's SAP accounts payable ledger to the available third-party bank statements in order to validate if the distributions amounts, posting/transaction dates, payee/beneficiary names and payor entities were consistent and/or similar in both sources of information.

Procedures Performed

1. Determined time period and entities to review based on Rhodes and Purdue's Internal Distribution Analysis and our reconciliation work. Bank statements were available for July 2014 onwards unless specifically requested from storage by TXP.
2. Reviewed bank statements to determine account holder entity name and time period represented.
3. Each Rhodes Cash Distribution identified in Purdue's SAP accounts payable ledger was compared to the available bank statements in order to find a match by payor entity, payee name, posting/transaction date and amount.
4. Certain transactions were assumed to be matches even if certain criteria were not an exact match. For example, if a distribution amount matched, but the payee name was not included in the bank statement and the posting date was within 60 days (before or after) of the transaction date included on the bank statement, then the distribution was generally considered to be a match.
 - If any of the criteria were not a match, the discrepancy was noted.
 - For payee name mismatches, the most common reason was that the bank statement did not include a payee name.

Rhodes Cash Distributions Tracing Analysis – Sources Relied Upon

The following sources of information were accessed and reviewed from Purdue, Rhodes and TXP:

1. Cash Distributions identified in Rhodes’s SAP accounts payable ledger; and
2. Bank statements for Rhodes and Affiliated Entities from the below periods highlighted in green:

Coventry Technologies L.P. (Company #230)												
Bank Statement Periods Received												
Year	Q1			Q2			Q3			Q4		
	J	F	M	A	M	J	J	A	S	O	N	D
2014												
2015												
2016												
2017												
2018												

SVC Pharma L.P. (Company #507)												
Bank Statement Periods Received												
Year	Q1			Q2			Q3			Q4		
	J	F	M	A	M	J	J	A	S	O	N	D
2014												
2015												
2016												
2017												
2018												

Rhodes Cash Distributions Tracing Analysis - Observations and Findings

Based upon on the tracing work performed on the Rhodes Cash Distributions recorded in the SAP accounts payable ledger to the available third-party bank statements, we have the following observations:

1. The available third-party bank statements included 75 transactions totaling \$53.28 million, of which matches between the two sources of information (SAP accounts payable ledger and Bank Statements) were identified for 75 transactions (100% of total) totaling \$53.28 million (100% of total).

Company Name (Company #)	Transactions in SAP Accounts Payable Ledger within Bank Statement periods		Transactions in SAP Accounts Payable Ledger Matched to Bank Statements	
	# Trx	\$ Amount	# Trx	\$ Amount
Coventry Technologies L.P. (Company #230)	63	\$ 52,644,200	63	\$ 52,644,200
SVC Pharma L.P. (Company #507)	12	\$ 630,882	12	\$ 630,882
Rhodes Technologies (Company #227)	-	\$ -	-	\$ -
Rhodes Technologies Inc. (Company #247)	-	\$ -	-	\$ -
Rhodes Pharmaceuticals LP (Company #250)	-	\$ -	-	\$ -
Rhodes Pharmaceuticals Inc. (Company #251)	-	\$ -	-	\$ -
	75	\$ 53,275,082	75	\$ 53,275,082
<i>As % of Transactions within Bank Statement periods</i>	100%	100%	100%	100%

¹ SAP accounts payable ledger posting date considered a match if within +/- 60 days of bank statement transaction date.

Rhodes Cash Distributions Tracing Analysis - Observations and Findings

2. For Coventry Technologies L.P. (Entity #230):

Periods for which statements are available:	Jul. 2014 – Dec. 2018
Number of transactions in SAP accounts payable ledger within available bank statement periods:	63 – \$52.6m
Number of transactions matched to bank statements (and as % of total for available statement periods):	63 (100%) – \$52.6m (100%)
Number of exact matches (payee, amount and date):	14 – \$6.49m
Number of payee and amount matches with close posting date match¹:	27 – \$44.96m <ul style="list-style-type: none"> • 2 payments to Rosebay Medical Company LP totaling \$14.65m were combined into a single transaction in the bank statement
Number of amount matches with close posting date match¹ (no payee name listed in bank statement):	22 – \$1.19m <ul style="list-style-type: none"> • All are checks for tax-related payments

¹ SAP accounts payable ledger posting date considered a match if within +/- 60 days of bank statement transaction date.

Rhodes Cash Distributions Tracing Analysis - Observations and Findings

3. For SVC Pharma L.P. (Entity #507):

Periods for which statements are available:	Aug. 2014 – Dec. 2018
Number of transactions in AP Extract file:	21 – \$1.17m
Number of transactions in AP Extract file within available bank statement periods:	12 – \$631k
Number of transactions matched to bank statements (and as % of total for available statement periods):	12 (100%) – \$631k (100%)
Number of exact matches (payee, amount and date):	0
Number of payee and amount matches with close posting date match¹:	2 – \$186k
Number of amount matches with close posting date match¹ (no payee name listed in bank statement):	10 – \$445k <ul style="list-style-type: none"> All are checks recorded in SAP as payable to Comptroller of Maryland

¹ SAP accounts payable ledger posting date considered a match if within +/- 60 days of bank statement transaction date.

Rhodes Cash Distributions Tracing Analysis - Observations and Findings

4. For Rhodes Technologies (Entity #227):

Periods for which statements are available:	Jul. 2014 – Dec. 2018
Number of transactions in SAP accounts payable ledger within available bank statement periods:	0
Number of transactions matched to bank statements:	0
Number of exact matches (payee, amount and date):	n/a
Number of payee and amount matches with close posting date match¹:	n/a
Number of amount matches with close posting date match¹ (no payee name listed in bank statement):	n/a

¹ SAP accounts payable ledger posting date considered a match if within +/- 60 days of bank statement transaction date.

Rhodes Cash Distributions Tracing Analysis - Observations and Findings

5. For Rhodes Technologies Inc. (Entity #247):

Periods for which statements are available:	Aug. 2014 – Dec. 2018
Number of transactions in SAP accounts payable ledger within available bank statement periods:	0
Number of transactions matched to bank statements:	0
Number of exact matches (payee, amount and date):	n/a
Number of payee and amount matches with close posting date match¹:	n/a
Number of amount matches with close posting date match¹ (no payee name listed in bank statement):	n/a

¹ SAP accounts payable ledger posting date considered a match if within +/- 60 days of bank statement transaction date.

Rhodes Cash Distributions Tracing Analysis - Observations and Findings

6. For Rhodes Pharmaceuticals L.P. (Entity #250):

Periods for which statements are available:	Aug. 2014 – Dec. 2018
Number of transactions in SAP accounts payable ledger within available bank statement periods:	0
Number of transactions matched to bank statements:	0
Number of exact matches (payee, amount and date):	n/a
Number of payee and amount matches with close posting date match¹:	n/a
Number of amount matches with close posting date match¹ (no payee name listed in bank statement):	n/a

¹ SAP accounts payable ledger posting date considered a match if within +/- 60 days of bank statement transaction date.

Rhodes Cash Distributions Tracing Analysis - Observations and Findings

7. For Rhodes Pharmaceuticals Inc. (Entity #251):

Periods for which statements are available:	Aug. 2014 – Dec. 2018
Number of transactions in SAP accounts payable ledger within available bank statement periods:	0
Number of transactions matched to bank statements:	0
Number of exact matches (payee, amount and date):	n/a
Number of payee and amount matches with close posting date match¹:	n/a
Number of amount matches with close posting date match¹ (no payee name listed in bank statement):	n/a

¹ SAP accounts payable ledger posting date considered a match if within +/- 60 days of bank statement transaction date.

Rhodes Cash Distributions Tracing Analysis - Observations and Findings

8. Statements for the following entities were provided, but no transactions were identified in the SAP accounts payable ledger:

Rhodes Technologies (Company #227)												
Bank Statement Periods Received												
	Q1			Q2			Q3			Q4		
Year	J	F	M	A	M	J	J	A	S	O	N	D
2014												
2015												
2016												
2017												
2018												

Rhodes Technologies Inc. (Company #247)												
Bank Statement Periods Received												
	Q1			Q2			Q3			Q4		
Year	J	F	M	A	M	J	J	A	S	O	N	D
2014												
2015												
2016												
2017												
2018												

Rhodes Pharmaceuticals LP (Company #250)												
Bank Statement Periods Received												
	Q1			Q2			Q3			Q4		
Year	J	F	M	A	M	J	J	A	S	O	N	D
2014												
2015												
2016												
2017												
2018												

Rhodes Pharmaceuticals Inc. (Company #251)												
Bank Statement Periods Received												
	Q1			Q2			Q3			Q4		
Year	J	F	M	A	M	J	J	A	S	O	N	D
2014												
2015												
2016												
2017												
2018												

AlixPartners

Rhodes Cash Distributions Flow of Funds Analysis

Flow of Funds Analysis – Cash Distribution and Capital Contribution Testing Selections

As illustrated in this section of the Cash Distribution and Capital Contributions Analysis, we performed a flow of funds analysis on each classification of Cash Distributions (Non-Tax and Tax) made (“Rhodes Cash Distribution Testing Selections”) and Capital Contributions received (“Rhodes Capital Contributions Testing Selections”) by Rhodes (collectively referred to as the “Rhodes Cash Distribution and Capital Contribution Testing Selections”):

Rhodes Cash Distribution Testing Selections

- **Selection 1** – Non-Tax Cash Distribution from Rhodes Technologies to Beacon Company and Rosebay Medical Company L.P., December 2011
- **Selection 2** – Tax Distribution for Estimated Federal Tax Payment, Q4 2014

Rhodes Capital Contribution Testing Selections

- **Selection 1** – Capital Contribution Received by Rhodes Technologies from Purdue Pharma L.P. through Affiliated Entities, April 2012
- **Selection 2** – Capital Contribution Received by Rhodes Pharmaceuticals L.P. from Purdue Pharma L.P. through Affiliated Entities, May 2013
- **Selection 3** – Capital Contribution Received by Rhodes Pharmaceuticals L.P. from Purdue Pharma L.P. through Affiliated Entities, October/November 2013

Rhodes Flow of Funds Analysis – Observations and Findings

The following summary of observations and findings is based upon our review and analysis of various sources of information that we obtained from Rhodes related to the Rhodes Cash Distribution and Capital Contribution Testing Selections:

1. Rhodes Cash Distribution Testing Selection 1 was classified by Rhodes as a Non-Tax Cash Distribution that flowed from Rhodes Technologies up to and through Coventry Technologies L.P. and then from Coventry Technologies L.P. to Beacon Company and Rosebay Medical Company L.P.
 - It is our understanding from Rhodes that this flow of funds pattern is generally consistent with the other Non-Tax Cash Distributions made by Rhodes.
2. Rhodes Cash Distribution Testing Selection 2 was classified by Rhodes as a Tax Distribution that flowed from Coventry Technologies L.P. to Rosebay Medical Company L.P., Beacon Company and the United States Treasury and such classification is consistent with the documentation supporting this transaction.¹
 - It is our understanding from Rhodes that this flow of funds pattern is generally consistent with the other Tax Distributions made by Rhodes.
3. Rhodes Capital Contribution Testing Selections 1 through 3 flowed from Purdue Pharma L.P. up to PRA L.P. and through other holdings companies, and then to Beacon Company and Rosebay Medical Company L.P., which made contributions to Rhodes Technologies or Rhodes Pharmaceuticals L.P. through Coventry Technologies L.P.
 - It is our understanding from Rhodes that this flow of funds pattern is generally consistent with the other Capital Contributions received by Rhodes.
4. Rhodes's accounting for the Rhodes Cash Distribution and Capital Contribution Testing Selections flow of funds is consistent with the available written approval and authorization documents supporting these transactions.
5. For the Rhodes Cash Distribution Testing Selections, the payee/beneficiary name recorded in Rhodes's accounts payable detail of the SAP general ledger system matches the payee/beneficiary name reported in Rhodes's Internal Distribution Analysis.

¹ We are unable to determine from the books and records maintained by Purdue and Rhodes whether Rosebay Medical Company L.P. or Beacon Company used the distributions to make tax-related payments to the appropriate taxing authorities.

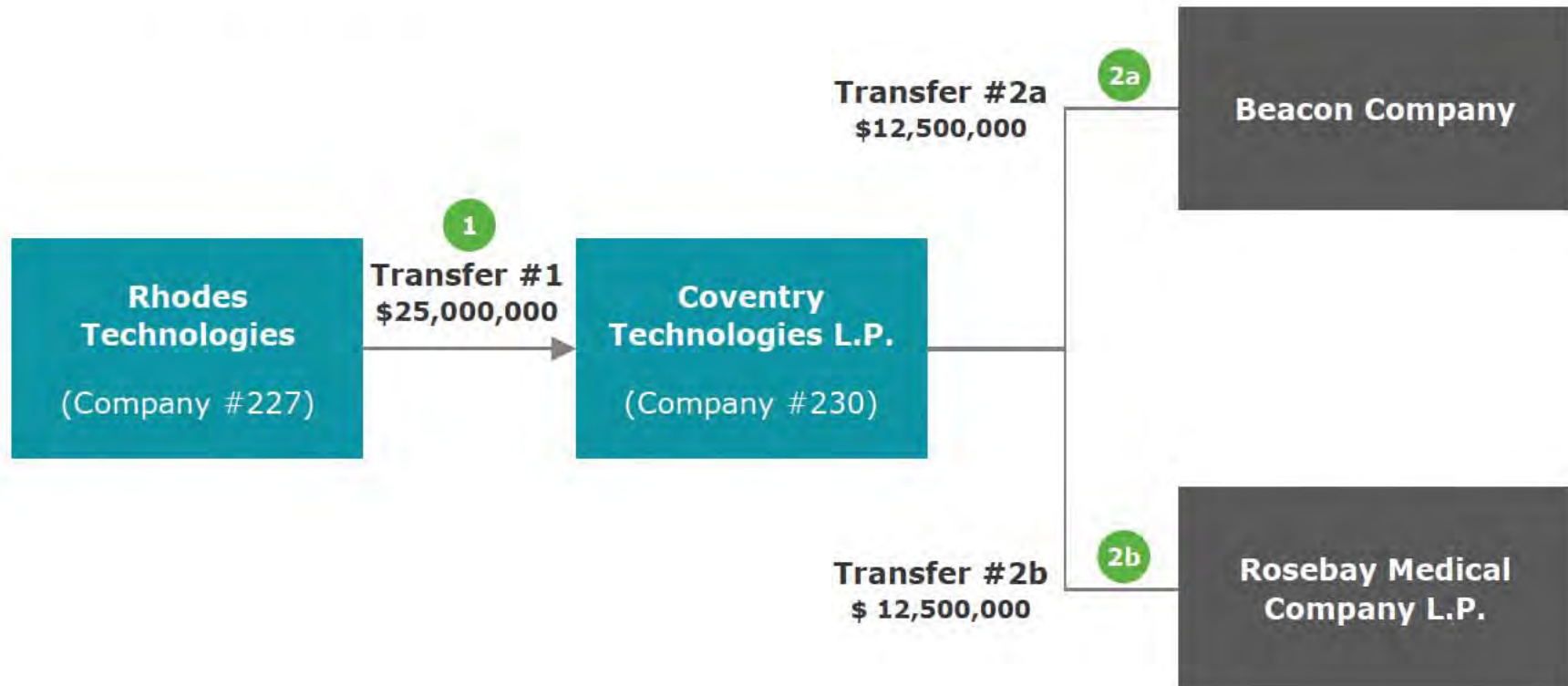
AlixPartners


Rhodes Cash Distribution Testing Selections


AlixPartners

Selection 1 Rhodes Non-Tax Cash Distributions (2011)

Selection 1 – Non-Tax Cash Distribution from Rhodes Technologies to Beacon Company and Rosebay Medical Company L.P., December 2011



 Affiliated Entity - Books and Records Maintained in the same SAP System as Purdue

 Beacon/Rosebay

¹ For consistency with PPLP's classification of Non-Tax Cash Distributions, this Non-Tax Cash Distribution by Rhodes that flowed up to Beacon Company and Rosebay Medical L.P. has been treated as a US Partner Cash Distribution in the Cash Distributions Analysis.

Selection 1 – Non-Tax Cash Distribution from Rhodes Technologies to Beacon Company and Rosebay Medical Company L.P., December 2011

Doc.Type : SA (G/L account document) Normal document					
Doc. Number	100029607	Company Code	227	Fiscal Year	2011
Doc. Date	12/12/2011	Posting Date	12/08/2011	Period	12
Calculate Tax	<input type="checkbox"/>				
Doc. Currency	USD				
Doc. Hdr Text	CTW 12062011 to 12082011				

Transfer #1: \$25,000,000 transfer from Rhodes Technologies to Coventry Technologies L.P.

Itm	PK	Account	Account short text	Cost Ctr	Profit Ctr	Order	Tx	Amount	Text
1	40	102230	Coventry Tech. LLC		GEN			25,000,000.00	FUNDING to COVENTRY TECHNOLOGIES LLC
2	40	201150	Payroll Suspense		GEN			802,328.85	PAYROLL PAYMENT
3	40	100040	Chase Control ZBA		GEN			191,806.91	CONTROL DISBURSEMENT ACCOUNT FUNDING
4	40	100040	Chase Control ZBA		GEN			106,816.54	CONTROL DISBURSEMENT ACCOUNT FUNDING
5	40	100040	Chase Control ZBA		GEN			10,894.94	CONTROL DISBURSEMENT ACCOUNT FUNDING
6	40	100010	Cash Concentration		GEN			357.09	MISCELLANEOUS BANK DEPOSIT
7	50	100010	Cash Concentration		GEN			25,000,000.00-	FUNDING to COVENTRY TECHNOLOGIES LLC

Doc.Type : SA (G/L account document) Normal document					
Doc. Number	100000222	Company Code	230	Fiscal Year	2011
Doc. Date	12/12/2011	Posting Date	12/08/2011	Period	12
Calculate Tax	<input type="checkbox"/>				
Doc. Currency	USD				
Doc. Hdr Text	CTW 12062011 to 12082011				

Transfer #1: \$25,000,000 transfer from Rhodes Technologies to Coventry Technologies L.P.

Itm	PK	Account	Account short text	Cost Ctr	Profit Ctr	Order	Tx	Amount	Text
1	40	100010	Cash Concentration		GEN			25,000,000.00	FUNDING from RHODES TECHNOLOGIES (227)
2	50	102227	Rhodes Technologies		GEN			25,000,000.00-	FUNDING from RHODES TECHNOLOGIES (227)

Selection 1 – Non-Tax Cash Distribution from Rhodes Technologies to Beacon Company and Rosebay Medical Company L.P., December 2011

Doc.Type : KR (Vendor invoice) Normal document					
Doc. Number	1900000073	Company Code	230	Fiscal Year	2011
Doc. Date	12/07/2011	Posting Date	12/12/2011	Period	12
Calculate Tax	<input checked="" type="checkbox"/>				
Ref.Doc.	120711				
Doc. Currency	USD				

Transfer #2a: \$12,500,000 transfer from Coventry Technologies L.P. to Beacon Company.

Itm	PK	Account	Account short text	Cost Ctr	Profit Ctr	Order	Tx	Amount	Text
1	31	1029154	BEACON CO		GEN			12,500,000.00-	4QTR 2011 PARTNER DISTRIBUTION
2	40	302044	Dist #44 PLPAH LP		GEN			12,500,000.00	4QTR 2011 PARTNER DISTRIBUTION

Doc.Type : KR (Vendor invoice) Normal document					
Doc. Number	1900000072	Company Code	230	Fiscal Year	2011
Doc. Date	12/07/2011	Posting Date	12/12/2011	Period	12
Calculate Tax	<input checked="" type="checkbox"/>				
Ref.Doc.	120711				
Doc. Currency	USD				

Transfer #2b: \$12,500,000 transfer from Coventry Technologies L.P. to Rosebay Medical Company L.P.

Itm	PK	Account	Account short text	Cost Ctr	Profit Ctr	Order	Tx	Amount	Text
1	31	1016497	ROSEBAY MEDICAL COMP		GEN			12,500,000.00-	
2	40	302044	Dist #44 PLPAH LP		GEN			12,500,000.00	

Selection 1 – Non-Tax Cash Distribution from Rhodes Technologies to Beacon Company and Rosebay Medical Company L.P., December 2011

COVENTRY TECHNOLOGIES L.P.

Written Consent of General Partner


The undersigned, Purdue Pharma Inc. (the "General Partner"), a New York corporation and the General Partner of Coventry Technologies L.P., a Delaware limited partnership (the "Partnership"), hereby consents to the taking of the following action and directs that this consent be filed with the records of proceedings of the Partnership:

WHEREAS, the Partnership is to receive a distribution from Rhodes Technologies ("Rhodes") in the amount of \$25,000,000 on or before December 9, 2011 (the "Distribution").


NOW, THEREFORE, be it

RESOLVED, that upon receipt of the Distribution from Rhodes, the Partnership be and it hereby is authorized to distribute \$12,500,000 to Beacon Company and \$12,500,000 to Rosebay Medical Company L.P.

Date: December 8, 2011


Edward P. Mahony

COVENTRY TECHNOLOGIES L.P.
by its general partner,
Purdue Pharma Inc.

By: 
Stuart D. Baker
Executive Vice President,
Counsel to the Board

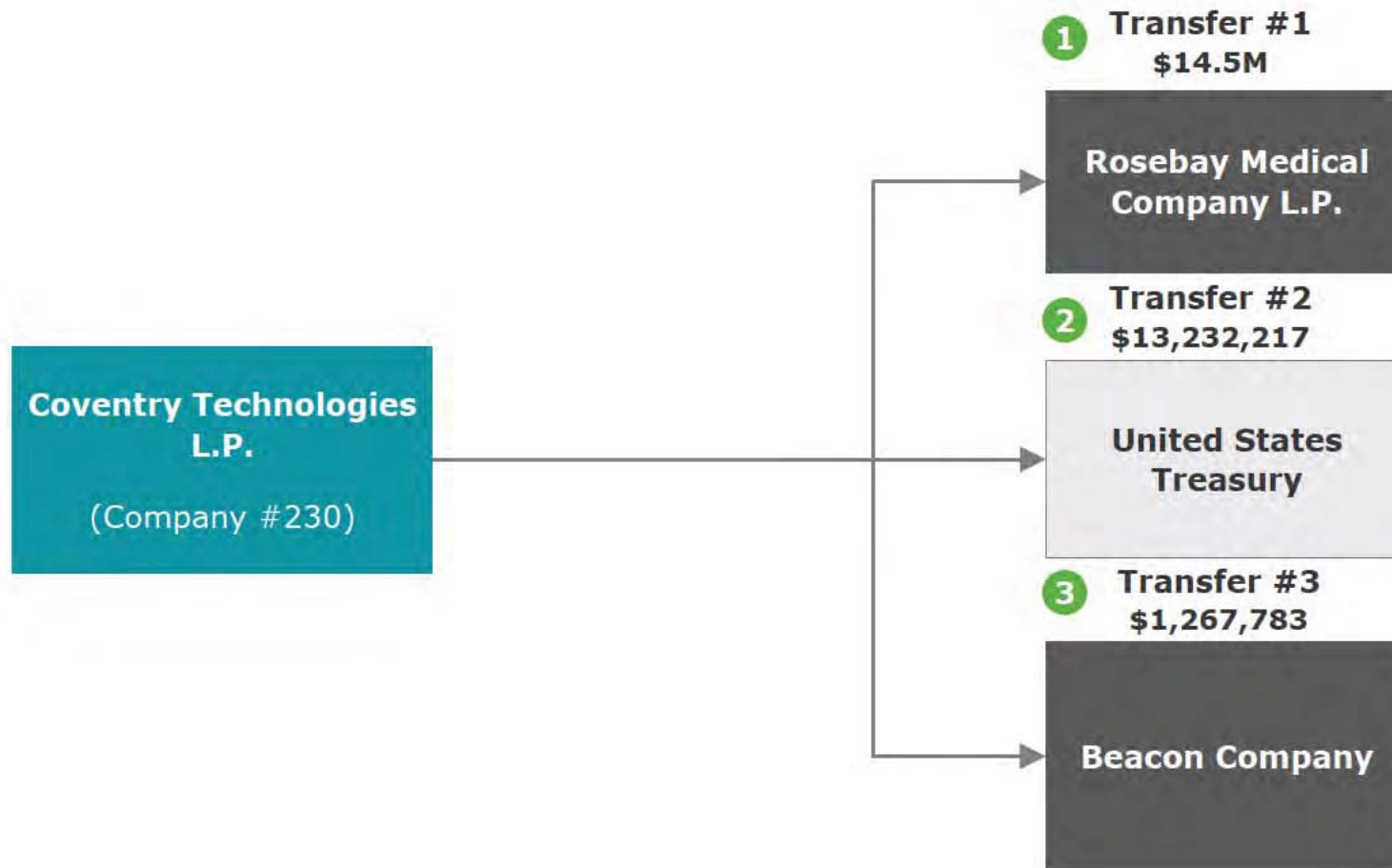
Transfer #1: Confirmation of \$25,000,000 transfer from Rhodes Technologies to Coventry Technologies L.P.

Transfers #2a and #2b: Authorization for \$12,500,000 transfers from Coventry Technologies L.P. to Beacon Company and Rosebay Medical Company L.P., totaling \$25,000,000 in distributions.

AlixPartners

Selection 2 Rhodes Tax Distribution (2014)

Selection 2 – Tax Distribution for Estimated Federal Tax Payment, Q4 2014



Affiliated Entity - Books and Records Maintained in the same SAP System as Purdue

Beacon/Rosebay

Taxing Authority

Recorded as an estimated federal tax payment in Rhodes's Internal Distribution Analysis and Rhodes's SAP Accounting System. We are unable to determine from the books and records maintained by Rhodes whether Rosebay Medical Company L.P. or Beacon Company used the distributions to make tax-related payments to the appropriate taxing authorities. Under IRC Section 1446, Coventry Technologies L.P. is required to withhold taxes on behalf of its foreign partner, Beacon Company. The \$1,267,783 Tax Distribution to Beacon Company related to Medicare taxes. Under IRC Section 1446, the withholding agent is not required to withhold the 3.8% Medicare tax to remit to the US Treasury.

Selection 2 – Tax Distribution for Estimated Federal Tax Payment, Q4 2014

Doc.Type : KR (Vendor invoice) Normal document					
Doc. Number	1900000203	Company Code	230	Fiscal Year	2014
Doc. Date	12/08/2014	Posting Date	12/12/2014	Period	12
Calculate Tax	<input type="checkbox"/>				
Ref.Doc.	120814E				
Doc. Currency	USD				

Itm	FK	Account	Account short text	Cost Ctr	Profit Ctr	Order	Tx	Amount	Text
1	31	1016497	ROSEBAY MEDICAL COMP		GEN			14,500,000.00-	4QTR 2014 FEDERAL ESTIMATED TAX PAYMENT
2	40	302027	Capital #27 Distrib.		GEN			14,500,000.00	4QTR 2014 FEDERAL ESTIMATED TAX PAYMENT

Transfer #1: \$14,500,000 transfer from Coventry Technologies L.P. to Rosebay Medical Company L.P.

Selection 2 – Tax Distribution for Estimated Federal Tax Payment, Q4 2014

Doc.Type : KR (Vendor invoice) Normal document					
Doc. Number	1900000204	Company Code	230	Fiscal Year	2014
Doc. Date	12/08/2014	Posting Date	12/16/2014	Period	12
Calculate Tax	<input checked="" type="checkbox"/>				
Ref.Doc.	120814A				
Doc. Currency	USD				

Transfer #2: Q4 2014 federal tax payment of \$13,232,217 for Beacon Company.

Itm	PK	Account	Account short text	Cost Ctr	Profit Ctr	Order	Tx	Amount	Text
1	31	1004240	UNITED STATES TREASU		GEN		U1	13,232,217.00-	
2	40	302026	Capital #26 Distrib.		GEN			13,232,217.00	

Doc.Type : KR (Vendor invoice) Normal document					
Doc. Number	1900000201	Company Code	230	Fiscal Year	2014
Doc. Date	12/08/2014	Posting Date	12/12/2014	Period	12
Calculate Tax	<input type="checkbox"/>				
Ref.Doc.	120814				
Doc. Currency	USD				

Transfer #3: Q4 2014 federal tax payment of \$1,267,783 for Beacon Company.

Itm	PK	Account	Account short text	Cost Ctr	Profit Ctr	Order	Tx	Amount	Text
1	31	1029154	BEACON CO		GEN			1,267,783.00-	4QTR 2014 ESTIMATED 3.8% MEDICARE TAX
2	40	302026	Capital #26 Distrib.		GEN			1,267,783.00	4QTR 2014 ESTIMATED 3.8% MEDICARE TAX

Selection 2 – Tax Distribution for Estimated Federal Tax Payment, Q4 2014

4Q14 Federal Estimated Payment

ROSEBAY
Coventry Technologies L.P.
Federal

	\$ 14,500,000.00
GRAND TOTAL	<u>\$ 14,500,000.00</u>

Prepared by: _____
[Redacted] DATE: 12-8-14

Reviewed by: _____
[Redacted] DATE: 12/8/14

Approved by: _____
Ed Mahony [Signature] DATE: 12/10/14

Transfer #1: Q4 2014 federal tax payment of \$14,500,000 for Rosebay Medical Company L.P.

Selection 2 – Tax Distribution for Estimated Federal Tax Payment, Q4 2014

Transfer #1: Q4 2014 federal tax payment of \$14,500,000 for Rosebay Medical Company L.P.

4th Quarter 2014 Tax Payments	
ITEM #	247.000
Entity	
Entity #	230
Taxpayer	Rosebay Medical Company L.P.
Jurisdiction	Federal
Tax Type	Income Tax (Dist/b. by Coventry to Roa-
Underlying Pre-Tax Income	88,814,805
State Tax Adjustments	-
Adjusted Pre-Tax Income	88,814,805
Partner %, if applicable	50.000%
Taxable Income	44,307,402
Apportionment	100.00%
Post-Apportioned Income	44,307,402
Tax Rate	43.400%
Tax Due	19,229,413
Minimum Tax	-
Additional Other Tax (e.g., Franchise)	-
Total Tax Due	19,229,413
G/L Coding:	230-302027-0000000
Payments:	
2013 Overpayment Credit	1
Q1	1,250,000
Q2	2,000,000
Q3	1,500,000
Q4	14,500,000
Additional Q4 Extension	-
Total Payments	19,250,001
Net Under (Over) Payment	(20,588)

Selection 2 – Tax Distribution for Estimated Federal Tax Payment, Q4 2014

Paid 12-12-14

Goventry Technologies L.P. 4Q14 Estimated Payment ACH DEBIT TRANSACTION		
Debit Date: 12/08/14		
Vendor #1004240 United States Treasury IRS Service Center Philadelphia, PA	GL Code 230-302026-0000000 Capital #26-Distribution-Beacon	Amount \$13,232,217.00
		\$13,232,217.00
Description: 4Q14 Estimated Payment		
Prepared by: [Redacted]		DATE: 12-8-14
Reviewed by: [Redacted]		DATE: 12/8/14
Approved by: Ed Mahony [Redacted]		DATE: 12/10/14
[Redacted]		DATE: 12-11-14
Additional "B" Signature [Redacted]		DATE: [Redacted]

Transfer #2: Q4 2014 federal tax payment of \$13,232,217 for Beacon Company.

Selection 2 – Tax Distribution for Estimated Federal Tax Payment, Q4 2014

TAXPAYER NAME: COVENTRY TECHNOLOGIES LP

Deposit Confirmation

Your payment has been accepted.

TIN: [REDACTED]

Payment Successful

An EFT Acknowledgement Number has been provided for this payment. Please keep this number for your records.

Transfer #2: Confirmation of Q4 2014 federal tax payment of \$13,232,217 for Beacon Company.

REMINDER: REMEMBER TO FILE ALL RETURNS WHEN DUE!

EFT ACKNOWLEDGEMENT NUMBER:	270474683366697
------------------------------------	-----------------

Payment Information	Entered Data
Taxpayer EIN	[REDACTED]
Tax Form	8804 Annual Return Partnership W/H
Tax Type	Balance due on return or notice
Tax Period	December/2014
Payment Amount	\$13,232,217.00
Settlement Date	12/12/2014

Selection 2 – Tax Distribution for Estimated Federal Tax Payment, Q4 2014

Transfer #3: Q4 2014 federal tax payment of \$1,267,783 for Beacon Company.

PURDUE WIRE TRANSFER (2501357)	
"FOR" ACCOUNTS PAYABLE USE ONLY SAP PAYMENT DOC DATE: _____ SAP VENDOR NUMBER: _____ INVOICE NO. / PO NO.: _____ SAP DOCUMENT NUMBER: _____ WIRE TRANSFER DOCUMENT NUMBER: _____	WIRE TYPE: <input type="checkbox"/> RECURRING WIRE <input checked="" type="checkbox"/> STANDARD WIRE <input type="checkbox"/> ACH WIRE <input type="checkbox"/> FOREIGN WIRE <input type="checkbox"/> DIRECT DEBIT
	DATE: 12/16/14 Payer Bank Acct Name: JPMorgan Chase
	FROM CO. NAME: Coventry Technologies LP Bank Acct Number: [REDACTED]
	PAYEE VENDOR NAME: Beacon Company [REDACTED]
	STREET ADDRESS: _____
	CITY, STATE, ZIP: _____
	RECIPIENT BANK NAME: JPMorgan Private Bank
	BANK STREET ADDRESS: _____
	CITY, STATE, ZIP: _____
	ACCOUNT NUMBER: [REDACTED] ABA NUMBER: 021000021 <small>(Not required for Direct Debit)</small> <small>(See required for Direct Debit)</small>
SWIFT CODE: CHASUS33 <small>(Not required for Direct Debit)</small> <small>(Not required for Direct Debit)</small>	
REQUESTED BY: Sue Kowalski <small>(Enter Country Code: 2 when applicable to US operations bank and 4 for other countries)</small>	
NOTE: BANKING INSTRUCTIONS MUST BE ATTACHED TO EACH WIRE SUBMISSION	
TOTAL WIRE TRANSFER AMOUNT: \$ 1,267,783.00	
PAYMENT DESCRIPTION: 4Q14 Federal Estimated Payment - 3.8% Medicare Tax	
Required: Company Code/GL Expense Acct/Cont. Conf./File/Project	
GL DMR: 225-382576-0000000 \$ Amount \$ 1,267,783.00	
GL DMR: Capital #36-Distributions-Beacon \$ Amount	
GL DMR: _____ Total \$ Amount \$ 1,267,783.00	
NOTE: 1) Wire Transfer Amounts \$100,000 or less do not require an authorized signature (Digital) NOTE: 2) The same individual may not sign as both Signer 1 and Signer 2 (Digital)	
Authorized Signer 1 Signature Required \$100,000.01 up to \$500,000 (Group A) [REDACTED]	
Authorized Signer 2 2nd Signature Required \$500,000.01 up to \$1MM (Group A) [REDACTED]	
\$1,000,000.01 and above, one of the signers must be: (Group B): >\$1MM - Edmore Maloney NOTE: Both Groups of "A" Signers are authorized to sign up to \$500,000 singly (which includes Raymond Buckler), and jointly (two "A" signers) \$500,000.01 up to \$1MM	
TREASURY USE ONLY	
Created By: _____	<input type="checkbox"/> Approved
Approved By: _____	<input type="checkbox"/> Received
Released By: _____	<input type="checkbox"/> Positive Reply
OCC STAMP to AC 12-12-14	AIF STAMP

Source: Purdue Tax Department estimate of federal tax payment

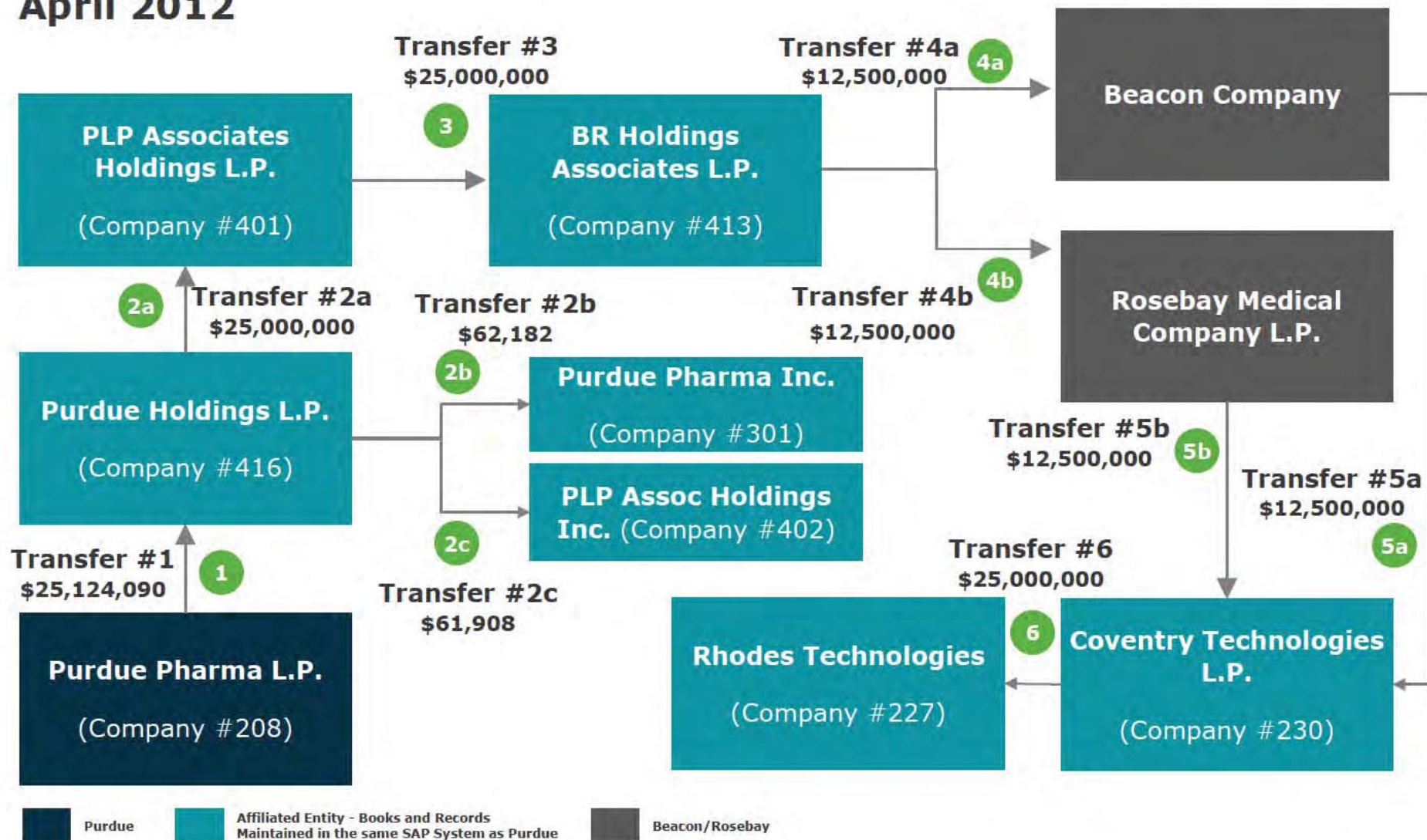
AlixPartners

Rhodes Capital Contribution Testing Selections

AlixPartners

Selection 1 Rhodes Capital Contribution (2012)

Selection 1 – Capital Contribution Received by Rhodes Technologies from Purdue Pharma L.P. through Affiliated Entities, April 2012



Selection 1 – Capital Contribution Received by Rhodes Technologies from Purdue Pharma L.P. through Affiliated Entities, April 2012

Doc.Type : SA (G/L account document) Normal document					
Doc. Number	100101884	Company Code	208	Fiscal Year	2012
Doc. Date	04/20/2012	Posting Date	04/17/2012	Period	04
Calculate Tax	<input type="checkbox"/>				
Doc. Currency	USD				
Doc. Hdr Text	CTW 04102012 to 04172012				

Itm	PK	Account	Account short text	Cost Ctr	Profit Ctr	Order	Tx	Amount	Text
176	50	100010	Cash Concentration		GEN			85,500,000.00-	FUNDING to BR HOLDINGS ASC. L.P.
177	50	100110	Lockbox Clearing		GEN			33,332,742.90-	CARDINAL HEALTH
178	50	100110	Lockbox Clearing		GEN			25,722,461.96-	CARDINAL HEALTH
179	50	100010	Cash Concentration		GEN			25,124,090.00-	DISTRIBUTION FUNDING to PURDUE HOLDINGS LP

Doc.Type : SA (G/L account document) Normal document					
Doc. Number	100101884	Company Code	208	Fiscal Year	2012
Doc. Date	04/20/2012	Posting Date	04/17/2012	Period	04
Calculate Tax	<input type="checkbox"/>				
Doc. Currency	USD				
Doc. Hdr Text	CTW 04102012 to 04172012				

Transfer #1: \$25,124,090 transfer from Purdue Pharma L.P. to Purdue Holdings L.P.

Itm	PK	Account	Account short text	Cost Ctr	Profit Ctr	Order	Tx	Amount	Text
1	40	102413	BR Holdings Assoc LP		GEN			85,500,000.00	FUNDING to BR HOLDINGS ASC. L.P.
2	40	100010	Cash Concentration		GEN			33,332,742.90	CARDINAL HEALTH
3	40	100010	Cash Concentration		GEN			25,722,461.96	CARDINAL HEALTH
4	40	302045	Dist #45 PH LP		GEN			25,124,090.00	DISTRIBUTION FUNDING to PURDUE HOLDINGS LP

Selection 1 – Capital Contribution Received by Rhodes Technologies from Purdue Pharma L.P. through Affiliated Entities, April 2012

Doc.Type : SA (G/L account document) Normal document					
Doc. Number	100000206	Company Code	416	Fiscal Year	2012
Doc. Date	04/19/2012	Posting Date	04/17/2012	Period	04
Calculate Tax	<input type="checkbox"/>				
Doc. Currency	USD				
Doc. Hdr Text	CTW 04102012 to 04172012				

Transfer #1: \$25,124,090 transfer from Purdue Pharma L.P. to Purdue Holdings L.P.

Itm	PK	Account	Account short text	Cost Ctr	Profit Ctr	Order	Tx	Amount	Text
1	40	100010	Cash Concentration		GEN			25,124,090.00	DISTRIBUTION FUNDING from PURDUE PHARMA L.P.
2	40	302044	Dist #44 PLPAH LP		GEN			25,000,000.00	DISTRIBUTION FUNDING to PLP ASC. HOLDINGS LP
3	40	100010	Cash Concentration		GEN			33,124.35	FX INTEREST DUE
4	50	107204	Invest - PPLP		GEN			25,124,090.00-	DISTRIBUTION FUNDING from PURDUE PHARMA L.P.
5	50	100010	Cash Concentration		GEN			25,000,000.00-	DISTRIBUTION FUNDING to PLP ASC. HOLDINGS LP
6	50	102233	Lucien Holdings Sarl		GEN			33,124.35-	FX INTEREST DUE
7	40	302042	Dist #42 PP Inc		GEN			62,182.00	DISTRIBUTION FUNDING 4/17/2012 to PURDUE PHARMA, I
8	40	302043	Dist #43 PLPAH Inc		GEN			61,908.00	DISTRIBUTION FUNDING 4/17/2012 to PLP ASC. HOLDING
9	50	100010	Cash Concentration		GEN			62,182.00-	DISTRIBUTION FUNDING 4/17/2012 to PURDUE PHARMA, I
10	50	100010	Cash Concentration		GEN			61,908.00-	DISTRIBUTION FUNDING 4/17/2012 to PLP ASC. HOLDING

Transfer #2b: \$62,182 transfer from Purdue Holdings L.P. to Purdue Pharma Inc.

Transfer #2c: \$61,908 transfer from Purdue Holdings L.P. to PLP Assoc Holdings Inc.

Transfer #2a: \$25,000,000 transfer from Purdue Holdings L.P. to PLP Associates Holdings L.P.

Selection 1 – Capital Contribution Received by Rhodes Technologies from Purdue Pharma L.P. through Affiliated Entities, April 2012

Doc.Type : SA (G/L account document) Normal document					
Doc. Number	100000831	Company Code	301	Fiscal Year	2012
Doc. Date	04/19/2012	Posting Date	04/17/2012	Period	04
Calculate Tax	<input type="checkbox"/>				
Doc. Currency	USD				
Doc. Hdr Text	CTW 04102012 to 04172012				

Transfer #2b: \$62,182 transfer from Purdue Holdings L.P. to Purdue Pharma Inc.

Itm	PK	Account	Account short text	Cost Ctr	Profit Ctr	Order	Tx	Amount	Text
1	40	100010	Cash Concentration		GEN			62,182.00	DISTRIBUTION FUNDING from PURDUE HOLDINGS LP
2	50	107416	Invest - PH LP		GEN			62,182.00-	DISTRIBUTION FUNDING from PURDUE HOLDINGS LP

Doc.Type : SA (G/L account document) Normal document					
Doc. Number	100000571	Company Code	402	Fiscal Year	2012
Doc. Date	04/19/2012	Posting Date	04/17/2012	Period	04
Calculate Tax	<input type="checkbox"/>				
Doc. Currency	USD				
Doc. Hdr Text	CTW 04102012 to 04172012				

Transfer #2c: \$61,908 transfer from Purdue Holdings L.P. to PLP Assoc Holdings Inc.

Itm	PK	Account	Account short text	Cost Ctr	Profit Ctr	Order	Tx	Amount	Text
1	40	100010	Cash Concentration		GEN			61,908.00	DISTRIBUTION FUNDING 4/17/2012 from PURDUE HOLDING
2	50	107416	Invest - PH LP		GEN			61,908.00-	DISTRIBUTION FUNDING 4/17/2012 from PURDUE HOLDING

Selection 1 – Capital Contribution Received by Rhodes Technologies from Purdue Pharma L.P. through Affiliated Entities, April 2012

Doc.Type : SA (G/L account document) Normal document					
Doc. Number	100000857	Company Code	401	Fiscal Year	2012
Doc. Date	04/19/2012	Posting Date	04/17/2012	Period	04
Calculate Tax	<input type="checkbox"/>				
Doc. Currency	USD				
Doc. Hdr Text	CTW 04102012 to 04172012				

Transfer #2a: \$25,000,000 transfer from Purdue Holdings L.P. to PLP Associates Holdings L.P.

Itm	PK	Account	Account short text	Cost Ctr	Profit Ctr	Order	Tx	Amount	Text
1	40	100010	Cash Concentration		GEN			25,000,000.00	DISTRIBUTION FUNDING from PURDUE HOLDINGS LP
2	40	302032	Capital #32 Dist BR		GEN			25,000,000.00	DISTRIBUTION FUNDING to BR HOLDINGS ASC. LP
3	50	107416	Invest - PH LP		GEN			25,000,000.00	DISTRIBUTION FUNDING from PURDUE HOLDINGS LP
4	50	100010	Cash Concentration		GEN			25,000,000.00	DISTRIBUTION FUNDING to BR HOLDINGS ASC. LP

Doc.Type : SA (G/L account document) Normal document					
Doc. Number	100000478	Company Code	413	Fiscal Year	2012
Doc. Date	04/19/2012	Posting Date	04/17/2012	Period	04
Calculate Tax	<input type="checkbox"/>				
Doc. Currency	USD				
Doc. Hdr Text	CTW 04102012 to 04172012				

Transfer #3: \$25,000,000 transfer from PLP Associates Holdings L.P. to BR Holdings Associates L.P.

Transfer #3: \$25,000,000 transfer from PLP Associates Holdings L.P. to BR Holdings Associates L.P.

Itm	PK	Account	Account short text	Cost Ctr	Profit Ctr	Order	Tx	Amount	Text
1	40	100010	Cash Concentration		GEN			85,500,000.00	FUNDING from PURDUE PHARMA L.P.
2	40	100010	Cash Concentration		GEN			25,000,000.00	DISTRIBUTION FUNDING from PLP ASC. HOLDINGS LP
3	40	100010	Cash Concentration		GEN			1,470,000.00	FUNDING from PURDUE PHARMA L.P.
4	40	100010	Cash Concentration		GEN			655,000.00	FUNDING from PURDUE PHARMA L.P.
5	40	100010	Cash Concentration		GEN			255,000.00	FUNDING from PURDUE PHARMA L.P.
6	50	102208	Purdue Pharma L.P.		GEN			85,500,000.00	FUNDING from PURDUE PHARMA L.P.
7	50	107401	Invest. PLP Asc.Hold		GEN			25,000,000.00	DISTRIBUTION FUNDING from PLP ASC. HOLDINGS LP
8	50	102208	Purdue Pharma L.P.		GEN			1,470,000.00	FUNDING from PURDUE PHARMA L.P.
9	50	102208	Purdue Pharma L.P.		GEN			655,000.00	FUNDING from PURDUE PHARMA L.P.
10	50	102208	Purdue Pharma L.P.		GEN			255,000.00	FUNDING from PURDUE PHARMA L.P.

Source: SAP General Ledger detail

Selection 1 – Capital Contribution Received by Rhodes Technologies from Purdue Pharma L.P. through Affiliated Entities, April 2012

Doc.Type : KR (Vendor invoice) Normal document					
Doc. Number	1900000088	Company Code	413	Fiscal Year	2012
Doc. Date	04/16/2012	Posting Date	04/18/2012	Period	04
Calculate Tax	<input checked="" type="checkbox"/>				
Ref.Doc.	41612				
Doc. Currency	USD				

Transfer #4a: \$12,500,000 transfer from BR Holdings Associates L.P. to Beacon Company.

Itm	PK	Account	Account short text	Cost Ctr	Profit Ctr	Order	Tx	Amount	Text
1	31	1029154	BEACON CO		GEN		U1	12,500,000.00-	
2	40	302026	Capital #26 Distrib.		GEN			12,500,000.00	

Doc.Type : KR (Vendor invoice) Normal document					
Doc. Number	1900000089	Company Code	413	Fiscal Year	2012
Doc. Date	04/16/2012	Posting Date	04/18/2012	Period	04
Calculate Tax	<input checked="" type="checkbox"/>				
Ref.Doc.	41612				
Doc. Currency	USD				

Transfer #4b: \$12,500,000 transfer from BR Holdings Associates L.P. to Rosebay Medical Company L.P.

Itm	PK	Account	Account short text	Cost Ctr	Profit Ctr	Order	Tx	Amount	Text
1	31	1016497	ROSEBAY MEDICAL COMP		GEN		U1	12,500,000.00-	
2	40	302027	Capital #27 Distrib.		GEN			12,500,000.00	

Selection 1 – Capital Contribution Received by Rhodes Technologies from Purdue Pharma L.P. through Affiliated Entities, April 2012

Doc.Type : SA (G/L account document) Normal document					
Doc. Number	100000240	Company Code	230	Fiscal Year	2012
Doc. Date	04/25/2012	Posting Date	04/22/2012	Period	04
Calculate Tax	<input type="checkbox"/>				
Doc. Currency	USD				
Doc. Hdr Text	CTW 04182012 to 04222012				

Transfer #5a: \$12,500,000 transfer from Beacon Company to Coventry Technologies L.P.

Itm	PK	Account	Account short text	Cost Ctr	Profit Ctr	Order	Tx	Amount	Text
1	40	102227	Rhodes Technologies		GEN			25,000,000.00	FUNDING to RHODES TECHNOLOGIES
2	50	100010	Cash Concentration		GEN			25,000,000.00-	FUNDING to RHODES TECHNOLOGIES
3	40	100010	Cash Concentration		GEN			12,500,000.00	4/28/2012 ROSEBAY MEDICAL COMPANY
4	40	100010	Cash Concentration					12,500,000.00	4/18/2012 BEACON COMPANY
5	50	301027	Capital #27Contrib.					12,500,000.00-	4/28/2012 ROSEBAY MEDICAL COMPANY
6	50	301026	Capital #26Contrib.					12,500,000.00-	4/18/2012 BEACON COMPANY

Transfer #6: \$25,000,000 transfer from Coventry Technologies L.P. to Rhodes Technologies.

Transfer #5b: \$12,500,000 transfer from Rosebay Medical Company L.P. to Coventry Technologies L.P.

Doc.Type : SA (G/L account document) Normal document					
Doc. Number	100032222	Company Code	227	Fiscal Year	2012
Doc. Date	04/25/2012	Posting Date	04/22/2012	Period	04
Calculate Tax	<input type="checkbox"/>				
Doc. Currency	USD				
Doc. Hdr Text	CTW 04182012 to 04222012				

Itm	PK	Account	Account short text	Cost Ctr	Profit Ctr	Order	Tx	Amount	Text
1	40	100450	BOA Money Market		GEN			25,000,000.00	MIC / BofA MONEY MARKET
2	40	100010	Cash Concentration		GEN			25,000,000.00	FUNDING from COVENTRY TECHNOLOGIES, LP
3	40	100040	Chase Control ZBA		GEN			65,377.20	CONTROL DISBURSEMENT ACCOUNT FUNDING
4	40	100040	Chase Control ZBA		GEN			7,515.95	CONTROL DISBURSEMENT ACCOUNT FUNDING
5	40	100040	Chase Control ZBA		GEN			1,012.07	CONTROL DISBURSEMENT ACCOUNT FUNDING
6	50	100010	Cash Concentration		GEN			25,000,000.00-	MIC / BofA MONEY MARKET
7	50	102230	Coventry Tech. LLC		GEN			25,000,000.00-	FUNDING from COVENTRY TECHNOLOGIES, LP

Source: SAP General Ledger detail

Selection 1 – Capital Contribution Received by Rhodes Technologies from Purdue Pharma L.P. through Affiliated Entities, April 2012

Transfer #1: Authorization for \$25,124,190¹ transfer from Purdue Pharma L.P. to Purdue Holdings L.P.

Transfer #3: Authorization for \$25,000,000 transfer from PLP Associates Holdings L.P. to BR Holdings Associates L.P.

Transfers #2a, #2b, and #2c: Authorization for \$25,000,000 transfer from Purdue Holdings L.P. to PLP Associates Holdings L.P.; \$62,182 transfer from Purdue Holdings L.P. to Purdue Pharma Inc.; and \$61,908 transfer from Purdue Holdings L.P. to PLP Assoc Holdings Inc. totaling \$25,124,090.

Transfers #4a and #4b: Authorization for \$12,500,000 transfers from BR Holdings Associates L.P. to Beacon Company and Rosebay Medical Company L.P., totaling \$25,000,000.

million distribution for Rhodes Technologies. As you will see the \$25 million is to be covered by a distribution by Purdue Pharma L.P. 50/50 to Beacon Company and Rosebay Medical Company L.P. in the net amount of \$25 million (\$12.5 million each).

In accordance with the foregoing, please arrange for a distribution from Purdue Pharma L.P. in the gross amount of \$25,124,190 in the amounts indicated as follows:

Purdue Pharma L.P. Distribution	\$25,124,190
Purdue Holdings L.P. Distribution	\$25,124,190
Purdue Pharma Inc.	\$62,182
PLP Associates Holdings Inc.	\$61,908
PLP Associates Holdings L.P.	\$25,000,000
	\$25,124,190

To BR Holdings and then Partners	\$25,000,000
Beacon (50%)	\$12,500,000
Rosebay (50%)	\$12,500,000

→ *Edward B. Mahony*
OK to Pay

Please let me know the value date once the transfer has been initiated.

Thanks,
Tony

Anthony M. Roncalli
Chadbourne & Parke LLP
30 Rockefeller Plaza, New York, NY 10112
tel 212-406-5281 | eFax 646-710-5281
aroncalli@chadbourne.com | private fax 212-406-5587

¹ A \$100 discrepancy exists between the authorized distribution amount of \$25,124,190 and the distribution that was recorded in SAP of \$25,124,090.
Source: Email from Chadbourne & Parke LLP to Purdue containing wire instructions, dated 4/22/2012

Selection 1 – Capital Contribution Received by Rhodes Technologies from Purdue Pharma L.P. through Affiliated Entities, April 2012

Transfer #3: \$25,000,000 transfer from PLP Associates Holdings L.P. to BR Holdings Associates L.P.

BR HOLDINGS ASSOCIATES L.P.

Written Consent of General Partner

The undersigned, BR Holdings Associates Inc. (the "General Partner"), a New York corporation and the General Partner of BR Holdings Associates L.P., a Delaware limited partnership (the "Partnership"), hereby consents to the taking of the following action and directs that this consent be filed with the records of proceedings of the Partnership:

WHEREAS, the Partnership is to receive a distribution from PLP Associates Holdings L.P. ("PLP Associates") in the amount of \$25,000,000 (the "Distribution").

NOW, THEREFORE, be it

RESOLVED, that upon receipt of the Distribution from PLP Associates, the Partnership be and it hereby is authorized to distribute \$12,500,000 to Beacon Company and \$12,500,000 to Rosebay Medical Company L.P.

Date: April 9, 2012

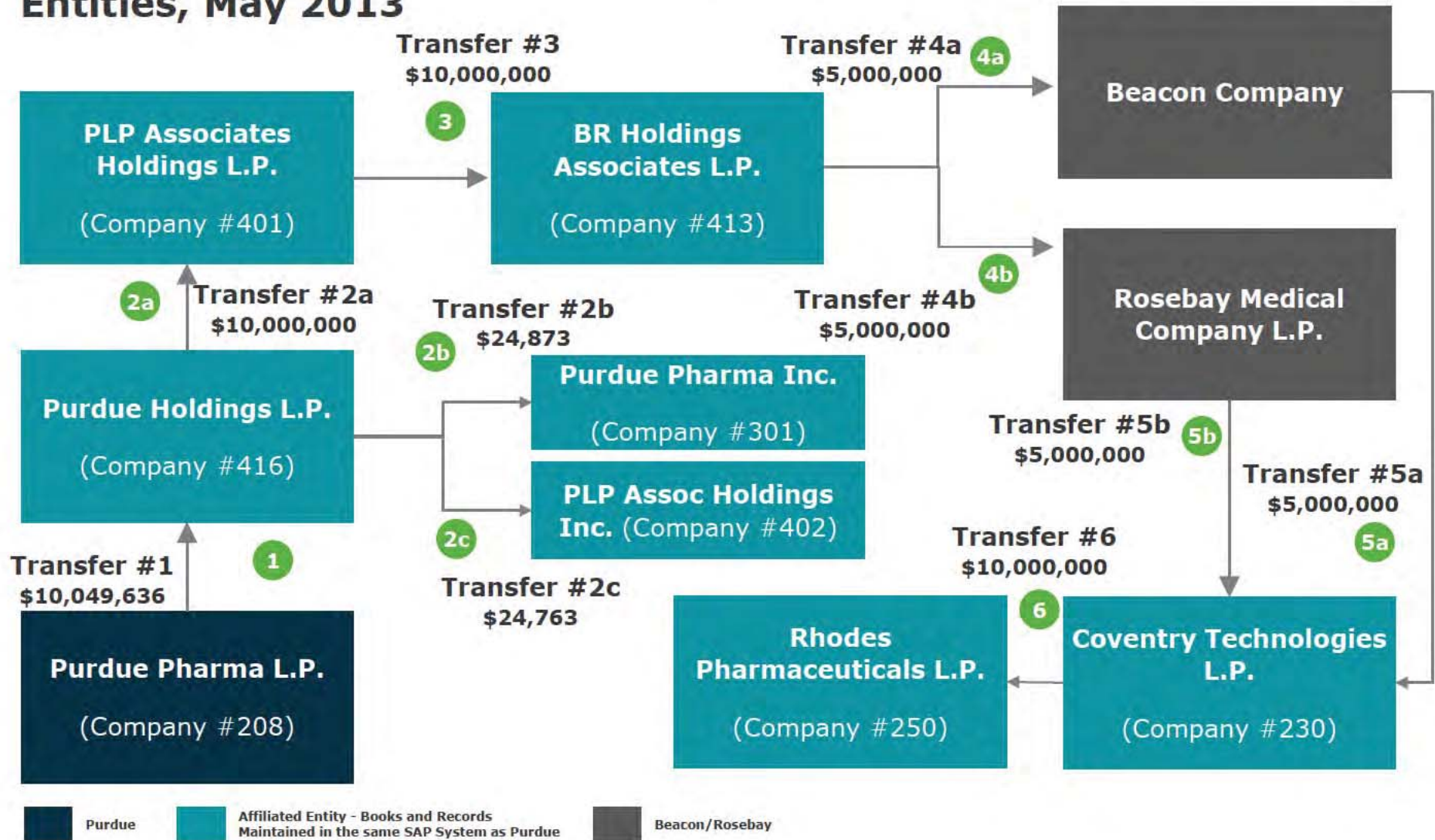
BR HOLDINGS ASSOCIATES L.P.
by its general partner,
BR Holdings Associates Inc.
By: [Redacted]
Stuart D. Baker
Vice President

Transfers #4a and #4b: \$12,500,000 transfers from BR Holdings Associates L.P. to Beacon Company and Rosebay Medical Company L.P., totaling \$25,000,000.

AlixPartners

Selection 2 Rhodes Capital Contribution (2013)

Selection 2 – Capital Contribution Received by Rhodes Pharmaceuticals L.P. from Purdue Pharma L.P. through Affiliated Entities, May 2013



Selection 2 – Capital Contribution Received by Rhodes Pharmaceuticals L.P. from Purdue Pharma L.P. through Affiliated Entities, May 2013

Doc.Type : SA (G/L account document) Normal document					
Doc. Number	100122322	Company Code	208	Fiscal Year	2013
Doc. Date	06/03/2013	Posting Date	05/31/2013	Period	05
Calculate Tax	<input type="checkbox"/>				
Doc. Currency	USD				
Doc. Hdr Text	CTW 05272013 to 05312013				

Itm	PK	Account	Account short text	Cost Ctr	Profit Ctr	Order	Tx	Amount	Text
129	50	100010	Cash Concentration		GEN			13,290,000.00-	MIC / BofA MONEY MARKET
130	50	100110	Lockbox Clearing		GEN			11,858,598.83-	AMERISOURCE
131	50	100010	Cash Concentration		GEN			10,049,636.00-	FUNDING to PURDUE HOLDINGS LP

Doc.Type : SA (G/L account document) Normal document					
Doc. Number	100122322	Company Code	208	Fiscal Year	2013
Doc. Date	06/03/2013	Posting Date	05/31/2013	Period	05
Calculate Tax	<input type="checkbox"/>				
Doc. Currency	USD				
Doc. Hdr Text	CTW 05272013 to 05312013				

Transfer #1: \$10,049,636 transfer from Purdue Pharma L.P. to Purdue Holdings L.P.

Itm	PK	Account	Account short text	Cost Ctr	Profit Ctr	Order	Tx	Amount	Text
1	40	100450	BOA Money Market		GEN			37,900,000.00	MIC / BofA MONEY MARKET
2	40	100010	Cash Concentration		GEN			30,000,000.00	REDEMPTION of U.S. T-BILLS
3	40	100010	Cash Concentration		GEN			18,901,827.36	MCKESSON
4	40	100010	Cash Concentration		GEN			15,913,999.76	CARDINAL HEALTH
5	40	100450	BOA Money Market		GEN			13,290,000.00	MIC / BofA MONEY MARKET
6	40	100010	Cash Concentration		GEN			11,858,598.83	AMERISOURCE
7	40	102416	Purdue Holdings LP		GEN			10,049,636.00	FUNDING to PURDUE HOLDINGS LP

Selection 2 – Capital Contribution Received by Rhodes Pharmaceuticals L.P. from Purdue Pharma L.P. through Affiliated Entities, May 2013

Doc.Type : SA (G/L account document) Normal document					
Doc. Number	100000321	Company Code	416	Fiscal Year	2013
Doc. Date	06/03/2013	Posting Date	05/31/2013	Period	05
Calculate Tax	<input type="checkbox"/>				
Doc. Currency	USD				
Doc. Hdr Text	CTW 05272013 to 05312013				

Itm	PK	Account	Account short text	Cost Ctr	Profit Ctr	Order	Tx	Amount	Text
1	40	100010	Cash Concentration		GEN			10,049,636.00	DISTRIBUTION FUNDING from PURDUE PHARMA L.P.
2	40	102401	PLP Assoc Holdings		GEN			10,000,000.00	FUNDING to PLP ASC. HOLDINGS LP
3	40	100010	Cash Concentration		GEN			1,500,000.00	DISTRIBUTION FUNDING from PURDUE PHARMA L.P.
4	40	102301	Purdue Pharma Inc.		GEN			24,873.00	FUNDING to PURDUE PHARMA, INC.
5	40	102402	PLP Assoc Holdings		GEN			24,763.00	FUNDING to PLP
6	50	102208	Purdue Pharma L.P.		GEN			10,049,636.00	DISTRIBUTION F transfer from Purdue Pharma L.P.
7	50	100010	Cash Concentration		GEN			10,000,000.00	FUNDING to PLP to Purdue Holdings L.P.
8	50	102208	Purdue Pharma L.P.		GEN			1,500,000.00	DISTRIBUTION FUNDING from PURDUE PHARMA L.P.
9	50	100010	Cash Concentration		GEN			24,873.00	FUNDING to PURDUE PHARMA, INC.
10	50	100010	Cash Concentration		GEN			24,763.00	FUNDING to PLP ASC. HOLDINGS, INC.

Transfer #2b: \$24,873 transfer from Purdue Holdings L.P. to Purdue Pharma Inc.

Transfer #2c: \$24,763 transfer from Purdue Holdings L.P. to PLP Assoc Holdings Inc.

Transfer #2a: \$10,000,000 transfer from Purdue Holdings L.P. to PLP Associates Holdings L.P.

Transfer #1: \$10,049,636 transfer from Purdue Pharma L.P. to Purdue Holdings L.P.

Selection 2 – Capital Contribution Received by Rhodes Pharmaceuticals L.P. from Purdue Pharma L.P. through Affiliated Entities, May 2013

Doc.Type : SA (G/L account document) Normal document					
Doc. Number	100000979	Company Code	301	Fiscal Year	2013
Doc. Date	06/03/2013	Posting Date	05/31/2013	Period	05
Calculate Tax	<input type="checkbox"/>				
Doc. Currency	USD				
Doc. Hdr Text	CTW 05272013 to 05312013				

Transfer #2b: \$24,873 transfer from Purdue Holdings L.P. to Purdue Pharma Inc.

Itm	PK	Account	Account short text	Cost Ctr	Profit Ctr	Order	Ix	Amount	Text
1	40	100010	Cash Concentration		GEN			24,873.00	FUNDING from PURDUE HOLDINGS LP
2	40	100010	Cash Concentration		GEN			2,083.33	FUNDING from COVENTRY TECHNOLOGIES, LP (11c)
3	50	102416	Purdue Holdings LP		GEN			24,873.00-	FUNDING from PURDUE HOLDINGS LP
4	50	102230	Coventry Tech. LLC		GEN			2,083.33-	FUNDING from COVENTRY TECHNOLOGIES, LP (11c)

Doc.Type : SA (G/L account document) Normal document					
Doc. Number	100000687	Company Code	402	Fiscal Year	2013
Doc. Date	06/03/2013	Posting Date	05/31/2013	Period	05
Calculate Tax	<input type="checkbox"/>				
Doc. Currency	USD				
Doc. Hdr Text	CTW 05272013 to 05312013				

Transfer #2c: \$24,763 transfer from Purdue Holdings L.P. to PLP Assoc Holdings Inc.

Itm	PK	Account	Account short text	Cost Ctr	Profit Ctr	Order	Ix	Amount	Text
1	40	100010	Cash Concentration		GEN			24,763.00	FUNDING from PURDUE HOLDINGS LP
2	50	102416	Purdue Holdings LP		GEN			24,763.00-	FUNDING from PURDUE HOLDINGS LP

Selection 2 – Capital Contribution Received by Rhodes Pharmaceuticals L.P. from Purdue Pharma L.P. through Affiliated Entities, May 2013

Doc.Type : SA (G/L account document) Normal document					
Doc. Number	100000921	Company Code	401	Fiscal Year	2013
Doc. Date	06/03/2013	Posting Date	05/31/2013	Period	05
Calculate Tax	<input type="checkbox"/>				
Doc. Currency	USD				
Doc. Hdr Text	CTW 05272013 to 05312013				

Transfer #2a: \$10,000,000 transfer from Purdue Holdings L.P. to PLP Associates Holdings L.P.

Itm	PK	Account	Account short text	Cost Ctr	Profit Ctr	Order	Tx	Amount	Text
1	40	100010	Cash Concentration		GEN			10,000,000.00	FUNDING from PURDUE HOLDINGS LP
2	40	102413	BR Holdings Assoc LP		GEN			10,000,000.00	FUNDING to BR HOLDINGS ASC. LP
3	50	102416	Purdue Holdings LP		GEN			10,000,000.00	FUNDING from PURDUE HOLDINGS LP
4	50	100010	Cash Concentration		GEN			10,000,000.00-	FUNDING to BR HOLDINGS ASC. LP

Transfer #3: \$10,000,000 transfer from PLP Associates Holdings L.P. to BR Holdings Associates L.P.

Doc.Type : SA (G/L account document) Normal document					
Doc. Number	100000583	Company Code	413	Fiscal Year	2013
Doc. Date	06/03/2013	Posting Date	05/31/2013	Period	05
Calculate Tax	<input type="checkbox"/>				
Doc. Currency	USD				
Doc. Hdr Text	CTW 05272013 to 05312013				

Transfer #3: \$10,000,000 transfer from PLP Associates Holdings L.P. to BR Holdings Associates L.P.

Itm	PK	Account	Account short text	Cost Ctr	Profit Ctr	Order	Tx	Amount	Text
1	40	100010	Cash Concentration		GEN			10,000,000.00	FUNDING from PLP ASC. HOLDINGS LP
2	50	102401	PLP Assoc Holdings		GEN			10,000,000.00-	FUNDING from PLP ASC. HOLDINGS LP

Selection 2 – Capital Contribution Received by Rhodes Pharmaceuticals L.P. from Purdue Pharma L.P. through Affiliated Entities, May 2013

Doc.Type : KR (Vendor invoice) Normal document					
Doc. Number	1900000170	Company Code	413	Fiscal Year	2013
Doc. Date	05/22/2013	Posting Date	05/29/2013	Period	05
Calculate Tax	<input checked="" type="checkbox"/>				
Ref.Doc.	52213				
Doc. Currency	USD				

Itm	PK	Account	Account short text	Cost Ctr	Profit Ctr	Order	Tx	Amount	Text
1	31	1029154	BEACON CO		GEN		U1	5,000,000.00-	
2	40	302026	Capital #26 Distrib.		GEN			5,000,000.00	

Transfer #4a: \$5,000,000 transfer from BR Holdings Associates L.P. to Beacon Company.

Doc.Type : KR (Vendor invoice) Normal document					
Doc. Number	1900000171	Company Code	413	Fiscal Year	2013
Doc. Date	05/22/2013	Posting Date	05/29/2013	Period	05
Calculate Tax	<input checked="" type="checkbox"/>				
Ref.Doc.	52213				
Doc. Currency	USD				

Itm	PK	Account	Account short text	Cost Ctr	Profit Ctr	Order	Tx	Amount	Text
1	31	1016497	ROSEBAY MEDICAL COMP		GEN		U1	5,000,000.00-	
2	40	302027	Capital #27 Distrib.		GEN			5,000,000.00	

Transfer #4b: \$5,000,000 transfer from BR Holdings Associates L.P. to Rosebay Medical Company L.P.

Selection 2 – Capital Contribution Received by Rhodes Pharmaceuticals L.P. from Purdue Pharma L.P. through Affiliated Entities, May 2013

Doc.Type : SA (G/L account document) Normal document					
Doc. Number	100000300	Company Code	230	Fiscal Year	2013
Doc. Date	06/03/2013	Posting Date	05/31/2013	Period	05
Calculate Tax	<input type="checkbox"/>				
Doc. Currency	USD				
Doc. Hdr Text	CTW 05272013 to 05312013				

Transfer #5a: \$5,000,000 from Beacon Company to Coventry Technologies L.P.

Itm	PK	Account	Account short text	Cost Ctr	Profit Ctr	Order	Ix	Amount	Text
1	40	102250	Rhodes Pharm LP		GEN			10,000,000.00	FUNDING to RHODES PHARMCEUTICALS LP
2	40	102301	Purdue Pharma Inc.		GEN			2,083.33	FUNDING to PURDUE PHARMA, INC.
3	40	102208	Purdue Pharma L.P.		GEN			255.88	FUNDING to PURDUE PHARMA L.P.
4	50	100010	Cash Concentration					10,000,000.00-	FUNDING to RHODES PHARMCEUTICALS LP
5	50	100010	Cash Concentration					2,083.33-	FUNDING to PURDUE PHARMA, INC.
6	50	100010	Cash Concentration					255.88-	FUNDING to PURDUE PHARMA L.P.
7	40	100010	Cash Concentration					5,000,000.00	5/29/2013 BEACON
8	40	100010	Cash Concentration					5,000,000.00	5/29/2013 ROSEBAY
9	50	700030	Misc. Income	9000230	GEN			5,000,000.00-	5/29/2013 BEACON
10	50	700030	Misc. Income	9000230	GEN			5,000,000.00-	5/29/2013 ROSEBAY

Transfer #6: \$10,000,000 transfer from Coventry Technologies L.P. to Rhodes Pharmaceuticals L.P.

Transfer #5b: \$5,000,000 from Rosebay Medical Company L.P. to Coventry Technologies L.P.

Selection 2 – Capital Contribution Received by Rhodes Pharmaceuticals L.P. from Purdue Pharma L.P. through Affiliated Entities, May 2013

Doc.Type : SA (G/L account document) Normal document					
Doc. Number	100007858	Company Code	250	Fiscal Year	2013
Doc. Date	06/03/2013	Posting Date	05/31/2013	Period	05
Calculate Tax	<input type="checkbox"/>				
Doc. Currency	USD				
Doc. Hdr Text	CTW 05272013 to 05312013				

Itm	PK	Account	Account short text	Cost Ctr	Profit Ctr	Order	Tx	Amount	Text
1	40	100010	Cash Concentration		GEN			10,000,000.00	FUNDING to PURDUE PHARMA LP

Doc.Type : SA (G/L account document) Normal document					
Doc. Number	100007858	Company Code	250	Fiscal Year	2013
Doc. Date	06/03/2013	Posting Date	05/31/2013	Period	05
Calculate Tax	<input type="checkbox"/>				
Doc. Currency	USD				
Doc. Hdr Text	CTW 05272013 to 05312013				

Transfer #6: \$10,000,000 transfer from Coventry Technologies L.P. to Rhodes Pharmaceuticals L.P.

Itm	PK	Account	Account short text	Cost Ctr	Profit Ctr	Order	Tx	Amount	Text
21	50	102230	Coventry Tech. LLC		GEN			10,000,000.00-	FUNDING to PURDUE PHARMA LP

Selection 2 – Capital Contribution Received by Rhodes Pharmaceuticals L.P. from Purdue Pharma L.P. through Affiliated Entities, May 2013

Liceaga, Juan

From: [REDACTED]
Sent: Wednesday, May 22, 2013 2:44 PM
To: [REDACTED]
Subject: FW: Rhodes Pharmaceuticals L.P. - \$10 Million Funding
Attachments: Written Consent of General Partner of Purdue Pharma L.P.pdf; Written Consent of General Partner of PHLP.pdf; Written Consent of General Partner of PLP Associates Holdings L.P.pdf; Written Consent of General Partner of BR Holdings.pdf; Written Consent of General Partner of Coventry Technologies L.P.pdf

From: [REDACTED]
Sent: Wednesday, May 22, 2013 2:43 PM
To: [REDACTED]
Cc: [REDACTED]; Lowne, Jon; [REDACTED]
Subject: FW: Rhodes Pharmaceuticals L.P. - \$10 Million Funding

Please clear with Accounting and process.

Thank you!

[REDACTED] Finance
Purdue Pharma L.P.

T [REDACTED] M [REDACTED] E [REDACTED]

From: Roncalli, Anthony [mailto:ARoncalli@chadbourne.com]
Sent: Wednesday, May 22, 2013 2:05 PM
To: [REDACTED]
Cc: Baker, Stuart D.; Mahony, Edward; Lowne, Jon; [REDACTED]
Subject: Rhodes Pharmaceuticals L.P. - \$10 Million Funding

Wednesday, May 22, 2013

Dear [REDACTED]

As previously discussed attached are the following signed consents in connection with the anticipated funding of \$10 million ultimately to Rhodes Pharmaceuticals L.P.:

1. Written Consent of General Partner of Purdue Pharma L.P. ("PPLP") authorizing PPLP to distribute \$10,049,636 to Purdue Holdings L.P. ("PHLP");

Transfer #1: Authorization for \$10,049,636 transfer from Purdue Pharma L.P. to Purdue Holdings L.P.

Selection 2 – Capital Contribution Received by Rhodes Pharmaceuticals L.P. from Purdue Pharma L.P. through Affiliated Entities, May 2013

Transfer #3: Authorization for \$10,000,000 transfer from PLP Associates Holdings L.P. to BR Holdings Associates L.P.

2. Written Consent of General Partner of PHLP authorizing PHLP to transfer \$24,873 to Purdue Pharma Inc., \$24,763 to PLP Associates Holdings Inc. and \$10 million to PLP Associates Holdings L.P.;

3. Written Consent of General Partner of PLP Associates Holdings L.P. authorizing PLP Associates Holdings L.P. to transfer \$10 million to BR Holdings Associates L.P. ("BR Holdings");

4. Written Consent of General Partner of BR Holdings authorizing BR Holdings to transfer \$5 million to Beacon Company and \$5 million to Rosebay Medical Company L.P.;

5. Written Consent of General Partner of Coventry Technologies L.P. ("Coventry") authorizing Coventry upon receipt of \$5 million from Beacon Company and \$5 million from Rosebay Medical Company L.P. to transfer the \$10 million to Rhodes Pharmaceuticals L.P.

Transfers #2a, #2b, and #2c: Authorization for \$10,000,000 transfer from Purdue Holdings L.P. to PLP Associates Holdings L.P.; \$24,873 transfer from Purdue Holdings L.P. to Purdue Pharma Inc.; and \$24,763 transfer from Purdue Holdings L.P. to PLP Assoc Holdings Inc. totaling \$10,049,636.

Transfer #6: Authorization for \$10,000,000 transfer from Coventry Technologies L.P. to Rhodes Pharmaceuticals L.P. upon receipt of \$5,000,000 transfers from Beacon Company and Rosebay Medical Company L.P., totaling \$10,000,000

Please send me the wire transfer instructions to the account of Coventry, and I will make arrangements with each of Beacon Company and Rosebay Medical Company L.P. to transfer the funds to Coventry upon their receipt from BR Holdings. Please also let me know the expected value date so I can give each of Beacon Company and Rosebay Medical Company L.P. a heads up as to when they will be expected to receive and transfer the funds to Coventry.

Thanks,

Tony

Anthony M. Roncalli
Chadbourne & Parke LLP
30 Rockefeller Plaza, New York, NY 10112
tel 212-408-5281 | **efax** 646-710-5281
aroncalli@chadbourne.com | **private fax** 212-408-5587

Transfers #4a and #4b Authorization for \$5,000,000 transfers from BR Holdings Associates L.P. to Beacon Company and Rosebay Medical Company L.P., totaling \$10,000,000

This e-mail, and any attachments thereto, is intended only for use by the address(es) named herein and may contain legally privileged and/or confidential information. If you are not the intended recipient of this e-mail, you are hereby notified that any dissemination, distribution or copying of this e-mail, and any attachments thereto, is strictly prohibited. If you have received this e-mail in error, please notify me by replying to this message and permanently delete the original and any copy of this e-mail and any printout thereof.

For additional information about Chadbourne & Parke LLP and Chadbourne & Parke (London) LLP, including a list of attorneys, please see our website at <http://www.chadbourne.com>

Selection 2 – Capital Contribution Received by Rhodes Pharmaceuticals L.P. from Purdue Pharma L.P. through Affiliated Entities, May 2013

BR HOLDINGS ASSOCIATES L.P.

Written Consent of General Partner

The undersigned, BR Holdings Associates Inc. (the "General Partner"), a New York corporation and the General Partner of BR Holdings Associates L.P., a Delaware limited partnership (the "Partnership"), hereby consents to the taking of the following actions and directs that this consent be filed with the records of proceedings of the Partnership:

Transfer #3: \$10,000,000 transfer from PLP Associates Holdings L.P. to BR Holdings Associates L.P.

WHEREAS, the Partnership is to receive a distribution from PLP Associates Holdings L.P., a Delaware limited partnership ("PLP Associates"), in the amount of \$10,000,000 (the "Distribution").

NOW, THEREFORE, be it

RESOLVED, that upon receipt of the Distribution from PLP Associates, the Partnership be and it hereby is authorized to distribute \$5,000,000 to Beacon Company and \$5,000,000 to Rosebay Medical Company L.P.

OK To Pay
Edward G. Mahony

Transfers #4a and #4b: \$5,000,000 transfers from BR Holdings Associates L.P. to Beacon Company and Rosebay Medical Company L.P., totaling \$10,000,000

RESOLVED, that the proper officers of the General Partner be and each of them hereby is authorized and directed to make, execute and deliver, or cause to be made, executed and delivered on behalf of itself and the Partnership all such agreements, documents, instruments and other papers as they may deem necessary or appropriate to carry out the purposes and intent of the foregoing resolution.

Date: May 22, 2013

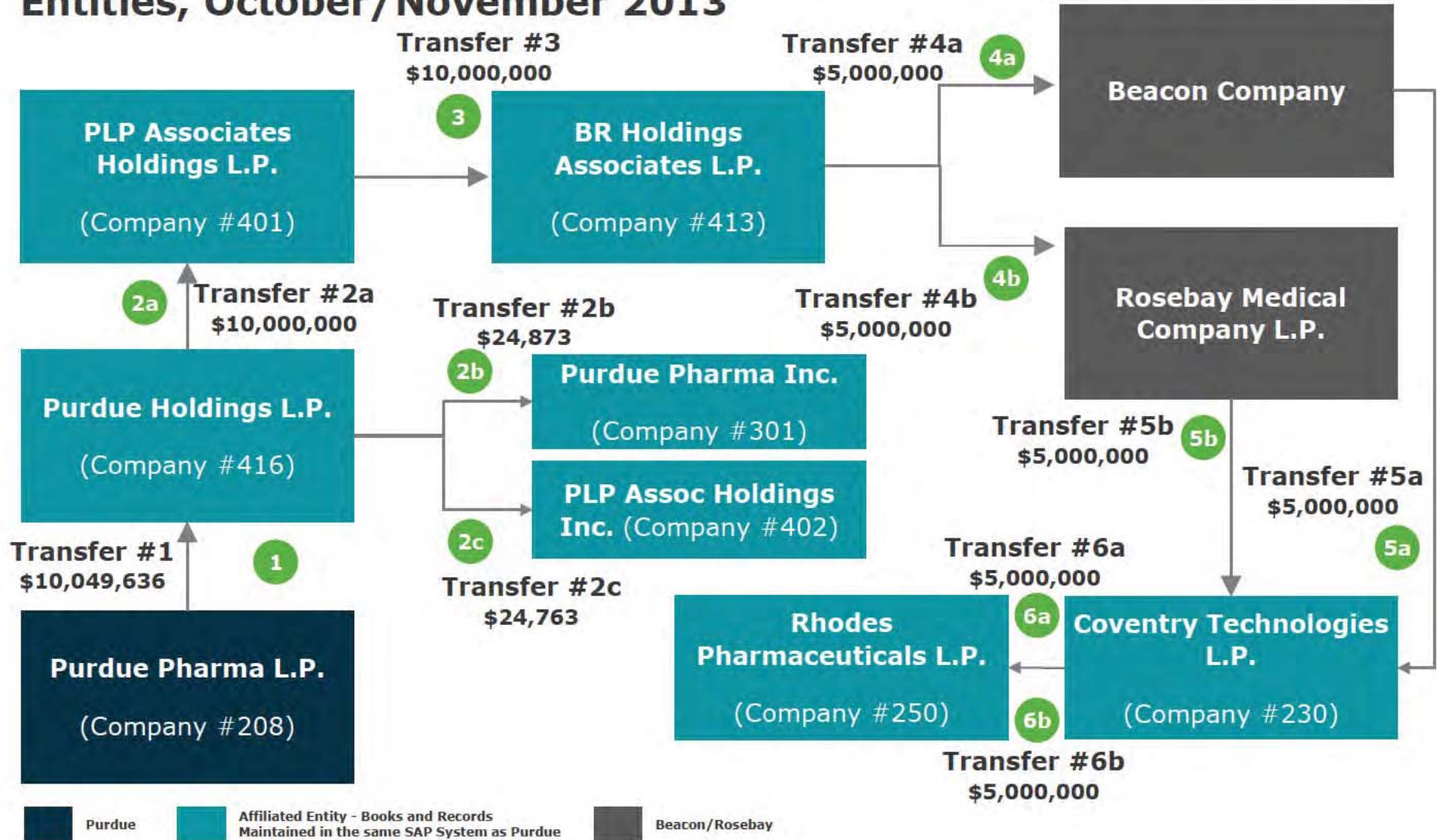
BR HOLDINGS ASSOCIATES L.P.
by its general partner,
BR Holdings Associates Inc.

By [Redacted]
Stuart D. Baker
Vice President

AlixPartners

Selection 3 Rhodes Capital Contribution (2013)

Selection 3 – Capital Contribution Received by Rhodes Pharmaceuticals L.P. from Purdue Pharma L.P. through Affiliated Entities, October/November 2013



Selection 3 – Capital Contribution Received by Rhodes Pharmaceuticals L.P. from Purdue Pharma L.P. through Affiliated Entities, October/November 2013

Doc.Type : SA (G/L account document) Normal document					
Doc. Number	100129346	Company Code	208	Fiscal Year	2013
Doc. Date	10/25/2013	Posting Date	10/23/2013	Period	10
Calculate Tax	<input type="checkbox"/>				
Doc. Currency	USD				
Doc. Hdr Text	CTW 10162013 to 10232013				

Itm	PK	Account	Account short text	Cost Ctr	Profit Ctr	Order	Tx	Amount	Text
179	50	100110	Lockbox Clearing		GEN			18,622,831.65-	MCKESSON
180	50	100110	Lockbox Clearing		GEN			14,578,759.19-	AMERISOURCE
181	50	100110	Lockbox Clearing		GEN			14,502,799.96-	CARDINAL HEALTH
182	50	100010	Cash Concentration		GEN			10,049,636.00-	FUNDING to PURDUE HOLDINGS LP

Doc.Type : SA (G/L account document) Normal document					
Doc. Number	100129346	Company Code	208	Fiscal Year	2013
Doc. Date	10/25/2013	Posting Date	10/23/2013	Period	10
Calculate Tax	<input type="checkbox"/>				
Doc. Currency	USD				
Doc. Hdr Text	CTW 10162013 to 10232013				

Transfer #1: \$10,049,636 transfer from Purdue Pharma L.P. to Purdue Holdings L.P.

Itm	PK	Account	Account short text	Cost Ctr	Profit Ctr	Order	Tx	Amount	Text
1	40	102416	Purdue Holdings LP		GEN			131,147,751.00	FUNDING to PURDUE HOLDINGS LP
2	40	100450	BOA Money Market		GEN			100,000,000.00	MIC / BofA MONEY MARKET
3	40	102416	Purdue Holdings LP		GEN			41,500,000.00	FUNDING to PURDUE HOLDINGS LP
4	40	100450	BOA Money Market		GEN			36,000,000.00	MIC / BofA MONEY MARKET
5	40	100010	Cash Concentration		GEN			30,000,000.00	REDEMPTION of U.S. T-BILLS
6	40	100430	Money Mkt Goldman		GEN			25,000,000.00	GOLDMAN SACHS - MONEY MARKET
7	40	100450	BOA Money Market		GEN			20,500,000.00	MIC / BofA MONEY MARKET
8	40	100010	Cash Concentration		GEN			18,622,831.65	MCKESSON
9	40	100010	Cash Concentration		GEN			14,578,759.19	AMERISOURCE
10	40	100010	Cash Concentration		GEN			14,502,799.96	CARDINAL HEALTH
11	40	102416	Purdue Holdings LP		GEN			10,049,636.00	FUNDING to PURDUE HOLDINGS LP

Source: SAP General Ledger detail

Selection 3 – Capital Contribution Received by Rhodes Pharmaceuticals L.P. from Purdue Pharma L.P. through Affiliated Entities, October/November 2013

Doc.Type : SA (G/L account document) Normal document					
Doc. Number	100000366	Company Code	416	Fiscal Year	2013
Doc. Date	25.10.2013	Posting Date	23.10.2013	Period	10
Calculate Tax	<input type="checkbox"/>				
Doc. Currency	USD				
Doc. Hdr Text	CTW 10162013 to 10232013				

Transfer #1: \$10,049,636 transfer from Purdue Pharma L.P. to Purdue Holdings L.P.

Itm	PK	Account	Account short text	Tx	Amount	Text
1	40	100010	Cash Concentration		131.147.751,00	FUNDING from PURDUE PHARMA L.P.
2	40	100010	Cash Concentration	GEN	41.500.000,00	FUNDING from PURDUE PHARMA L.P.
3	40	102413	BR Holdings Assoc LP	GEN	41.500.000,00	FUNDING to BR HOLDINGS ASC. LP
4	40	100010	Cash Concentration	GEN	10.049.636,00	FUNDING from PURDUE PHARMA L.P.
5	50	102208	Purdue Pharma L.P.	GEN	131.147.751,00-	FUNDING from PURDUE PHARMA L.P.
6	50	102208	Purdue Pharma L.P.	GEN	41.500.000,00-	FUNDING from PURDUE PHARMA L.P.
7	50	100010	Cash Concentration	GEN	41.500.000,00-	FUNDING to BR HOLDINGS ASC. LP
8	50	102208	Purdue Pharma L.P.	GEN	10.049.636,00-	FUNDING from PURDUE PHARMA L.P.
9	40	302044	Dist #44 PLPAH LP	GEN	130.500.000,00	DISTRIBUTION to PLP ASC. HOLDINGS LP 10/17
10	40	302044	Dist #44 PLPAH LP	GEN	10.000.000,00	DISTRIBUTION to PLP ASCS HOLDINGS LP 10/16
11	40	302042	Dist #42 PP Inc	GEN	324.591,00	DISTRIBUTION to PURDUE PHARMA, INC. 10/17
12	40	302043	Dist #43 PLPAH Inc	GEN	323.160,00	DISTRIBUTION to PLP ASC HOLDINGS, INC.
13	40	302042	Dist #42 PP Inc	GEN	24.873,00	DISTRIBUTION to PURDUE PHARMA, INC. 10/16
14	40	302043	Dist #43 PLPAH Inc	GEN	24.763,00	DISTRIBUTION to PLP ASC. HOLDINGS, INC. 10/16
15	50	100010	Cash Concentration	GEN	130.500.000,00-	DISTRIBUTION to PLP ASC. HOLDINGS LP 10/17
16	50	100010	Cash Concentration	GEN	10.000.000,00-	DISTRIBUTION to PLP ASCS HOLDINGS LP 10/16
17	50	100010	Cash Concentration	GEN	324.591,00-	DISTRIBUTION to PURDUE PHARMA, INC. 10/17
18	50	100010	Cash Concentration	GEN	323.160,00-	DISTRIBUTION to PLP ASC HOLDINGS, INC.
19	50	100010	Cash Concentration	GEN	24.873,00-	DISTRIBUTION to PURDUE PHARMA, INC. 10/16
20	50	100010	Cash Concentration	GEN	24.763,00-	DISTRIBUTION to PLP ASC. HOLDINGS, INC. 10/16

Transfer #2c: \$24,763 transfer from Purdue Holdings L.P. to PLP Assoc Holdings Inc.

Transfer #2b: \$24,873 transfer from Purdue Holdings L.P. to Purdue Pharma Inc.

Transfer #2a: \$10,000,000 transfer from Purdue Holdings L.P. to PLP Associates Holdings L.P.

Selection 3 – Capital Contribution Received by Rhodes Pharmaceuticals L.P. from Purdue Pharma L.P. through Affiliated Entities, October/November 2013

Doc.Type : SA (G/L account document) Normal document					
Doc. Number	100001021	Company Code	301	Fiscal Year	2013
Doc. Date	10/25/2013	Posting Date	10/23/2013	Period	10
Calculate Tax	<input type="checkbox"/>				
Doc. Currency	USD				
Doc. Hdr Text	CTW 10162013 to 10232013				

Transfer #2b: \$24,873 transfer from Purdue Holdings L.P. to Purdue Pharma Inc.

Itm	PK	Account	Account short text	Cost Ctr	Profit Ctr	Order	Tx	Amount	Text
1	40	100010	Cash Concentration		GEN			24,873.00	DISTRIBUTION FUNDING from PURDUE HOLDINGS LP
2	50	107416	Invest - PH LP		GEN			24,873.00-	DISTRIBUTION FUNDING from PURDUE HOLDINGS LP
3	40	100010	Cash Concentration		GEN			324,591.00	DISTRIBUTION from PURDUE HOLDINGS LP 10/17
4	50	107416	Invest - PH LP		GEN			324,591.00-	DISTRIBUTION from PURDUE HOLDINGS LP 10/17

Doc.Type : SA (G/L account document) Normal document					
Doc. Number	100000720	Company Code	402	Fiscal Year	2013
Doc. Date	10/25/2013	Posting Date	10/23/2013	Period	10
Calculate Tax	<input type="checkbox"/>				
Doc. Currency	USD				
Doc. Hdr Text	CTW 10162013 to 10232013				

Transfer #2c: \$24,763 transfer from Purdue Holdings L.P. to PLP Assoc Holdings Inc.

Itm	PK	Account	Account short text	Cost Ctr	Profit Ctr	Order	Tx	Amount	Text
1	40	100010	Cash Concentration		GEN			24,763.00	DISTRIBUTION FUNDING from PURDUE HOLDINGS LP
2	50	107416	Invest - PH LP		GEN			24,763.00-	DISTRIBUTION FUNDING from PURDUE HOLDINGS LP
3	40	100010	Cash Concentration		GEN			323,160.00	DISTRIBUTION from PURDUE HOLDINGS LP 10/17
4	50	107416	Invest - PH LP		GEN			323,160.00-	DISTRIBUTION from PURDUE HOLDINGS LP 10/17

Selection 3 – Capital Contribution Received by Rhodes Pharmaceuticals L.P. from Purdue Pharma L.P. through Affiliated Entities, October/November 2013

Doc.Type : SA (G/L account document) Normal document					
Doc. Number	100000943	Company Code	401	Fiscal Year	2013
Doc. Date	25.10.2013	Posting Date	23.10.2013	Period	10
Calculate Tax	<input type="checkbox"/>				
Doc. Currency	USD				
Doc. Hdr Text	CTW 10162013 to 10232013				

Transfer #2a: \$10,000,000 transfer from Purdue Holdings L.P. to PLP Associates Holdings L.P.

Itm	PK	Account	Account short text	Cost Ctr	Profit Ctr	Order	Tx	Amount	Text
1	40	100010	Cash Concentration		GEN			10.000.000,00	DISTRIBUTION FUNDING from PURDUE HOLDINGS LP
2	50	107416	Invest - PH LP		GEN			10.000.000,00-	DISTRIBUTION FUNDING from PURDUE HOLDINGS LP
3	40	100010	Cash Concentration		GEN			130.500.000,00	DISTRIBUTION from PURDUE HOLDINGS LP 10/17
4	40	302032	Capital #32 Dist BR		GEN			130.500.000,00	DISTRIBUTION to BR HOLDINGS ASC. LP 10/17/2013
5	40	302032	Capital #32 Dist BR		GEN			10.000.000,00	DISTRIBUTION to BR HOLDINGS ASC. LP 10/16
6	50	107416	Invest - PH LP		GEN			130.500.000,00-	DISTRIBUTION from PURDUE HOLDINGS LP 10/17
7	50	100010	Cash Concentration		GEN			130.500.000,00-	DISTRIBUTION to BR HOLDINGS ASC. LP 10/17/2013
8	50	100010	Cash Concentration		GEN			10.000.000,00-	DISTRIBUTION to BR HOLDINGS ASC. LP 10/16

Transfer #3: \$10,000,000 transfer from PLP Associates Holdings L.P. to BR Holdings Associates L.P.

Doc.Type : SA (G/L account document) Normal document					
Doc. Number	100000611	Company Code	413	Fiscal Year	2013
Doc. Date	10/25/2013	Posting Date	10/23/2013	Period	10
Calculate Tax	<input type="checkbox"/>				
Doc. Currency	USD				
Doc. Hdr Text	CTW 10162013 to 10232013				

Transfer #3: \$10,000,000 transfer from PLP Associates Holdings L.P. to BR Holdings Associates L.P.

Itm	PK	Account	Account short text	Cost Ctr	Profit Ctr	Order	Tx	Amount	Text
1	40	100010	Cash Concentration		GEN			41,500,000.00	FUNDING from PURDUE HOLDINGS LP
2	40	100010	Cash Concentration		GEN			10,000,000.00	DISTRIBUTION FUNDING from PLP ASC. HOLDINGS LP
3	50	102416	Purdue Holdings LP		GEN			41,500,000.00-	FUNDING from PURDUE HOLDINGS LP
4	50	107401	Invest. PLP Asc.Hold		GEN			10,000,000.00-	DISTRIBUTION FUNDING from PLP ASC. HOLDINGS LP
5	40	100010	Cash Concentration		GEN			130,500,000.00	DISTRIBUTION from PLP ASC. HOLDINGS LP 10/17/2013
6	50	107401	Invest. PLP Asc.Hold		GEN			130,500,000.00-	DISTRIBUTION from PLP ASC. HOLDINGS LP 10/17/2013

Source: SAP General Ledger detail

Selection 3 – Capital Contribution Received by Rhodes Pharmaceuticals L.P. from Purdue Pharma L.P. through Affiliated Entities, October/November 2013

Doc.Type : KR (Vendor invoice) Normal document					
Doc. Number	1900000199	Company Code	413	Fiscal Year	2013
Doc. Date	09/24/2013	Posting Date	10/16/2013	Period	10
Calculate Tax	<input type="checkbox"/>				
Ref.Doc.	92413				
Doc. Currency	USD				

Transfer #4a: \$5,000,000 transfer from BR Holdings Associates L.P. to Beacon Company.

Itm	PK	Account	Account short text	Cost Ctr	Profit Ctr	Order	Tx	Amount	Text
1	31	1029154	BEACON CO		GEN			5,000,000.00	PARTNER DIST. RHODES PHARMACEUTICAL FUNDING
2	40	302026	Capital #26 Distrib.		GEN			5,000,000.00	PARTNER DIST. RHODES PHARMACEUTICAL FUNDING

Doc.Type : KR (Vendor invoice) Normal document					
Doc. Number	1900000200	Company Code	413	Fiscal Year	2013
Doc. Date	09/24/2013	Posting Date	10/16/2013	Period	10
Calculate Tax	<input type="checkbox"/>				
Ref.Doc.	92413				
Doc. Currency	USD				

Transfer #4b: \$5,000,000 transfer from BR Holdings Associates L.P. to Rosebay Medical Company L.P.

Itm	PK	Account	Account short text	Cost Ctr	Profit Ctr	Order	Tx	Amount	Text
1	31	1016497	ROSEBAY MEDICAL COMP		GEN			5,000,000.00	PARTNER DIST. RHODES PHARMACEUTICAL FUNDING
2	40	302027	Capital #27 Distrib.		GEN			5,000,000.00	PARTNER DIST. RHODES PHARMACEUTICAL FUNDING

Selection 3 – Capital Contribution Received by Rhodes Pharmaceuticals L.P. from Purdue Pharma L.P. through Affiliated Entities, October/November 2013

Doc.Type : SA (G/L account document) Normal document					
Doc. Number	100000331	Company Code	230	Fiscal Year	2013
Doc. Date	11/11/2013	Posting Date	11/06/2013	Period	11
Calculate Tax	<input type="checkbox"/>				
Doc. Currency	USD				
Doc. Hdr Text	CTW 11012013 to 11062013				

Transfer #5a: \$5,000,000 from Beacon Company to Coventry Technologies L.P.

Itm	PK	Account	Account short text	Cost Ctr	Profit Ctr	Order	Tx	Amount	Text
1	40	102250	Rhodes Pharm LP		GEN			5,000,000.00	FUNDING to RHODES PHARMCEUTICALS LP
2	50	100010	Cash Concentration		GEN			5,000,000.00-	FUNDING to RHODES PHARMCEUTICALS LP
3	40	100010	Cash Concentration		GEN			5,000,000.00	11/1/2013 BEACON CO.
4	50	301026	Capital #26Contrib.					5,000,000.00-	11/1/2013 BEACON CO.

Transfer #6a: \$5,000,000 transfer from Coventry Technologies L.P. to Rhodes Pharmaceuticals L.P.

Selection 3 – Capital Contribution Received by Rhodes Pharmaceuticals L.P. from Purdue Pharma L.P. through Affiliated Entities, October/November 2013

Doc.Type : SA (G/L account document) Normal document					
Doc. Number	100000324	Company Code	230	Fiscal Year	2013
Doc. Date	10/25/2013	Posting Date	10/23/2013	Period	10
Calculate Tax	<input type="checkbox"/>				
Doc. Currency	USD				
Doc. Hdr Text	CTW 10162013 to 10232013				

Transfer #5b: \$5,000,000 from Rosebay Medical Company L.P. to Coventry Technologies L.P.

Itm	PK	Account	Account short text	Cost Ctr	Profit Ctr	Order	Tx	Amount	Text
1	40	100010	Cash Concentration		GEN			5,000,000.00	FUNDING from RHODES TECHNOLOGIES (227)
2	50	102227	Rhodes Technologies		GEN			5,000,000.00-	FUNDING from RHODES TECHNOLOGIES (227)
3	40	100010	Cash Concentration		GEN			5,000,000.00	10/21/2013 ROSEBAY MEDICAL COMPANY
4	50	103040	AR Other		GEN			5,000,000.00-	10/21/2013 ROSEBAY MEDICAL COMPANY

Doc.Type : SA (G/L account document) Normal document					
Doc. Number	100000327	Company Code	230	Fiscal Year	2013
Doc. Date	11/01/2013	Posting Date	10/31/2013	Period	10
Calculate Tax	<input type="checkbox"/>				
Doc. Currency	USD				
Doc. Hdr Text	CTW 10292013 to 10312013				

Transfer #6b: \$5,000,000 transfer from Coventry Technologies L.P. to Rhodes Pharmaceuticals L.P.

Itm	PK	Account	Account short text	Cost Ctr	Profit Ctr	Order	Tx	Amount	Text
1	40	102250	Rhodes Pharm LP		GEN			5,000,000.00	FUNDING to RHODES PHARMCEUTICALS LP
2	50	100010	Cash Concentration		GEN			5,000,000.00-	FUNDING to RHODES PHARMCEUTICALS LP

Selection 3 – Capital Contribution Received by Rhodes Pharmaceuticals L.P. from Purdue Pharma L.P. through Affiliated Entities, October/November 2013

Doc.Type : SA (G/L account document) Normal document					
Doc. Number	100009240	Company Code	250	Fiscal Year	2013
Doc. Date	11/01/2013	Posting Date	10/31/2013	Period	10
Calculate Tax	<input type="checkbox"/>				
Doc. Currency	USD				
Doc. Hdr Text	CTW 10292013 to 10312013				

Itm	PK	Account	Account short text	Cost Ctr	Profit Ctr	Order	Tx	Amount	Text
1	40	100010	Cash Concentration		GEN			5,000,000.00	FUNDING to PURDUE PHARMA LP
2	40	100010	Cash Concentration		GEN			294,320.04	MORRIS & DICKSON A/R RECEIPT
3	40	100010	Cash Concentration		GEN			37,604.30	INDIVIDUAL LOCKBOX DEPOSIT
4	40	100010	Cash Concentration		GEN			7,818.09	SMITH DRUG COMPANY
5	40	100010	Cash Concentration		GEN			4,798.08	INDIVIDUAL LOCKBOX DEPOSIT
6	40	100010	Cash Concentration		GEN			3,361.38	ROCHESTER DRUG
7	40	100010	Cash Concentration		GEN			2,056.94	PBA TRUECARE
8	40	100010	Cash Concentration		GEN			2,009.90	DAKOTA DRUG, INC.
9	50	102230	Coventry Tech. LLC		GEN			5,000,000.00-	FUNDING to PURDUE PHARMA LP

Transfer #6b: \$5,000,000 transfer from Coventry Technologies L.P. to Rhodes Pharmaceuticals L.P.

Selection 3 – Capital Contribution Received by Rhodes Pharmaceuticals L.P. from Purdue Pharma L.P. through Affiliated Entities, October/November 2013

Doc.Type : SA (G/L account document) Normal document					
Doc. Number	100009359	Company Code	250	Fiscal Year	2013
Doc. Date	11/11/2013	Posting Date	11/06/2013	Period	11
Calculate Tax	<input type="checkbox"/>				
Doc. Currency	USD				
Doc. Hdr Text	CTW 11012013 to 11062013				

Itm	PK	Account	Account short text	Cost Ctr	Profit Ctr	Order	Tx	Amount	Text
1	40	100010	Cash Concentration		GEN			5,000,000.00	FUNDING to PURDUE PHARMA LP
2	40	100010	Cash Concentration		GEN			691,969.75	MORRIS & DICKSON A/R RECEIPT
3	40	100010	Cash Concentration		GEN			40,685.60	INDIVIDUAL LOCKBOX DEPOSIT
4	40	100010	Cash Concentration					24,167.86	SMITH DRUG COMPANY
5	40	100010	Cash Concentration					20,998.19	INDIVIDUAL LOCKBOX DEPOSIT
6	40	100010	Cash Concentration					12,031.86	ROCHESTER DRUG
7	40	100010	Cash Concentration					6,620.64	INDIVIDUAL LOCKBOX DEPOSIT
8	40	100010	Cash Concentration					2,205.94	HARVARD DRUG GRP.
9	40	100010	Cash Concentration		GEN			1,262.94	INDIVIDUAL LOCKBOX DEPOSIT
10	40	100010	Cash Concentration		GEN			357.90	NC MUTUAL DRUG
11	50	102230	Coventry Tech. LLC		GEN			5,000,000.00-	FUNDING to PURDUE PHARMA LP

Transfer #6a: \$5,000,000 transfer from Coventry Technologies L.P. to Rhodes Pharmaceuticals L.P.

Selection 3 – Capital Contribution Received by Rhodes Pharmaceuticals L.P. from Purdue Pharma L.P. through Affiliated Entities, October/November 2013

From: McClatchey, Ian [mailto:IMcClatchey@chadbourne.com]
Sent: Tuesday, September 10, 2013 8:24 PM
To: [REDACTED]
Cc: Baker, Stuart D.; Mahony, Edward; Lowne, Jon; [REDACTED] Roncalli, Anthony; Quinn-Felice, Jennifer
Subject: Rhodes Pharmaceuticals L.P. - \$10 Million Funding

Tuesday, September 10, 2013

Dear [REDACTED]

Attached are the following signed consents in connection with the anticipated funding of \$10 million ultimately to Rhodes Pharmaceuticals L.P.:

1. Written Consent of General Partner of Purdue Pharma L.P. ("PPLP") authorizing PPLP to distribute \$10,049,636 to Purdue Holdings L.P. ("PHLP");
2. Written Consent of General Partner of PHLP authorizing PHLP to transfer \$24,873 to Purdue Pharma Inc., \$24,763 to PLP Associates Holdings Inc. and \$10 million to PLP Associates Holdings L.P.;
3. Written Consent of General Partner of PLP Associates Holdings L.P. authorizing PLP Associates Holdings L.P. to transfer \$10 million to BR Holdings Associates L.P. ("BR Holdings");
4. Written Consent of General Partner of BR Holdings authorizing BR Holdings to transfer \$5 million to Beacon Company and \$5 million to Rosebay Medical Company L.P.; and
5. Written Consent of General Partner of Coventry Technologies L.P. ("Coventry") authorizing Coventry upon receipt of \$5 million from Beacon Company and \$5 million from Rosebay Medical Company L.P. to transfer the \$10 million to Rhodes Pharmaceuticals L.P.

I will make arrangements with each of Beacon Company and Rosebay Medical Company L.P. to transfer the funds to Coventry's JPMorgan account ending in [REDACTED] upon their receipt from BR Holdings. Please let me know the expected value date so I can give each of Beacon Company and Rosebay Medical Company L.P. a heads up as to when they will be expected to receive and transfer the funds to Coventry.

Please do not hesitate to contact me if you have any questions or if I may be of any assistance regarding this funding request.

Thank you,

Ian

Transfer #1: Authorization for \$10,049,636 transfer from Purdue Pharma L.P. to Purdue Holdings L.P.

Transfer #3: Authorization for \$10,000,000 transfer from PLP Associates Holdings L.P. to BR Holdings Associates L.P.

Transfers #6a and #6b: Authorization for \$10,000,000 transfer from Coventry Technologies L.P. to Rhodes Pharmaceuticals L.P. upon receipt of \$5,000,000 transfers from Beacon Company and Rosebay Medical Company L.P., totaling \$10,000,000

Transfers #2a, #2b, and #2c: Authorization for \$10,000,000 transfer from Purdue Holdings L.P. to PLP Associates Holdings L.P.; \$24,873 transfer from Purdue Holdings L.P. to Purdue Pharma Inc.; and \$24,763 transfer from Purdue Holdings L.P. to PLP Assoc Holdings Inc. totaling \$10,049,636.

Transfers #4a and #4b: Authorization for \$5,000,000 transfers from BR Holdings Associates L.P. to Beacon Company and Rosebay Medical Company L.P., totaling \$10,000,000

Selection 3 – Capital Contribution Received by Rhodes Pharmaceuticals L.P. from Purdue Pharma L.P. through Affiliated Entities, October/November 2013

BR HOLDINGS ASSOCIATES L.P.

Written Consent of General Partner

The undersigned, BR Holdings Associates Inc. (the "General Partner"), a New York corporation and the General Partner of BR Holdings Associates L.P., a Delaware limited partnership (the "Partnership"), hereby consents to the taking of the following actions and directs that this consent be filed with the records of proceedings of the Partnership:

Transfer #3: \$10,000,000 transfer from PLP Associates Holdings L.P. to BR Holdings Associates L.P.

WHEREAS, the Partnership is to receive a distribution from PLP Associates Holdings L.P., a Delaware limited partnership ("PLP Associates"), in the amount of \$10,000,000 (the "Distribution").

NOW, THEREFORE, be it


RESOLVED, that upon receipt of the Distribution from PLP Associates, the Partnership be and it hereby is authorized to distribute \$5,000,000 to Beacon Company and \$5,000,000 to Rosebay Medical Company L.P.; and further

RESOLVED, that the proper officers of the General Partner be and each of them hereby is authorized and directed to make, execute and deliver, or cause to be made, executed and delivered on behalf of itself and the Partnership all such agreements, documents, instruments and other papers as they may deem necessary or appropriate to carry out the purposes and intent of the foregoing resolution.

Date: September 10, 2013

BR HOLDINGS ASSOCIATES L.P.
by its general partner,
BR Holdings Associates Inc.

OK To Pay
Edward B. Mahony

By: 
Stuart D. Baker
Vice President
Intervest A.S. Inc. 11/11/2013
1. MATCHED TO SAP HQ & RECEIVING REPORT
NO FURTHER APPROVAL REQUIRED. OR
2. MATCHED TO SAP HQ & RECEIVING EVIDENCE
BY APPROPRIATE SIGNATURE FROM HQ
NO P.D. NO RECEIVING REPORT, SPECIAL
INSTRUCTIONS, COMMENTS OR OTHERS FOR
USE AND REPORT

Transfers #4a and #4b: \$5,000,000 transfers from BR Holdings Associates L.P. to Beacon Company and Rosebay Medical Company L.P., totaling \$10,000,000

AlixPartners

Exhibit G – Analysis of Distributions Referenced in the State Complaints Filed Against Purdue and/or the Sackler Family Members

Exhibit G – Analysis of Distributions Referenced in Complaints, Objectives and Procedures Performed

Objectives

1. Review State Complaints filed against Purdue and/or Sackler Family members to identify allegations of distributions made by Purdue to or for the benefit of the Affiliated Entities.
2. Assess whether the distributions alleged in the State Complaints were or appear to have been included in Purdue’s Internal Distribution Analysis and reconcile potential discrepancies.

Procedures Performed

1. Reviewed State Complaints filed against Purdue and/or Sackler Family members and identified the allegations of distributions made by Purdue to Affiliated Entities.

State	Original/Amended	Date of Complaint
Connecticut	Amended	May 6, 2019
Indiana	Original	May 21, 2019
Iowa	Original	May 16, 2019
Kansas	Original	May 16, 2019
Maryland	Original	May 16, 2019
Massachusetts	Amended	January 31, 2019
New Jersey	Original	May 30, 2019
New York	Amended	March 28, 2019
Oklahoma	Original	June 30, 2017
Oregon	Original	September 18, 2018
Pennsylvania	Original	May 15, 2019
West Virginia	Original	May 16, 2019
Wisconsin	Original	May 16, 2019

2. Quantified the dollar amounts of the distributions made by Purdue to Affiliated Entities as alleged in the State Complaints.
3. Reconciled the distributions made by Purdue to Affiliated Entities as alleged in the State Complaints to the distributions included in Purdue’s Internal Distribution Analysis.

Exhibit G - Analysis of Distributions Referenced in Complaints - Observations and Findings

1. For many of the distribution amounts alleged in the State Complaints, we identified either exact or similar dollar amounts at or around the same time period that were included in Purdue's Internal Distribution Analysis.
 - For identification of either exact or similar dollar amounts at or around the same time period, we assumed that those distributions referenced in the State Complaints were included in Purdue's Internal Distribution Analysis.
2. The State Complaints alleged inexact amounts and did not always provide sufficiently detailed information and/or references to supporting documentation in order to assess whether those distributions were included in Purdue's Internal Distribution Analysis.
 - We did not find any instances where distribution amounts alleged in the State Complaints during a particular time period exceeded distributions amounts reported in Purdue's Internal Distribution Analysis for that same time period.

Exhibit G - Reconciled Distributions Alleged in State Complaints to Purdue's Internal Distribution Analysis

1. The following tables illustrates that the annual distribution amounts reported in Purdue's Internal Distribution Analysis exceeded the alleged distributions that were included in the State Complaints aggregated by year.
 - The following pages identified which individual distributions that were alleged in the State Complaints have been identified in Purdue's Internal Distribution Analysis. The remaining distributions in the State Complaints have been included in the column name "Complaints Unidentified Individual Distributions."
 - After taking into account the Unidentified Individual Distributions, the total annual distributions reported in Purdue's Internal Distribution Analysis exceeded all of the distributions that were alleged in the State Complaints for that same year.

Year	Complaints	Purdue's Internal Distribution Analysis	Complaints Sum of Individual Distributions by Year	Complaints Unidentified Alleged Distributions	Complaints Total Distributions
2008	MA, CT	\$ 1,292,135,359	\$ 1,125,000,000	\$ -	\$ 1,125,000,000
2009	MA	1,594,762,000	535,000,000	-	535,000,000
2010	MA	1,626,663,503	877,650,000	11,350,000	889,000,000
2011	MA	1,254,856,650	530,500,000	20,500,000	551,000,000
2012	MA, CT	1,057,103,806	242,000,000	176,200,000	418,200,000
2013	MA, CT, IN	953,850,252	59,930,000	339,990,000	399,920,000
2014	CT	832,658,451	73,367,059	89,632,941	163,000,000
2015	CT	906,330,390	205,358,000	-	205,358,000
2016	CT	566,875,000	107,000,000	69,142,000	176,142,000
2008-2016 MA,CT,IN		\$ 10,085,235,411	\$ 3,755,805,059	\$ 706,814,941	\$ 4,462,620,000

Exhibit G - Reconciled Distributions Alleged in State Complaints to Purdue's Internal Distribution Analysis

Reconciliation of Distributions Listed in State Complaints to Purdue's Internal Distribution Analysis, Page 1 of 2

Result	Complaints Individual Distributions	Complaints Unidentified Alleged Distributions	Total Distributions Amount	Period	Complaints	Page	¶
In Purdue's Internal Distribution Analysis	\$ 250,000,000	\$ -	\$ 250,000,000	2008	MA	81	242
In Purdue's Internal Distribution Analysis	325,000,000	-	325,000,000	2008	MA	83	251
In Purdue's Internal Distribution Analysis	275,000,000	-	275,000,000	2008	CT	42	153
In Purdue's Internal Distribution Analysis	275,000,000	-	275,000,000	2008	CT	42	153
Year: 2008	\$ 1,125,000,000	\$ -	\$ 1,125,000,000				
In Purdue's Internal Distribution Analysis	\$ 200,000,000	\$ -	\$ 200,000,000	2009	MA	83	253
In Purdue's Internal Distribution Analysis	162,000,000	-	162,000,000	2009	MA	85	259
In Purdue's Internal Distribution Analysis	173,000,000	-	173,000,000	2009	MA	87	265
Year: 2009	\$ 535,000,000	\$ -	\$ 535,000,000				
In Purdue's Internal Distribution Analysis	\$ 236,650,000	\$ -	\$ 236,650,000	2010	MA	97	292
In Purdue's Internal Distribution Analysis	141,000,000	-	141,000,000	2010	MA	98	295
In Purdue's Internal Distribution Analysis	260,000,000	-	260,000,000	2010	MA	110	327
In Purdue's Internal Distribution Analysis	240,000,000 ¹	-	240,000,000	2010	MA	108	320
Sum of Multiple Distributions Exceeds Complaint	-	11,350,000	11,350,000	2010	MA	113	336
Year: 2010	\$ 877,650,000	\$ 11,350,000	\$ 889,000,000				
In Purdue's Internal Distribution Analysis	\$ 189,700,000	\$ -	\$ 189,700,000	2011	MA	115	340
In Purdue's Internal Distribution Analysis	200,000,000	-	200,000,000	2011	MA	121	357
In Purdue's Internal Distribution Analysis	140,800,000	-	140,800,000	2011	MA	122	363
Sum of Multiple Distributions Exceeds Complaint	-	20,500,000	20,500,000	2011	MA	123	365
Year: 2011	\$ 530,500,000	\$ 20,500,000	\$ 551,000,000				
In Purdue's Internal Distribution Analysis	\$ 129,000,000	\$ -	\$ 129,000,000	2012	MA	265	866
In Purdue's Internal Distribution Analysis	113,000,000	-	113,000,000	2012	CT	42	153
Sum of Multiple Distributions Exceeds Complaint	-	176,200,000	176,200,000	2012	MA	265	886
Year: 2012	\$ 242,000,000	\$ 176,200,000	\$ 418,200,000				

¹ The \$240 million distribution in 2010 includes a \$30 million distribution from Millsaw Realty L.P., apparently made at the direction of Purdue. The \$30 million distribution was not included in Purdue's combined audited financial statements, Internal Distributions Analysis or the October 19, 2018 MDL Presentation.

Exhibit G - Reconciled Distributions Alleged in State Complaints to Purdue's Internal Distribution Analysis

Reconciliation of Distributions Listed in State Complaints to Purdue's Internal Distribution Analysis, Page 2 of 2

Result	Complaints Individual Distributions	Complaints Unidentified Alleged Distributions	Total Distributions Amount	Period	Complaints	Page	↑
In Purdue's Internal Distribution Analysis	\$ 2,930,000	\$ -	\$ 2,930,000	2013	CT	41	151
In Purdue's Internal Distribution Analysis	15,000,000	-	15,000,000	2013	CT	42	152
In Purdue's Internal Distribution Analysis	42,000,000	-	42,000,000	2013	IN	95	313
Sum of Multiple Distributions Exceeds Complaint	-	339,990,000	339,990,000	2013	MA	143	421
Year: 2013	\$ 59,930,000	\$ 339,990,000	\$ 399,920,000				
In Purdue's Internal Distribution Analysis	\$ 367,059	\$ -	\$ 367,059	2014	CT	41	151
In Purdue's Internal Distribution Analysis	57,400,000	-	57,400,000	2014	CT	41	151
In Purdue's Internal Distribution Analysis	15,600,000	-	15,600,000	2014	CT	41	151
Sum of Multiple Distributions Exceeds Complaint	-	89,632,941	89,632,941	2014	CT	42	154
Year: 2014	\$ 73,367,059	\$ 89,632,941	\$ 163,000,000				
In Purdue's Internal Distribution Analysis	\$ 710,500	\$ -	\$ 710,500	2015	CT	41	151
In Purdue's Internal Distribution Analysis	2,160,000	-	2,160,000	2015	CT	41	151
In Purdue's Internal Distribution Analysis	135,000,000	-	135,000,000	2015	CT	41	151
In Purdue's Internal Distribution Analysis	1,975,000	-	1,975,000	2015	CT	41	151
In Purdue's Internal Distribution Analysis	60,000,000	-	60,000,000	2015	CT	41	151
In Purdue's Internal Distribution Analysis	5,512,500	-	5,512,500	2015	CT	42	152
Year: 2015	\$ 205,358,000	\$ -	\$ 205,358,000				
In Purdue's Internal Distribution Analysis	\$ 107,000,000	\$ -	\$ 107,000,000	2016	CT	41	151
Sum of Multiple Distributions Exceeds Complaint	-	69,142,000	69,142,000	2016	CT	42	154
Year: 2016	\$ 107,000,000	\$ 69,142,000	\$ 176,142,000				
	\$ 3,755,805,059	\$ 706,814,941	\$ 4,462,620,000	2008-2016			

AlixPartners

Exhibit H - Pension Benefits Detailed Procedures Performed

Exhibit H - Pension Benefits, Detailed Procedures Performed

In order to achieve the objectives of the Pension Benefits Analysis, we performed the following procedures:

1. Obtained Purdue's Pension Plan document and other relevant information from Purdue for the purposes of quantifying the amount of Pension Benefits paid or owed to the Sackler Family members.
2. Identified the Sackler Family members referenced in these documents who received Pension Benefits or will become eligible to receive Pension Benefits.
3. Confirmed with Purdue's Director of Benefits and HRIS that no other Sackler Family members were or are eligible for Pension Benefits under Purdue's Pension Plan.
4. Reviewed and analyzed Deloitte's Pension Benefit calculation worksheets.
5. Reviewed Purdue's Pension Plan document in order to determine if the Sackler Family members who have been paid out under Purdue's Pension Plan as well as those who will receive future benefits appear eligible as defined in Purdue's Pension Plan document.

AlixPartners

Exhibit I - Travel and Expense Reimbursements Detailed Procedures Performed

Exhibit I – T&E Reimbursements, Detailed Procedures Performed

In order to achieve the objectives of the T&E Spend Analysis, we performed the following procedures:

1. Requested T&E report-level data for all Purdue T&E reimbursements paid on or after January 1, 2008 from Purdue's Controller and Assistant Manager of Corporate Travel.
 - Purdue was the only Purdue entity that paid T&E reimbursements to or on behalf of the Sackler Family members.
 - Purdue had records available for T&E reimbursements submitted through the current T&E system, Databasics, starting in April 2011. T&E reimbursement information prior to April 2011 has been archived and was not available.
2. Identified the Sackler Family members who submitted expense reports in Purdue's T&E system, Databasics, which went live in April 2011. No T&E reimbursements had been submitted by or paid to the Sackler Family members through the T&E reporting system after December 31, 2018.
3. Requested individual line-item detail within expense reports for the Sackler Family members from Purdue's Assistant Manager of Corporate Travel. Reviewed transactions and summarized expenses by year, expense category (as defined by Purdue), Sackler Family member name, and reimbursement type (paid American Express company credit card vs. reimbursed a Sackler Family member directly).¹
 - Expense categories were taken directly from Purdue's T&E reporting system and relied on.
 - Reviewed receipts/supporting documentation submitted through Databasic with T&E reports for approximately 73% of the total dollar amount of reimbursements made to or for the benefit of the Sackler Family members. Criteria used for selections can be found on the following page.
 - Selected 343 items included in the T&E reports totaling approximately \$849,000 to determine if the expense reports contained documentation supporting the T&E reimbursements.
 - Of the 343 expenses selected, 341 (or 99.4%) items included underlying receipts/supporting documentation. This represented 99.97% of the total dollar amount of T&E reimbursements selected for review.
 - No assessment of the business reasonableness of the expenses was made.
 - No assessment of whether expenses were in compliance with Purdue's T&E policies was made.

¹ Sackler Family members were issued American Express Corporate Credit Cards in their own names, which Purdue paid directly to American Express upon submission of expense reports. Purdue also issued Procurement Cards to various employees, however, none were issued to Sackler Family members.

Exhibit I – T&E Reimbursements, Detailed Procedures Performed

4. Criteria for selecting the receipts/supporting documentation from Purdue’s T&E reporting system for review was as follows:

Category		Selection Criteria
Airline		Amounts over \$5,000
HCP (Health Care Professional)		Amounts over \$500
Hotel		
	Due to Employee	Amounts over \$500
	Due to Card	Amounts over \$1,000
Meals (Self)		
	Due to Employee	Amounts over \$100
	Due to Card	Amounts over \$100
Meals and Entertainment		
	Due to Employee	Amounts over \$500
	Due to Card	Amounts over \$500
Taxi/Car/Ground Transportation		
	Due to Employee	Amounts over \$400
	Due to Card	Amounts over \$400
Miscellaneous		
	Due to Employee	Amounts over \$300
	Due to Card	Amounts over \$300

5. Identified payments made directly to the Sackler Family members recorded as T&E reimbursements in Purdue’s SAP accounts payable ledger on or after January 1, 2008. No T&E reimbursements had been submitted by or paid to the Sackler Family members through accounts payable after March 31, 2019.

Exhibit I – T&E Reimbursements, Detailed Procedures Performed

6. Reviewed documentation in SAP supporting T&E reimbursements paid through accounts payable, and assigned an expense category to each T&E reimbursement to the extent sufficient detail was available in Purdue's SAP accounting system.
 - Purdue's SAP accounting system included invoices, other supporting documentation and/or descriptions for approximately 87% of the total dollar amount of T&E reimbursements paid to the Sackler Family members through accounts payable.

7. Obtained and reviewed Purdue's Travel Policy and Procedures in effect during the years 2008 through 2018.

8. Held meetings and/or communicated with Purdue employees regarding the T&E policy and reimbursement process and to gain an understanding of the accounting for and quantification of T&E reimbursements paid by Purdue.
 - A list of the Purdue employees we met with and/or communicated with about T&E reimbursements is included in Appendix A.

AlixPartners

XI . Appendix

Index of Appendices

Appendix A	Detailed List of Sources Relied Upon	317
Appendix B	List of the Sackler Family Members	323
Appendix C	Purdue Organizational Charts and Ownership Structure	325
Appendix D	Purdue Company Names and SAP Account Information	340
Appendix E	Rhodes Organizational Charts and Ownership Structure	345
Appendix F	Rhodes Company Names and SAP Account Information	349

AlixPartners

Appendix A – Detailed List of Sources Relied Upon

Appendix A – Detailed List of Sources Relied Upon

In order to achieve the objectives of the Cash Transfers of Value Analysis, we accessed and reviewed various types of sources of information from Purdue, TXP and One Stamford Realty that we used and relied on when performing our procedures.

1. Entity Organizational Charts

- Organizational charts for the Purdue and Rhodes entities and certain Affiliated Entities.

2. SAP Accounting System Information

- SAP company numbers and names, and chart of accounts: Financial Tables.xlsx.
- SAP general ledger detail.
- SAP master vendor table.
- SAP accounts payable ledger.
- SAP accounts receivable ledger.
- SAP cost center detail and list of customer codes.

Appendix A – Detailed List of Sources Relied Upon

3. Purdue Internally Prepared Distribution Reports

- The October 19, 2018 MDL Presentation.
- Purdue's Internal Distribution Analysis (see Excel file named: Distributions 1995 to 2017 Actuals v7.xlsx).
- Purdue's Notes Receivable schedule of historical activity (see Excel file named: PRALP-PPLP Notes Receivable Historical Activity through 7.31.2019v2.xlsx).
- Rhodes's Internal Distribution Analysis (see Excel files below):
 - o Coventry History – Cash Flow Statement_since inception 2018 Revised_05202019.xlsx.
 - o Coventry Tax Distributions LTD 2008 – 2018.xlsx.

4. Financial Statements

- Purdue's audited financial statements for the years ended December 31, 2008 through December 31, 2017, and unaudited financial statements for the year ended December 31, 2018.¹
- Purdue and Rhodes's combined audited financial statements for the years ended December 31, 2014 through 2015.
- Rhode's audited financial statements for the year ended December 31, 2016.
- Internal financial statements, reports and/or SAP accounting records for PPLP, Rhodes, PPI, PLP Associates Holdings Inc. and other Affiliated Entities whose books and records are maintained in the same SAP accounting system as Purdue's.

¹ For the year ended December 31, 2018, audit fieldwork has largely been completed, but the audited financial statements have not been finalized due to the pending court appointment of Ernst & Young LLP as Purdue's auditors.

Appendix A – Detailed List of Sources Relied Upon

5. Purdue’s Accounting and Approval Documentation

- Treasury department’s records with transaction information and other accounting records.
- Wire instructions, bank statements, weekly bank transaction reports and bank account check clearing reconciliations.
- Written Consents and other documents from the general partners authorizing distributions.
- Other accounting records and approval documentation available in the SAP accounting system.
- Tax calculations by Purdue’s Tax Department (now TXP).
- Information obtained from discussions and communications with Purdue and TXP employees.

6. State Complaints

- Complaints filed by various states against Purdue and/or the Sackler Family members:

State	Original/Amended	Date of Complaint
Connecticut	Amended	May 6, 2019
Indiana	Original	May 21, 2019
Iowa	Original	May 16, 2019
Kansas	Original	May 16, 2019
Maryland	Original	May 16, 2019
Massachusetts	Amended	January 31, 2019
New Jersey	Original	May 30, 2019
New York	Amended	March 28, 2019
Oklahoma	Original	June 30, 2017
Oregon	Original	September 18, 2018
Pennsylvania	Original	May 15, 2019
West Virginia	Original	May 16, 2019
Wisconsin	Original	May 16, 2019

Appendix A – Detailed List of Sources Relied Upon

7. Payroll Records

- Purdue payroll report detail.

8. Legal Expense Reports Prepared by Purdue’s Legal Operations Department

- File provided by Legal Operations containing expenses paid to law firms that represent Sackler Family members under the Corporate Indemnity Policy. These reports listed the name of each law firm paid and the amounts invoiced to Purdue and did not include any detail as to the work performed.
- File describing all of Purdue’s corporate policies and requirements related to legal invoice processing.
- Copy of the Directors and Officers liability insurance policy.
- Minutes from the November 19, 2004 Board of Directors meeting of PPI, at which time the Corporate Indemnity Policy was adopted. The full text of the Corporate Indemnity Policy is incorporated into the minutes from that meeting.

9. Pension Records

- Pension Benefit Calculation Worksheets prepared by Deloitte.
- Purdue’s Pension Plan Document.

Appendix A – Detailed List of Sources Relied Upon

10. Purdue Expense Reports

- Purdue’s T&E reports from Databasics from April 2011 through December 31, 2018, including individual line-items from expense reports and available supporting documentation.
- Purdue’s SAP account payable detail and available supporting documentation related to expense reimbursements from January 1, 2008 through December 31, 2018.
- Purdue’s Travel Policy and Procedures in effect during the years 2008 through 2018.
- Transaction detail related to Purdue’s cellular phone plan costs.
- Transaction detail related to Purdue’s fleet vehicle costs, personal service employees expenses and the reimbursements of such.

11. Meetings with employees of Purdue, PPI, Rhodes, TXP and One Stamford Realty

Title	Company	Category
Associate General Counsel	PPLP	Compensation, Legal, and Pension
Sr. Manager, Payroll Services	PPLP	Compensation
Controller	PPLP	Cash Distributions and Travel & Expense
Assistant Manager of Corporate Travel	PPLP	Travel & Expense
Director of Law Department Operations	PPLP	Legal
Director, Benefits and HRIS	PPLP	Pension
Associate Director, SG&A Finance	PPLP	Travel & Expense
Senior Vice President and Chief Financial Officer	PPLP and PPI	Cash Distributions, Compensation, Legal and Pension
Senior Legal Analyst	PPLP	Legal
Associate General Counsel	PPLP	Legal
Treasurer & Director Business Development Finance	PPLP	Cash Distributions
Vice President Finance	Rhodes	Cash Distributions
Associate Treasury Analyst	TXP	Fringe Benefits
Transactions and Compliance Manager	TXP	Cash Distributions
Director, Finance and Accounting	TXP	Cash Distributions, Compensation and Travel & Expense
Vice President of Finance for PRALP	TXP	Fringe Benefits
Associate Director, Tax	TXP	Cash Distributions
Accounting Services, Manager	TXP	Travel & Expense
Associate Director	One Stamford Realty	Fringe Benefits

AlixPartners

Appendix B - List of the Sackler Family Members

Appendix B - List of Sackler Family Members

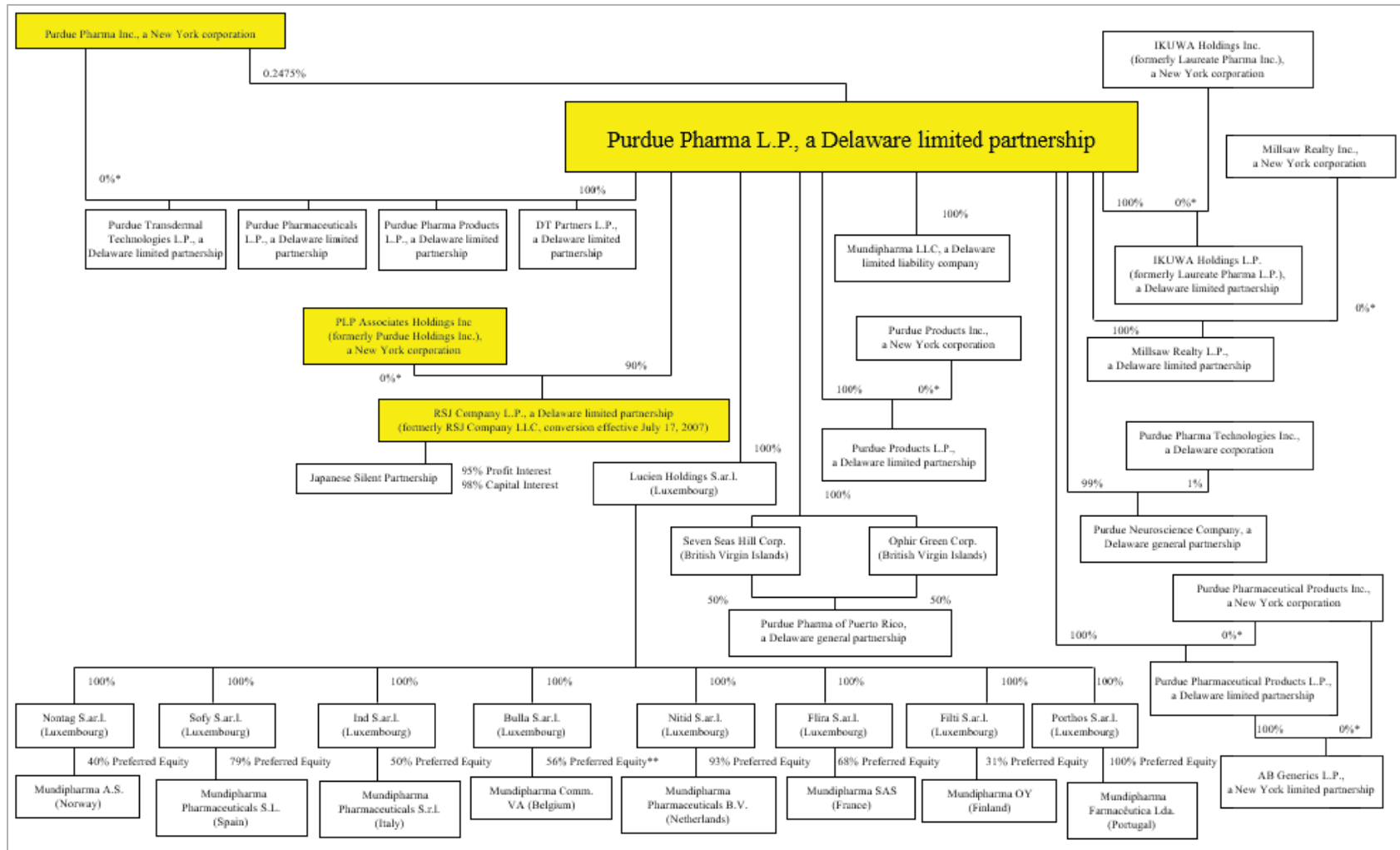
Name	Purdue Director Begin Date	Purdue Director End Date
Jonathan D. Sackler	10/2/1990	12/8/2018
Ilene Sackler Lefcourt	10/2/1990	10/9/2018
Kathe A. Sackler	10/2/1990	9/27/2018
Richard S. Sackler	10/2/1990	7/24/2018
Raymond R. Sackler	10/2/1990	7/17/2017
Mortimer D. Sackler	10/2/1990	3/24/2010
Mortimer D.A. Sackler	1/15/1993	1/16/2019
Theresa E. Sackler	1/15/1993	9/7/2018
Beverly Sackler	1/15/1993	10/17/2017
Samantha (Sackler) Hunt	1/15/1993	3/8/2003
David A. Sackler	7/19/2012	8/14/2018

Family Member	Relationship	Title at Purdue (if applicable)
Mark Sackler		Delphian Sales Manager
Karen Lefcourt-Taylor		Consultant
Jeffrey Lefcourt		Consultant
Marianna Sackler	Daughter of Richard S. Sackler	Consultant
Henry Sackler		
Miles Sackler		Summer Intern
Rebecca Sackler	Daughter of Richard S. Sackler	Consultant
Benjamin Shack-Sackler	Son of Kathe A. Sackler	Summer Intern
Julia Shack-Sackler	Daughter of Kathe A. Sackler	Summer Intern
Muriel Sackler	Wife of Mortimer D. Sackler	
Susan Sackler	Wife of Kathe A. Sackler	
Ben Taylor	Husband of Karen Lefcourt-Taylor	
Beth Sackler	Ex-wife of Richard S. Sackler	

AlixPartners

Appendix C - Purdue Organizational Charts and Ownership Structure

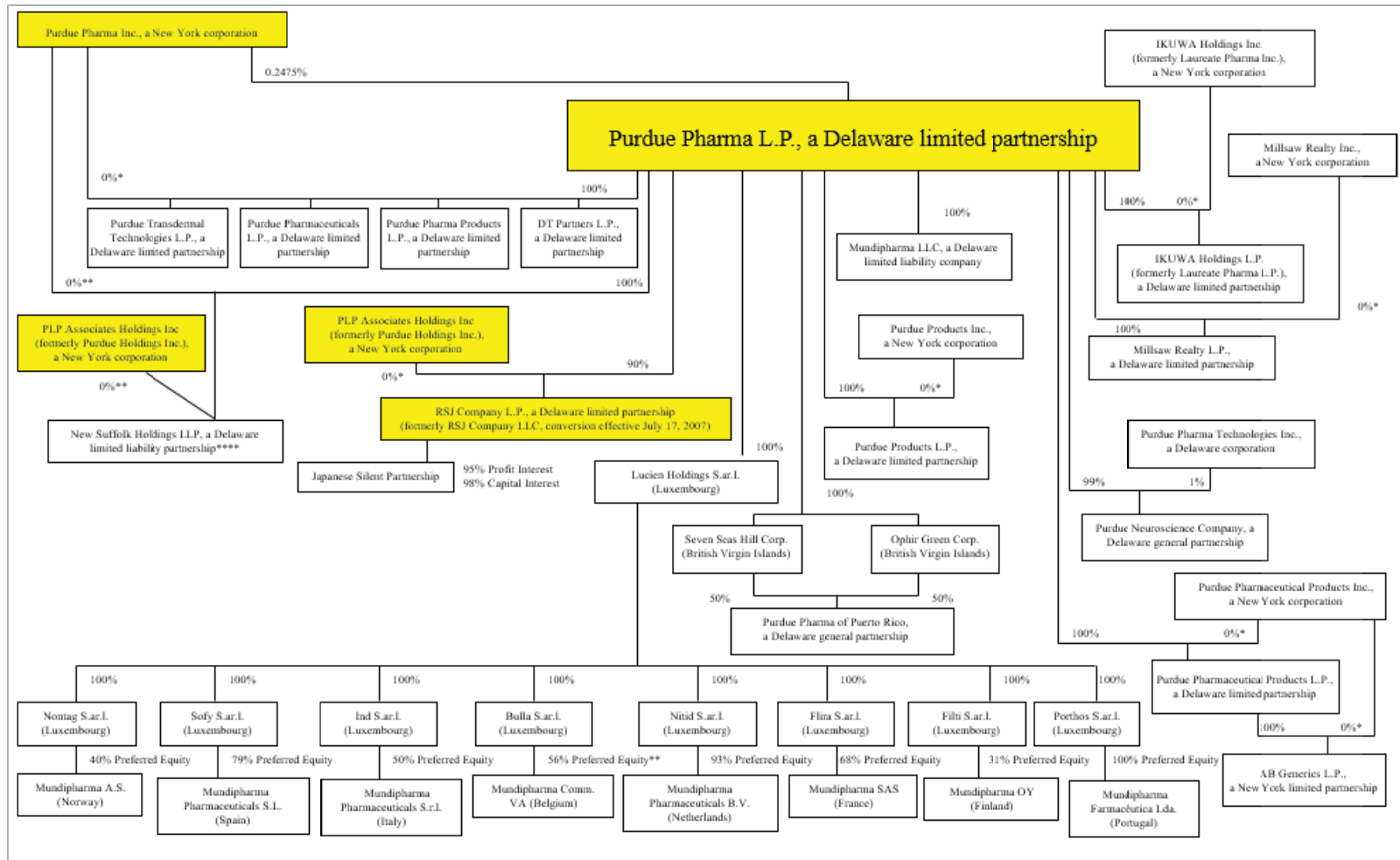
Appendix C - Purdue Pharma L.P. Subsidiaries, January 1, 2008 through February 14, 2008



* General Partner has no equity interest in L.P., rather the General Partner receives a service fee for acting as General Partner

** The preferred stock has been characterized as Preferred Stock A and Preferred Stock B. Bulla S ar l holds 100% of Preferred Stock A and Lymit Holdings S ar l holds 100% of Preferred Stock B. The percentages represent the total preferred stock

Appendix C - Purdue Pharma L.P. Subsidiaries, February 15, 2008 through December 31, 2008



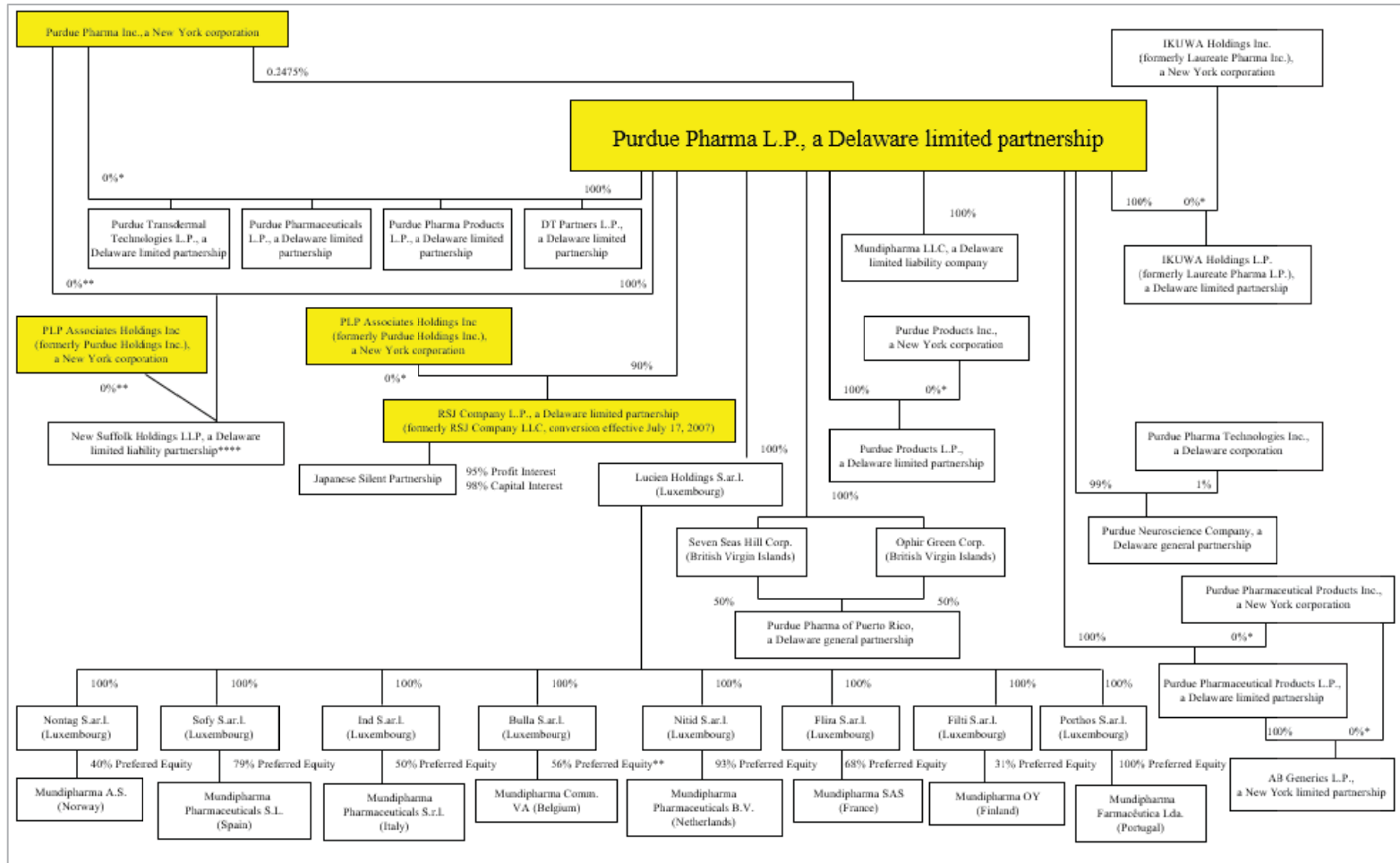
* General Partner has no equity interest in L.P., rather the General Partner receives a service fee for acting as General Partner

**Partner has no equity interest in LLP, rather the Partner receives a service fee for acting as a Partner

*** The preferred stock has been characterized as Preferred Stock A and Preferred Stock B Bulla S ar l holds 100% of Preferred Stock A and Lymit Holdings S ar l holds 100% of Preferred Stock B The percentages represent the total preferred stock

**** Effective as of January 1, 2008, New Suffolk Holdings LLP will invest up to €30.7 million as a silent partner in Mundipharma Vertriebsgesellschaft mBH & Co KG This silent partnership ends on December 31, 2030

Appendix C - Purdue Pharma L.P. Subsidiaries, January 1, 2009 through April 29, 2010



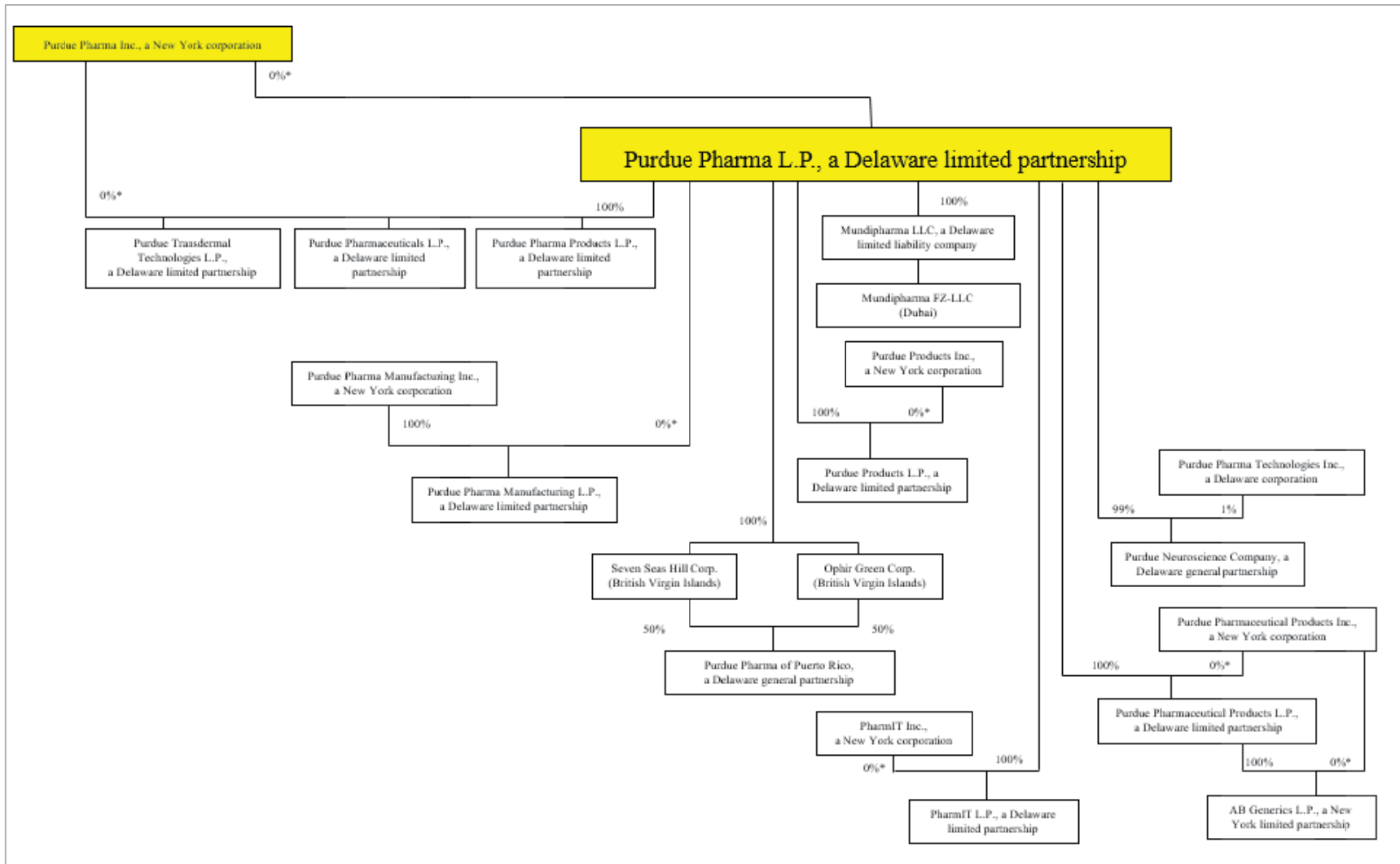
* General Partner has no equity interest in L.P., rather the General Partner receives a service fee for acting as General Partner

**Partner has no equity interest in LLP, rather the Partner receives a service fee for acting as a Partner

*** The preferred stock has been characterized as Preferred Stock A and Preferred Stock B. Bulla S ar l holds 100% of Preferred Stock A and Lymit Holdings S ar l holds 100% of Preferred Stock B. The percentages represent the total preferred stock

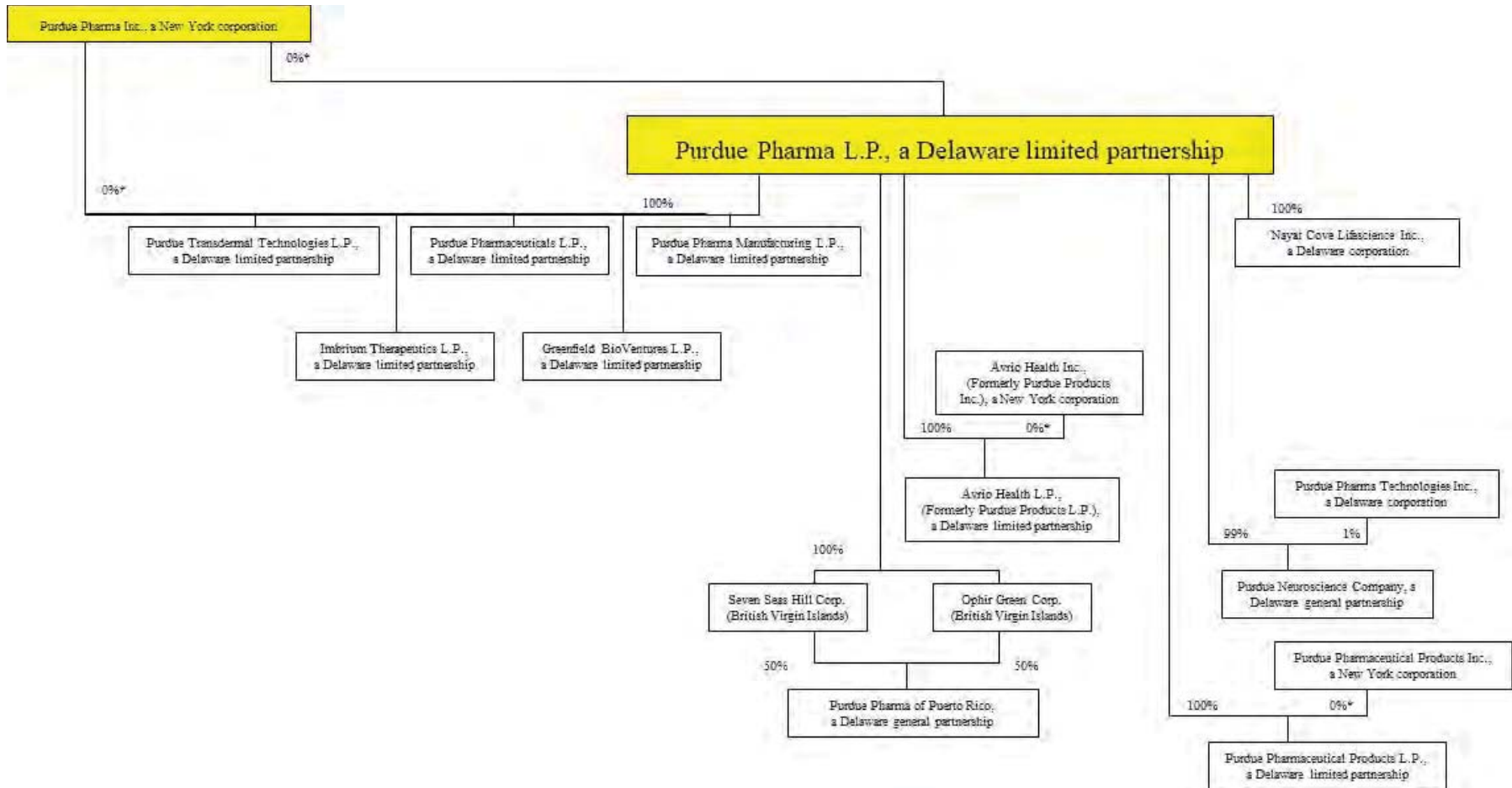
**** Effective as of January 1, 2008, New Suffolk Holdings LLP will invest up to €30.7 million as a silent partner in Mundipharma Vertriebsgesellschaft mbH & Co KG. This silent partnership ends on December 31, 2030

Appendix C - Purdue Pharma L.P. Subsidiaries, December 18, 2015 through November 20, 2017



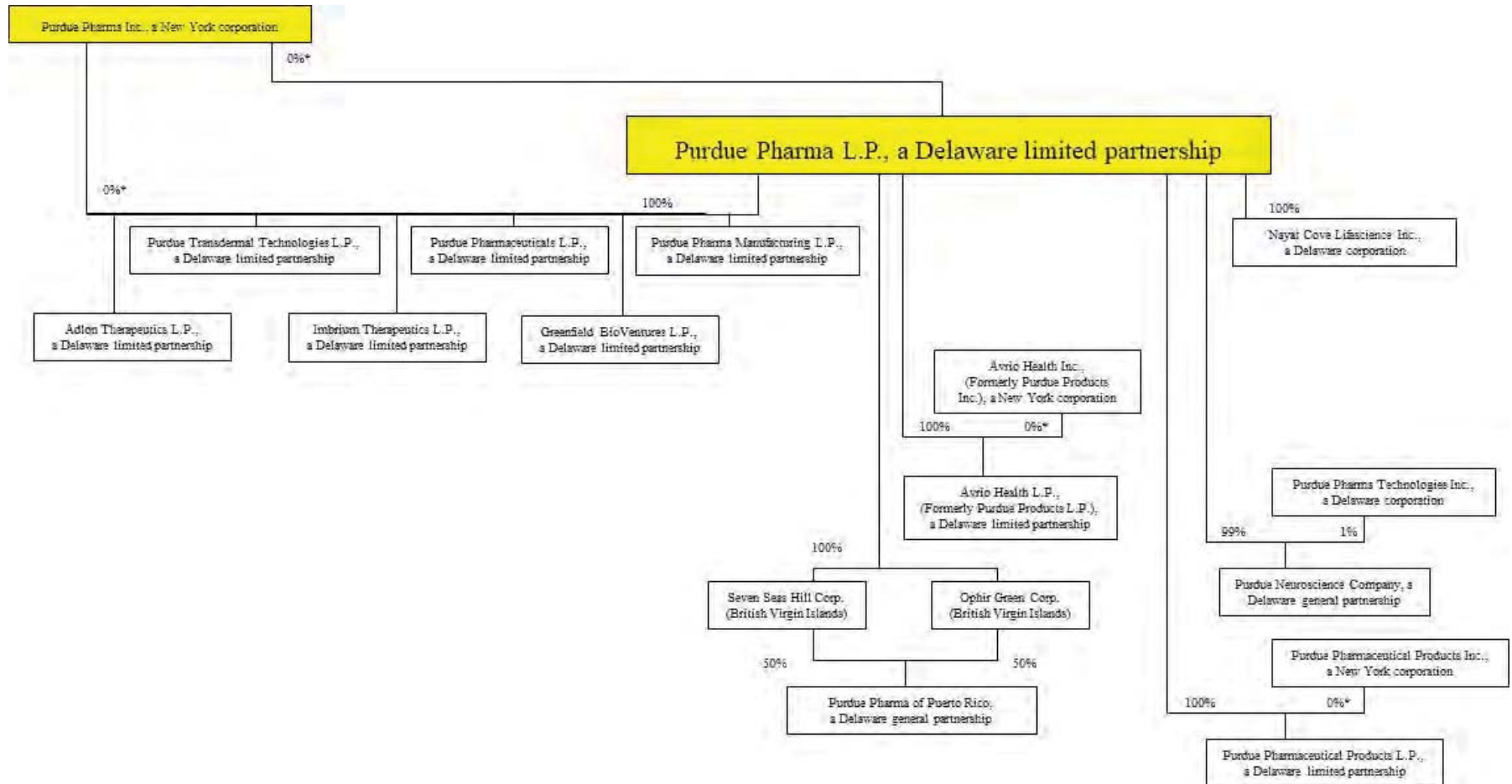
* General Partner has no equity interest in L.P., rather the General Partner receives a service fee for acting as General Partner

Appendix C - Purdue Pharma L.P. Subsidiaries, September 11, 2018 through October 29, 2018



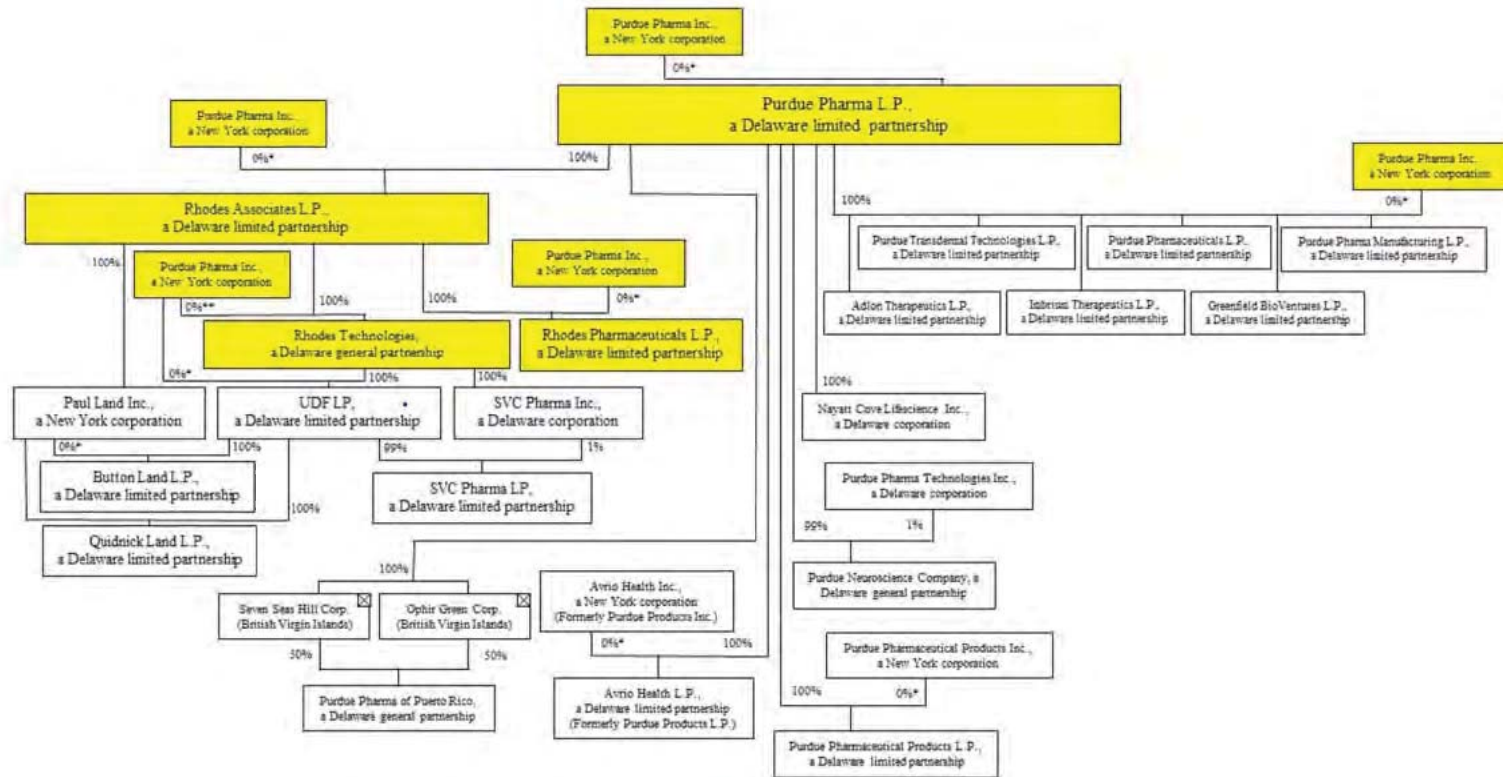
* General Partner has no equity interest in L.P., rather the General Partner receives a service fee for acting as General Partner

Appendix C - Purdue Pharma L.P. Subsidiaries, October 30, 2018 through May 27, 2019



* General Partner has no equity interest in L.P., rather the General Partner receives a service fee for acting as General Partner

Appendix C - Purdue Pharma L.P. Ownership and Subsidiaries, May 28, 2019 to Present

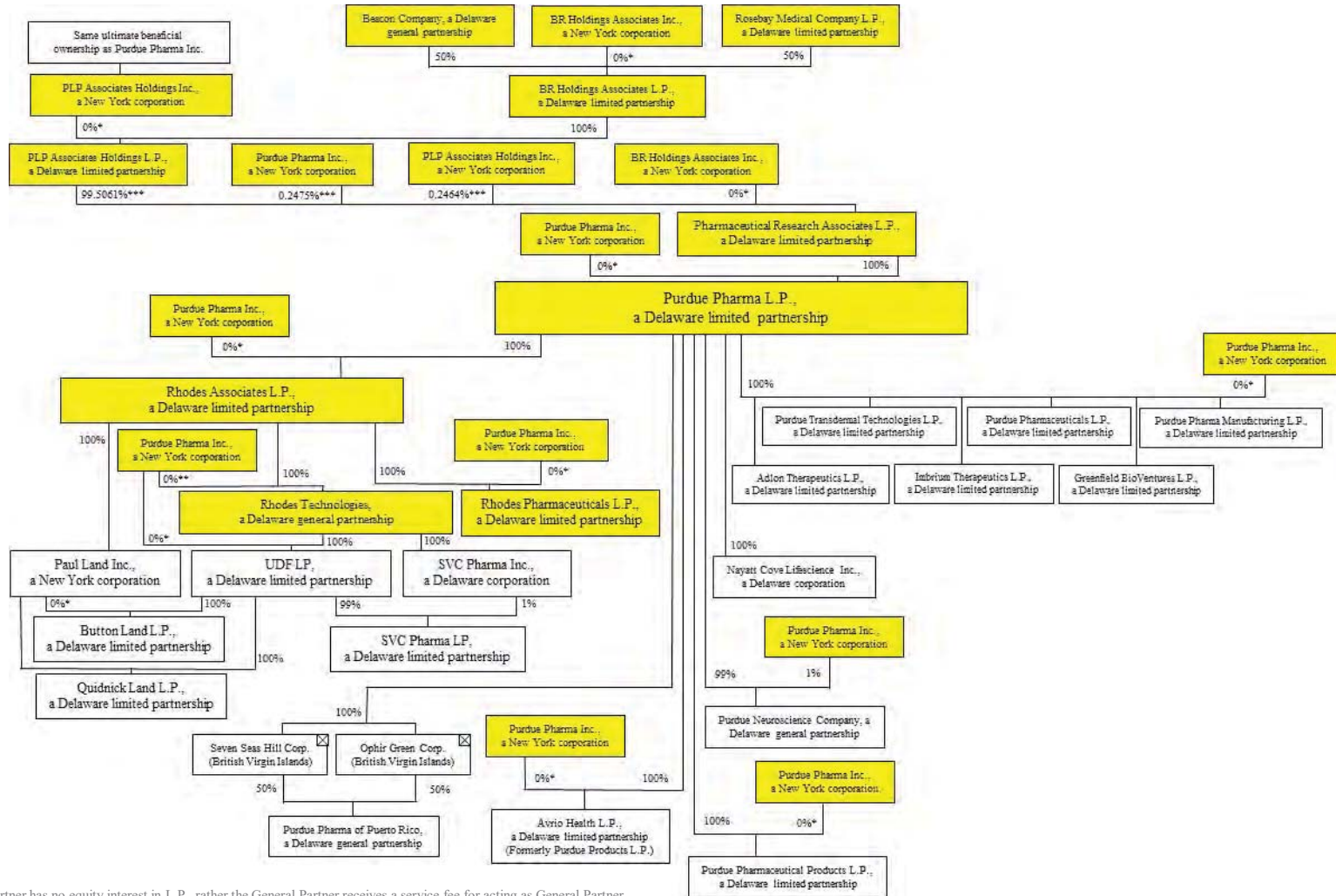


* General Partner has no equity interest in L.P., rather the General Partner receives a service fee for acting as General Partner

** Partner has no equity interest in LLP, rather the Partner receives a service fee for acting as a Partner

*** BR Holdings Associates Inc is the general partner of Pharmaceutical Research Associates L.P.; Purdue Pharma Inc., PLP Associates Holdings Inc and PLP Associates Holdings L.P. are the limited partners of Pharmaceutical Research Associates L.P.

Appendix C – Current Purdue Pharma L.P. Ownership and Subsidiaries



* General Partner has no equity interest in L.P., rather the General Partner receives a service fee for acting as General Partner

** Partner has no equity interest in LLP, rather the Partner receives a service fee for acting as a Partner

*** BR Holdings Associates Inc. is the general partner of Pharmaceutical Research Associates L.P.; Purdue Pharma Inc., PLP Associates Holdings Inc. and PLP Associates Holdings L.P. are the limited partners of Pharmaceutical Research Associates L.P.

AlixPartners

Appendix D – Purdue Company Names and SAP Account Information

Appendix D - Cash Distribution Testing Selections – Purdue’s SAP Company Names

Company Number	Company Name	Description
208	Purdue Pharma L.P.	
301	Purdue Pharma Inc.	General Partner of Purdue Pharma L.P.
401	PLP Associates Holdings L.P.	Limited Partner of Purdue Holdings L.P. (name changed in 2018 to PRA L.P.)
402	PLP Associates Holdings Inc.	General Partner of Purdue Holdings L.P. (name changed in 2018 to PRA L.P.)
408	RSJ Company L.P.	Limited Partner of Mudipharma KK (Japan)
413	BR Holdings Associates L.P.	Limited Partner of PLP Associates Holdings L.P.
414	BR Holdings Associates Inc.	General Partner of BR Holdings Associates L.P.
416	Purdue Holdings L.P. (name changed in 2018 to PRA L.P.)	Limited Partner of Purdue Pharma L.P.
NA	Rosebay Medical Company L.P.	Limited Partner of BR Holdings Associates L.P. (50%)
NA	Beacon Company	Limited Partner of BR Holdings Associates L.P. (50%)
NA	Mexcus Corporation	Affiliated Entity (Ex-US)
NA	Maltus Corporation	Affiliated Entity (Ex-US)
NA	Mundipharma KK	Affiliated Entity (Ex-US)
NA	Clovio Corp.	Affiliated Entity (Ex-US)
NA	Lucien Holdings S.ar.l.	Affiliated Entity (Ex-US)

Note: The books and records for these entities are not maintained in the same SAP accounting system as Purdue.

Appendix D - Cash Distribution Testing Selections – Purdue’s SAP Account Descriptions

SAP Number	Account Type	SAP “Short Text”
100010	Asset - Cash	Cash Concentration
102208	Due from Associated Company	Purdue Pharma L.P.
102301	Due from Associated Company	Purdue Pharma Inc.
102401	Due from Associated Company	PLP Assoc Holdings
102413	Due from Associated Company	BR Holdings Assoc L.P.
102416	Due from Associated Company	Purdue Holdings L.P.
107401	Long Term Asset	Invest. PLP Asc. Hold
107204	Long Term Asset	Invest - Purdue
107408	Long Term Asset	Invest. RSJ Com LLC
107416	Long Term Asset	Invest – PH L.P.

For a complete listing of account numbers and names maintained in the same SAP accounting system as Purdue refer to the excel file named Financial Tables.xlsx.

Appendix D - Cash Distribution Testing Selections – Purdue’s SAP Account Descriptions

SAP Number	Account Type	SAP “Short Text”	Description
302042	Equity Account	Dist #42 PP Inc	Distribution to Purdue Pharma Inc.
302045	Equity Account	Dist #45 PH L.P.	Distribution to Purdue Holdings L.P.
302044	Equity Account	Dist #44 PLPAH L.P.	Distribution to PLP Associates Holdings Inc.
302032	Equity Account	Capital #32 Dist BR	Distribution to BR Holdings Associates L.P.
1018449	Vendor	BEACON TRUST COMPANY	SAP Number = Vendor Number
1004240	Vendor	UNITED STATES TREASURY	SAP Number = Vendor Number
1032548	Vendor	CLOVIO CORP	SAP Number = Vendor Number
1019140	Vendor	LUCIEN HOLDINGS SARL	SAP Number = Vendor Number
1016497	Vendor	ROSEBAY MEDICAL COMPANY LP	SAP Number = Vendor Number
1029154	Vendor	BEACON CO	SAP Number = Vendor Number
1033027	Vendor	MALTUS CORPORATION	SAP Number = Vendor Number
1033026	Vendor	MEXCUS CORPORATION	SAP Number = Vendor Number

For a complete listing of account numbers and names maintained in the same SAP accounting system as Purdue refer to the excel file named Financial Tables.xlsx.

Appendix D - SAP Screenshot Guide for Purdue

Document Number: Unique transaction identification number.

Document Date: Date on which the original document (such as an invoice) was issued.

Company Code: Identifies the entity where the transaction is entered.

Text: Field where a description for the transaction can be provided (not required).

Posting Date: Date on which the entry was created.

Account: Identifies the general ledger accounts that are impacted by the transaction.

Account: Value of the transaction.

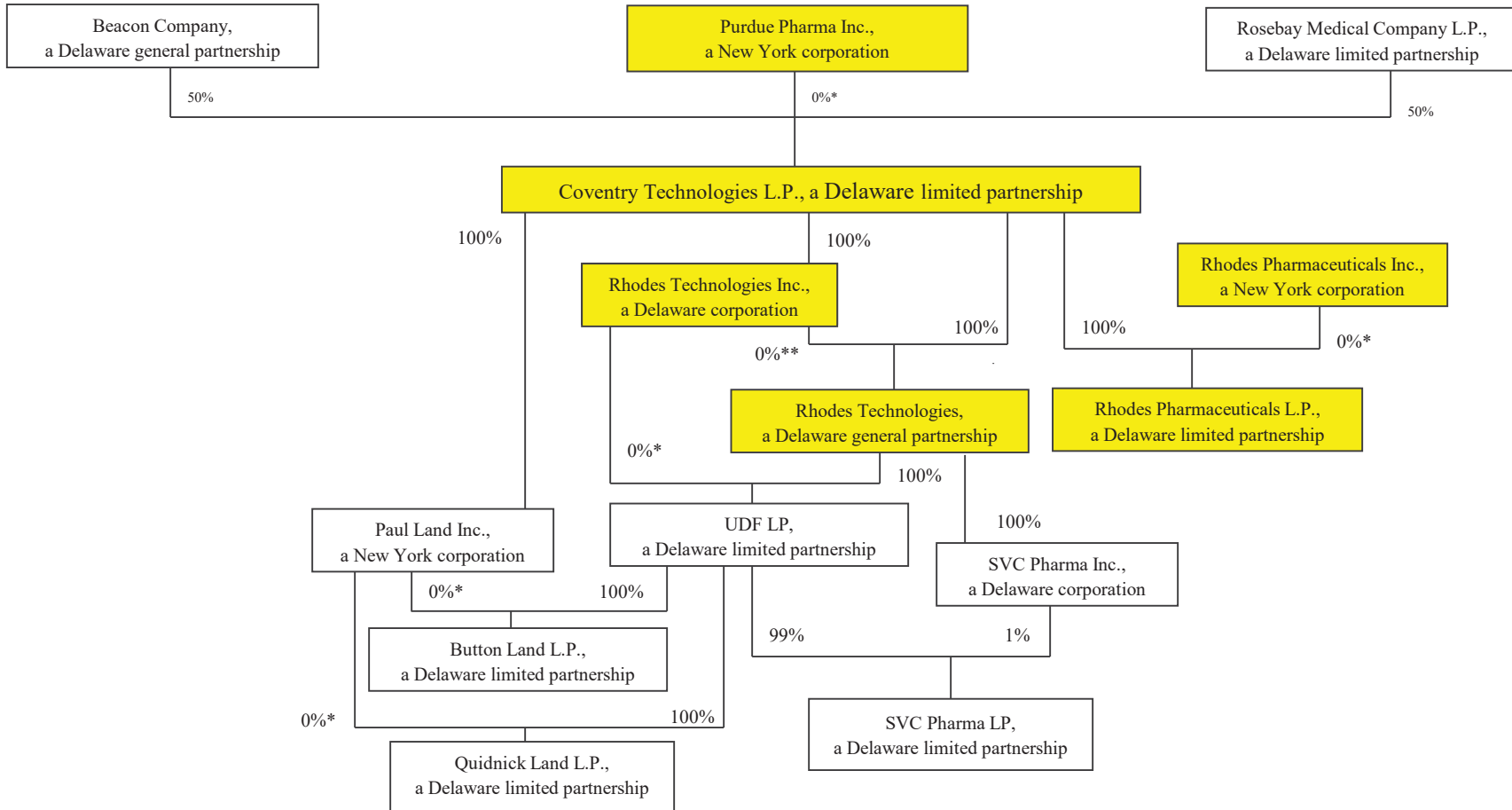
Doc.Type	SA (G/L account document) Normal document				
Doc. Number	100050281	Company Code	208	Fiscal Year	2009
Doc. Date	17.03.2009	Posting Date	16.03.2009	Period	03
Calculate Tax	<input type="checkbox"/>				
Doc. Currency	USD				
Doc. Hdr Text	CTW 03102009 to 03162009				

Itm	PK	Account	Account short text	Cost Ctr	Profit Ctr	Order	Tx	Amount	Text
176	50	100010	Cash Concentration		GEN			500.000,00-	I/C PPLP TO PURDUE PHARMA TECHNOLOGIES, INC.
177	50	100010	Cash Concentration		GEN			497.457,00-	FUNDING to PURDUE PHARMA, INC.
178	50	100010	Cash Concentration		GEN			495.264,00-	FUNDING to PLP ASC. HOLDINGS, INC.
179	50	100110	Lockbox Clearing		GEN			467.234,06-	AR LOCKBOX

AlixPartners

Appendix E – Rhodes Organizational Charts and Ownership Structure

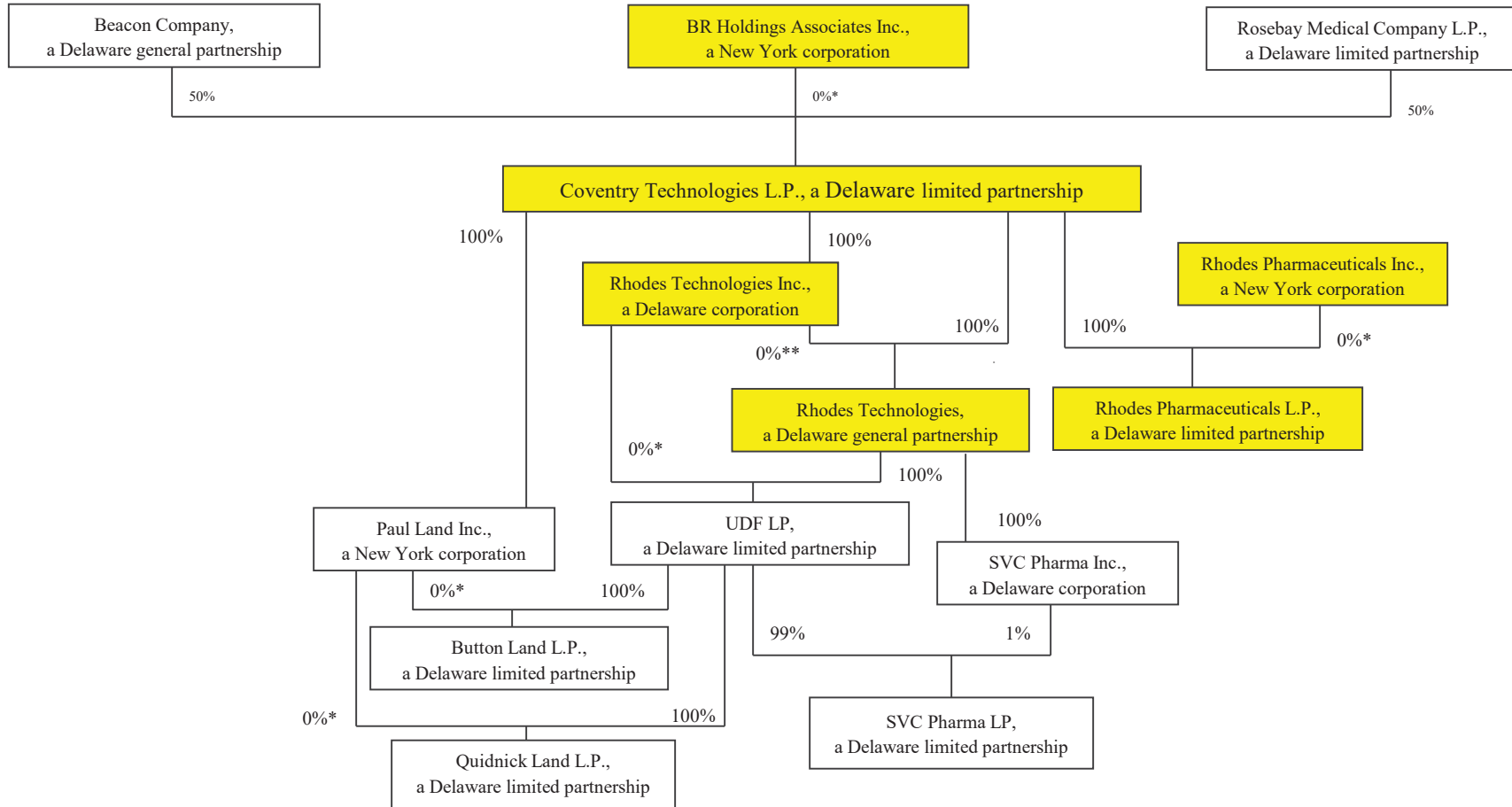
Appendix E – Rhodes Ownership and Subsidiaries Effective January 1, 2008 through August 19, 2018



*General Partner has no equity interest in L P , rather the General Partner receives a service fee for acting as General Partner

**Managing General Partner has no equity interest in G P , rather the Managing General Partner receives a service fee for acting as Managing General Partner

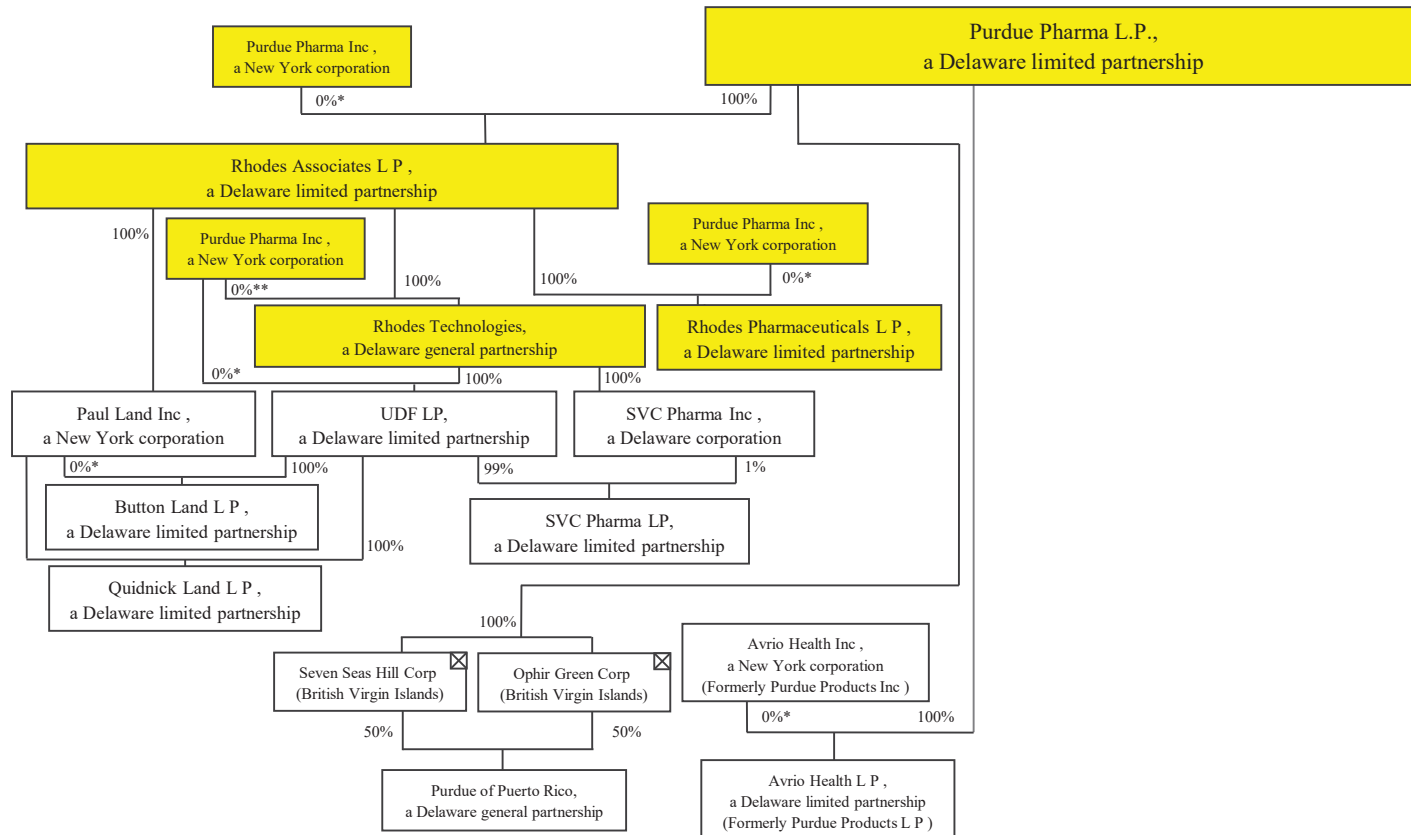
Appendix E – Rhodes Ownership and Subsidiaries Effective August 20, 2018 through May 27, 2019



*General Partner has no equity interest in L P , rather the General Partner receives a service fee for acting as General Partner

**Managing General Partner has no equity interest in G P , rather the Managing General Partner receives a service fee for acting as Managing General Partner

Appendix E – Rhodes Ownership and Subsidiaries Effective May 28, 2019 to Present



* General Partner has no equity interest in L P , rather the General Partner receives a service fee for acting as General Partner

** Partner has no equity interest in LLP; rather the Partner receives a service fee for acting as a Partner

*** BR Holdings Associates Inc is the general partner of Pharmaceutical Research Associates L P ; Purdue Pharma Inc , PLP Associates Holdings Inc and PLP Associates Holdings L P are the limited partners of Pharmaceutical Research Associates L P

AlixPartners

Appendix F - Rhodes Company Names and SAP Account Information

Appendix F - Rhodes Cash Distribution and Capital Contribution Testing Selections – SAP Company Names

Company Number	Company Name	Description
208	Purdue Pharma L.P.	
227	Rhodes Technologies	
230	Coventry Technologies L.P.	
250	Rhodes Pharmaceuticals L.P.	
301	Purdue Pharma Inc.	General Partner of Purdue Pharma L.P.
401	PLP Associates Holdings L.P.	Limited Partner of Purdue Holdings L.P. (name changed in 2018 to PRA L.P.)
402	PLP Associates Holdings Inc.	General Partner of Purdue Holdings L.P. (name changed in 2018 to PRA L.P.)
413	BR Holdings Associates L.P.	Limited Partner of PLP Associates Holdings L.P.
414	BR Holdings Associates Inc.	General Partner of BR Holdings Associates L.P.
416	Purdue Holdings L.P. (name changed in 2018 to PRA L.P.)	Limited Partner of Purdue Pharma L.P.
NA	Rosebay Medical Company L.P.	Limited Partner of BR Holdings Associates L.P (50%)
NA	Beacon Company	Limited Partner of BR Holdings Associates L.P (50%)

Note: The books and records for these entities are not maintained in the same SAP accounting system as Purdue and Rhodes.

For a complete listing of company numbers and names maintained in the same SAP accounting system as Purdue and Rhodes refer to the excel file named Financial Tables.xlsx.

Appendix F - Rhodes Cash Distribution and Capital Contribution Testing Selections – SAP Account Descriptions

SAP Number	Account Type	SAP "Short Text"
100010	Asset - Cash	Cash Concentration
102208	Due from Associated Company	Purdue Pharma L.P.
102227	Due from Associated Company	Rhodes Technologies
102230	Due from Associated Company	Coventry Technologies LLC
102250	Due from Associated Company	Rhodes Pharmaceuticals LP
102301	Due from Associated Company	Purdue Pharma Inc.
102401	Due from Associated Company	PLP Assoc Holdings
102413	Due from Associated Company	BR Holdings Assoc L.P.
102416	Due from Associated Company	Purdue Holdings L.P.
107401	Long Term Asset	Investment PLP Associates Holding LP

For a complete listing of account numbers and names maintained in the same SAP accounting system as Purdue and Rhodes refer to the excel file named Financial Tables.xlsx.

Appendix F - Rhodes Cash Distribution and Capital Contribution Testing Selections – SAP Account Descriptions

SAP Number	Account Type	SAP "Short Text"
107204	Long Term Asset	Investment Purdue
107416	Long Term Asset	Investment in Purdue Holdings LP
301026	Equity Account	Capital #26 Contribution Reigo Company
301027	Equity Account	Capital #27 Distribution Rosebay
302026	Equity Account	Capital #26 Distribution Beacon Company
302042	Equity Account	Distribution #42 Purdue Pharma Inc.
302045	Equity Account	Distribution #45Purdue Holdings LP
302044	Equity Account	Distribution #44 PLP Assoc. Holdings LP
302032	Equity Account	Capital #32 Distribution BR
1016497	Vendor	ROSEBAY MEDICAL COMPANY LP
1029154	Vendor	BEACON CO

For a complete listing of account numbers and names maintained in the same SAP accounting system as Purdue and Rhodes refer to the excel file named Financial Tables.xlsx.

Appendix F - SAP Screenshot Guide for Rhodes Technologies

Document Number: Unique transaction identification number.

Document Date: Date on which the original document (such as an invoice) was issued.

Company Code: Identifies the entity where the transaction is entered.

Text: Field where a description for the transaction can be provided (not required).

Doc.Type : SA (G/L account document) Normal document					
Doc. Number	100029607	Company Code	227	Fiscal Year	2011
Doc. Date	12/12/2011	Posting Date	12/08/2011	Period	12
Calculate Tax	<input type="checkbox"/>				
Doc. Currency	USD				
Doc. Hdr Text	CTW 12062011 to 12082011				

Itm	PK	Account	Account short text	Cost Ctr	Profit Ctr	Order	Tx	Amount	Text
1	40	102230	Coventry Tech. LLC		GEN			25,000,000.00	FUNDING to COVENTRY TECHNOLOGIES LLC
2	40	201150	Payroll Suspense		GEN			802,328.85	PAYROLL PAYMENT
3	40	100040	Chase Control ZBA		GEN			191,806.91	CONTROL DISBURSEMENT ACCOUNT FUNDING
4	40	100040	Chase Control ZBA		GEN			106,816.54	CONTROL DISBURSEMENT ACCOUNT FUNDING
5	40	100040	Chase Control ZBA		GEN			10,894.94	CONTROL DISBURSEMENT ACCOUNT FUNDING
6	40	100010	Cash Concentration		GEN			357.09	MISCELLANEOUS BANK DEPOSIT
7	50	100010	Cash Concentration		GEN			25,000,000.00-	FUNDING to COVENTRY TECHNOLOGIES LLC

Posting Date: Date on which the entry was created.

Account: Identifies the general ledger accounts that are impacted by the transaction.

Account: Value of the transaction.

AlixPartners

XII. Disclaimer and Statement of Limiting Conditions

XII. Disclaimer and Statement of Limiting Conditions

This Cash Transfers of Value Report and the related analysis has been prepared at the direction of the Special Committee and Counsel. THIS CASH TRANSFERS OF VALUE REPORT IS NOT INTENDED TO BE RELIED UPON BY ANY PARTY OTHER THAN PURDUE, PPI, RHODES, THE SPECIAL COMMITTEE OR COUNSEL, OR INDUCE ACTION BY ANY PARTY.

The information contained herein is based upon financial and other data provided to AlixPartners by Counsel, the management and staff of Purdue, PPI, Rhodes, TXP and One Stamford Realty, and publicly available information, which was available and reviewed as of the date of this Cash Transfers of Value Report. The depth of the analyses may be limited in some respects due to the extent and sufficiency of available information. AlixPartners further relied on the assurance of Counsel and management and staff of Purdue, PPI, Rhodes, TXP and One Stamford Realty that they were unaware of any facts that would make the information provided to AlixPartners incomplete or misleading. In preparing this Cash Transfers of Value Report, AlixPartners has assumed, without any independent verification, the accuracy and completeness of all information available from public sources, Counsel, Purdue, PPI, Rhodes, TXP and One Stamford Realty or which was otherwise provided to us.

AlixPartners has not subjected the information contained herein to an examination in accordance with generally accepted auditing or attestation standards. Had AlixPartners performed such an examination, certain matters might have come to our attention that may have caused us to report different findings and observations herein. Accordingly, AlixPartners cannot and does not express an opinion on the information and does not assume any responsibility for the accuracy or correctness of the underlying financial or other data, information and assessments upon which this Cash Transfers of Value Report is based. The analysis performed was on a "level-of-effort" basis; that is, the depth of our analyses and extent of our authentication of the information may be limited in some respects due to the extent and sufficiency of available information, time constraints dictated by the circumstances, and other factors. Additionally, AlixPartners is not licensed to provide legal advice. Accordingly, nothing in this Cash Transfers of Value Report should be construed as legal advice or opinion.

Many of the observations included in this Cash Transfers of Value Report are based upon representations, both written and verbal, made by Counsel and employees of Purdue, PPI, Rhodes, TXP and One Stamford Realty. We give no assurances as to the accuracy of these representations and are not responsible whatsoever for misrepresentations made, if any. Information in this Cash Transfers of Value Report is non-public and considered highly confidential by Counsel and Purdue. Amounts included throughout this Cash Transfers of Value Report represent approximates and may include rounding differences.

This Cash Transfers of Value Report is incomplete without AlixPartners's accompanying verbal presentation and is based on the information and documents reviewed as of the date of this Cash Transfers of Value Report, and review of any additional documents may change the information included herein. The information in this Cash Transfers of Value Report reflects conditions and the views of AlixPartners as of this date, all of which are subject to change. AlixPartners undertakes no obligation to update or provide any revisions to this Cash Transfers of Value Report to reflect events, circumstances or changes that occur after the date this Cash Transfers of Value Report was prepared. Neither this Cash Transfers of Value Report nor any of its contents may be copied, reproduced, disseminated, quoted or referred to in any presentation, agreement or document with or without attribution to AlixPartners.

AlixPartners

WHEN IT REALLY MATTERS.

Exhibit B

JOSEPH HAGE AARONSON LLC

485 LEXINGTON AVENUE
NEW YORK, NEW YORK 10017
(212) 407-1200
www.jha.com

GREGORY P. JOSEPH
DIRECT DIAL: (212) 407-1210
DIRECT FAX: (212) 407-1280
EMAIL: gjoseph@jhany.com

December 18, 2020

The Honorable Carolyn B. Maloney
Chairwoman
House of Representatives Committee
on Oversight and Reform
2157 Rayburn House Office Building
Washington, DC 20515

Dear Chairwoman Maloney:

I represent David Sackler, who testified before the Committee on December 17, 2020 (the “Hearing”). In accordance with the Committee’s practice, as reflected in the Committee’s press release of March 13, 2019, issued by your predecessor, Chairman Elijah E. Cummings (<https://oversight.house.gov/news/press-releases/cummings-responds-to-letter-from-cohen-s-attorney-clarifying-pardon-testimony>), Mr. Sackler wishes to clarify one answer he gave at the Hearing. At page 23 of the Hearing transcript, you asked Mr. Sackler: “How much of your family’s wealth is currently in foreign bank accounts?” Mr. Sackler answered: “Of our family’s wealth? I don’t believe—very small amount if any.” Please note that Mr. Sackler’s reference to “our family” was to the Raymond Sackler family.

Respectfully submitted,

Gregory P. Joseph

cc: The Honorable James R. Comer, Ranking Member