

**WHITE HOUSE
COVID-19
SUPPLY CHAIN TASK FORCE
RADM John P. Polowczyk**

Introduction:

The demand estimates are at the high end of expectations to ensure medical workers, first responders, etc. do not go without necessary PPE during a future pandemic or Natural disasters.

Included:

- “Our high end demand estimates” informed by:
 - Interagency analyses
 - Industry estimates
 - Historical demand data from industry and best available data from six major U.S. medical-surgical distributors
 - Historical manufacturing data
 - Exclusive of SNS needs
 - Steadily declining COVID hospitalization rates should reduce daily hospital PPE usage, but demand through summer may remain constant as hospitals and states replenish stockpiles, and to meet reopening requirements.
- “Estimated monthly production” informed by:
 - For N95 respirators: actual figures from 3M, Owens and Minor, Honeywell, Moldex, and Prestige Ameritech
 - For surgical masks, gloves, face shields, gowns: estimates calculated from the actuals and reported production percentages
 - Estimated overseas production are produced overseas and distributed domestically to satisfy requirements
 - Non- traditional suppliers estimated impact on production
 - Battelle decontamination methods can lengthen the useful life of a N95 mask
 - Historical manufacturing data
- “Delivered- provided by Big 6” informed by:
 - Best available distribution data of six major U.S. medical-surgical distributors
 - Big 6 Distributors makes up 90% of the U.S. medical-surgical distributors
 - Delivered – provided by Big 6” includes Air Bridge, other FEMA procurements, and the recent nursing home deliveries
 - Also accounted for in addition to deliveries:
 - Non- traditional suppliers for face shields
 - Boeing, Ford, Universities, etc.
 - Reusable gowns estimated shipments

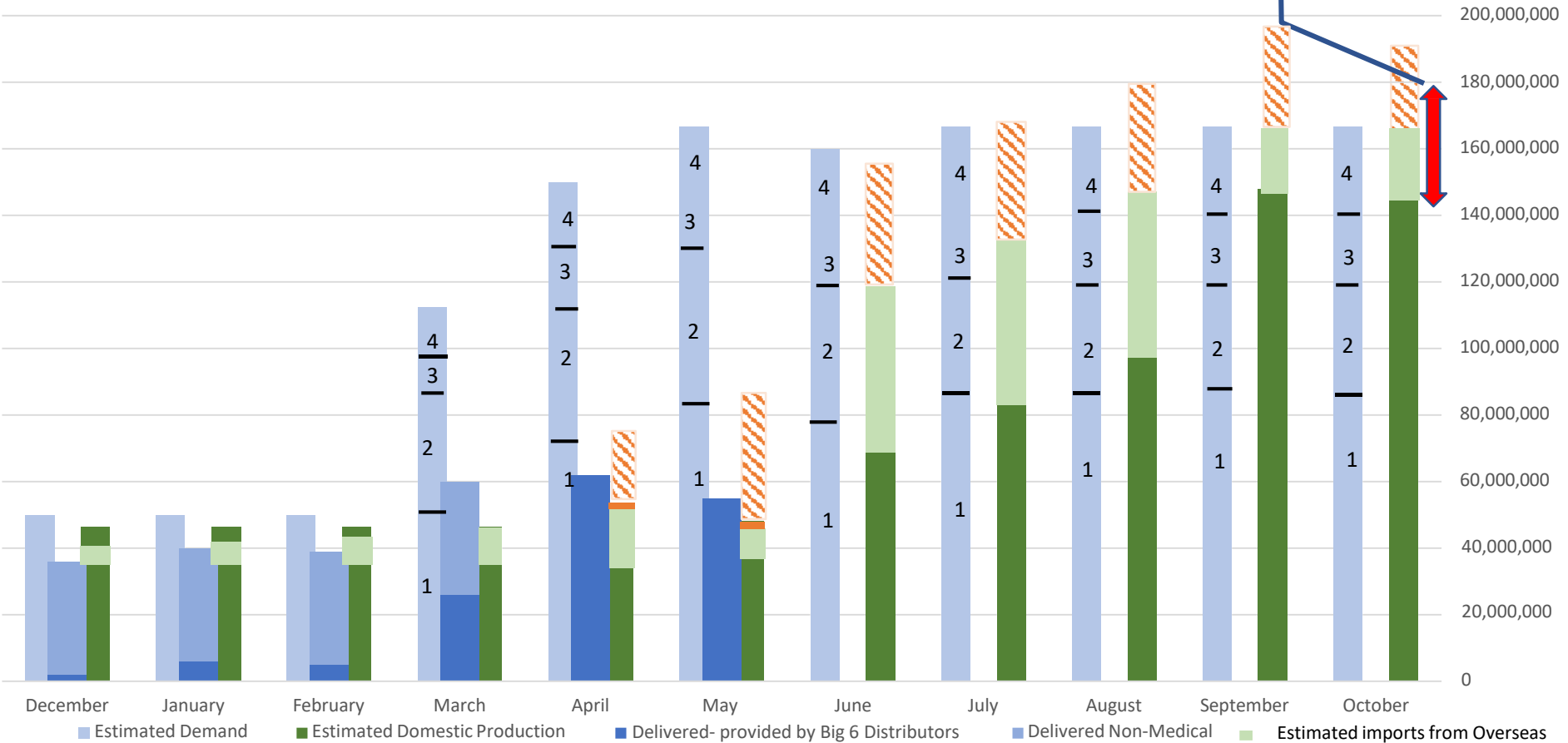
Not included in delivered data:

- Procurements by states
- Commercial donations
- Distribution data of other medical-surgical distributors
- Direct shipments from manufacturers

N95

PREDECISIONAL & DELIBERATIVE

Estimated Domestic Production growth to 180M Winter 2020

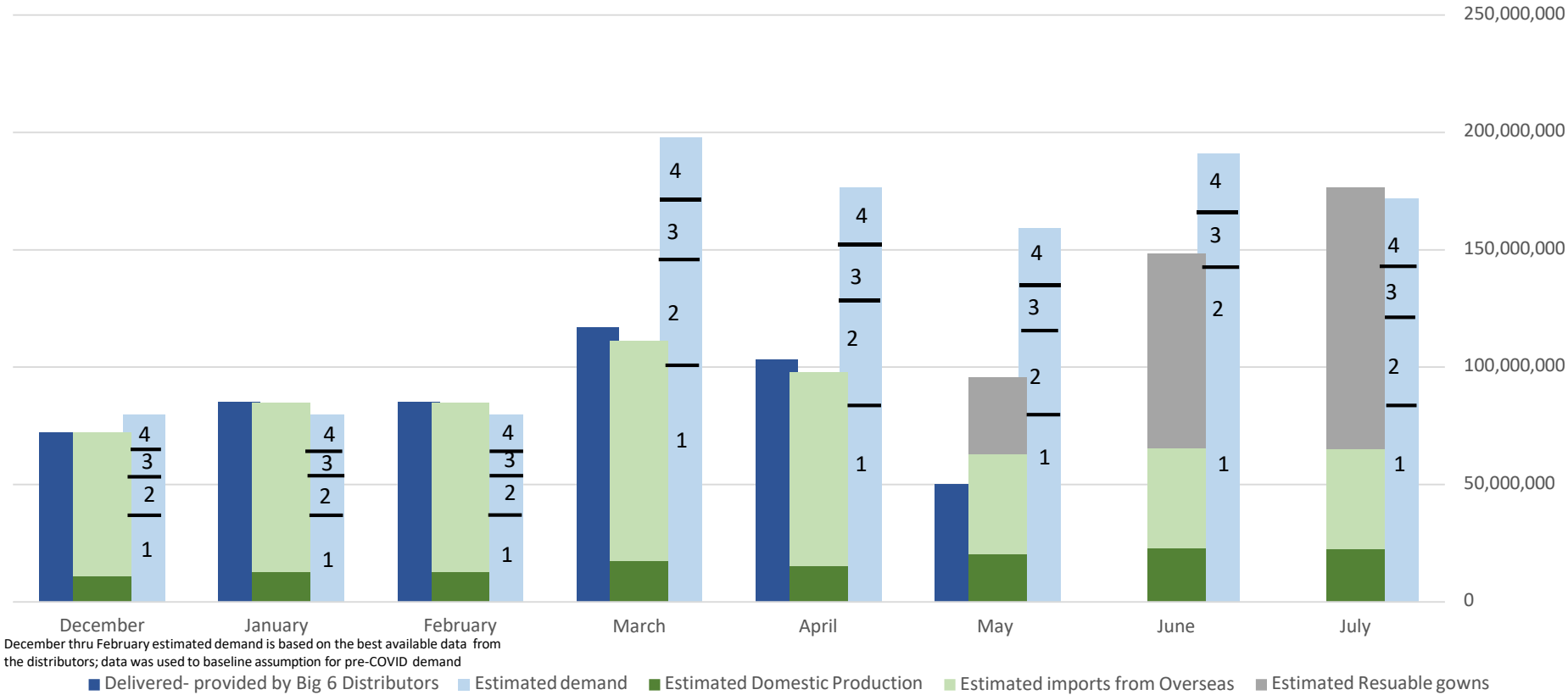


- December thru March deliveries includes non-medical
- March (delivered) includes SNS push of 12M
- April (delivered) includes 20M DoD donated masks
- Battelle decontamination methods can lengthen the useful life of a N95 mask
- Projected production capacity of Battelle System
- Does not include commercial donations or state bought PPE
- June, July, and August includes estimated 55M N95s per month from 3M China
- March, April, May demand shortages were mitigated through state buys and donations, but the Task Force did not have reliable data on these alternative methods

- Approx. percentages
1. Hospitals
 2. Long-term Care
 3. First Responders
 4. Other (Ex: Non-healthcare: janitorial services laboratories, correctional facilities)
 5. laboratories, correctional facilities)

Gowns

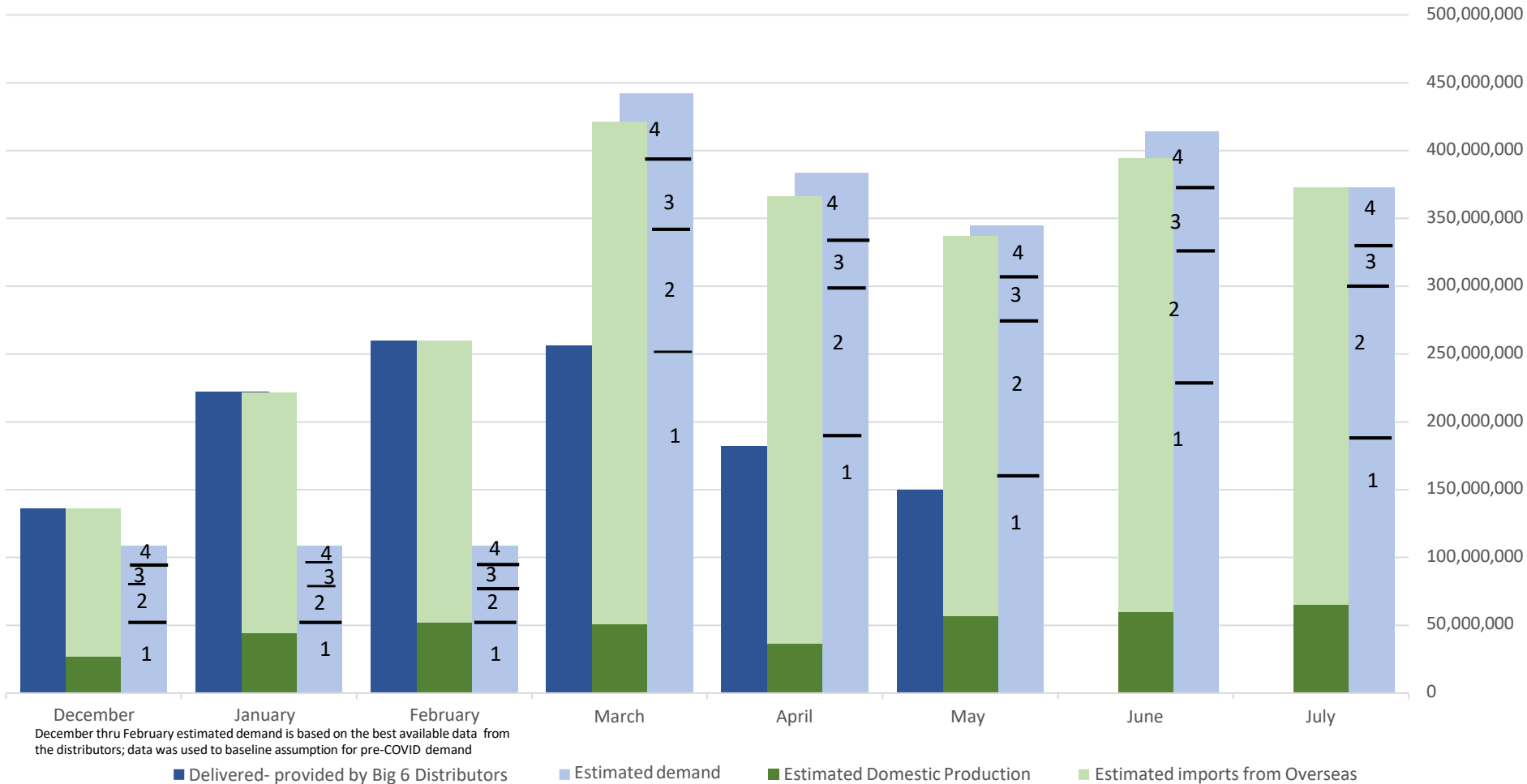
**PREDECISIONAL &
DELIBERATIVE**



- March (delivered) includes SNS push of 4.5M
- June: estimated demand subject to fluctuation
- The demand for gowns outpaces current US manufacturing capabilities.
- May, June and July may be reduced as reusable gowns enter and are accepted by medical community

- Approx. percentages
1. Hospitals
 2. Long-term Care
 3. First Responders
 4. Other (Ex: Non-healthcare: janitorial services laboratories, correctional facilities)

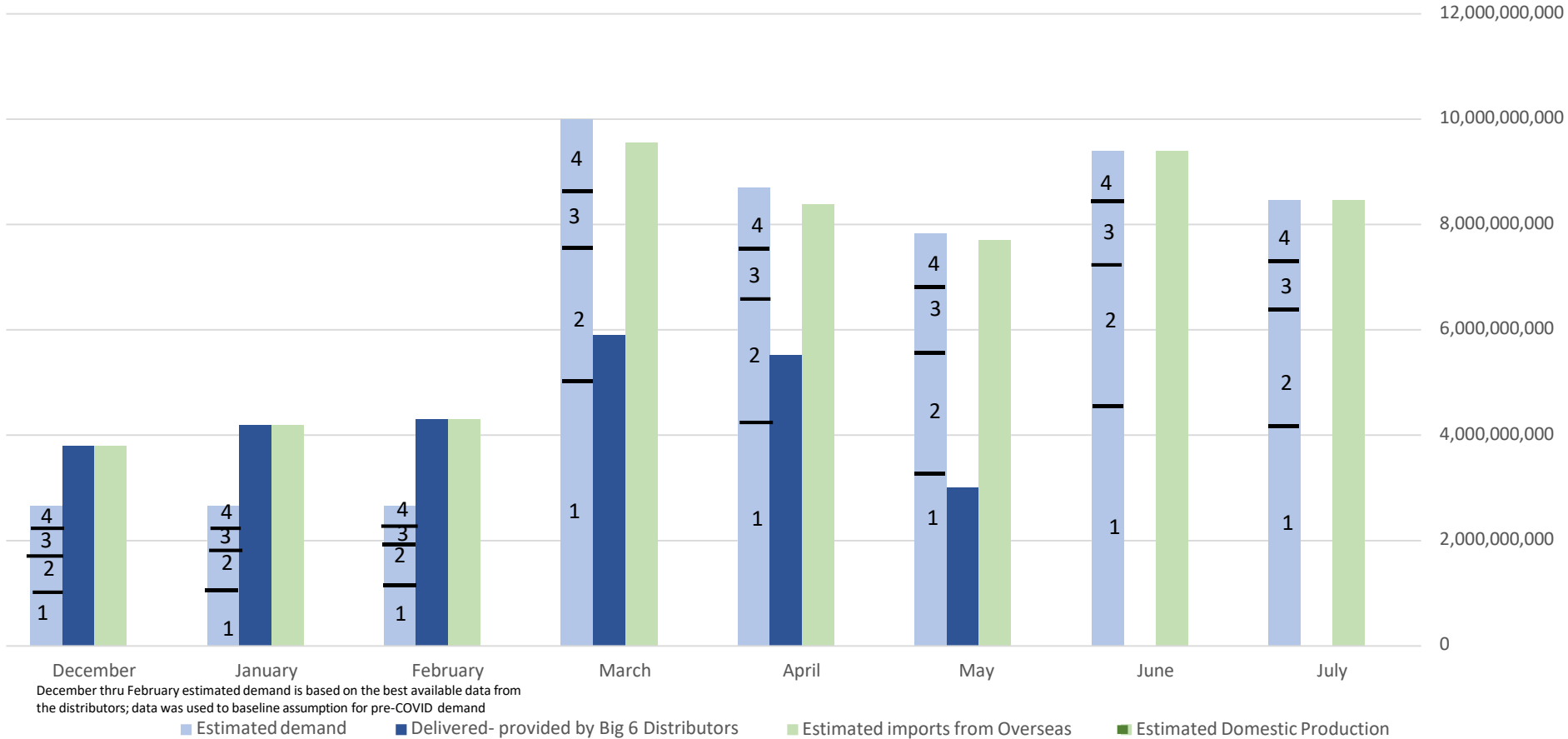
Surgical Masks



- March (delivered) includes SNS push of 27M
- June: estimated demand subject to fluctuation
- The demand for surgical masks outpaced current US manufacturing capabilities pre-COVID.
- Month-over-month changes in demand can be attributed to the use of other face coverings

- Approx. percentages
1. Hospitals
 2. Long-term Care
 3. First Responders
 4. Other (Ex: Non-healthcare: janitorial services, laboratories, correctional facilities)

Nitrile Gloves



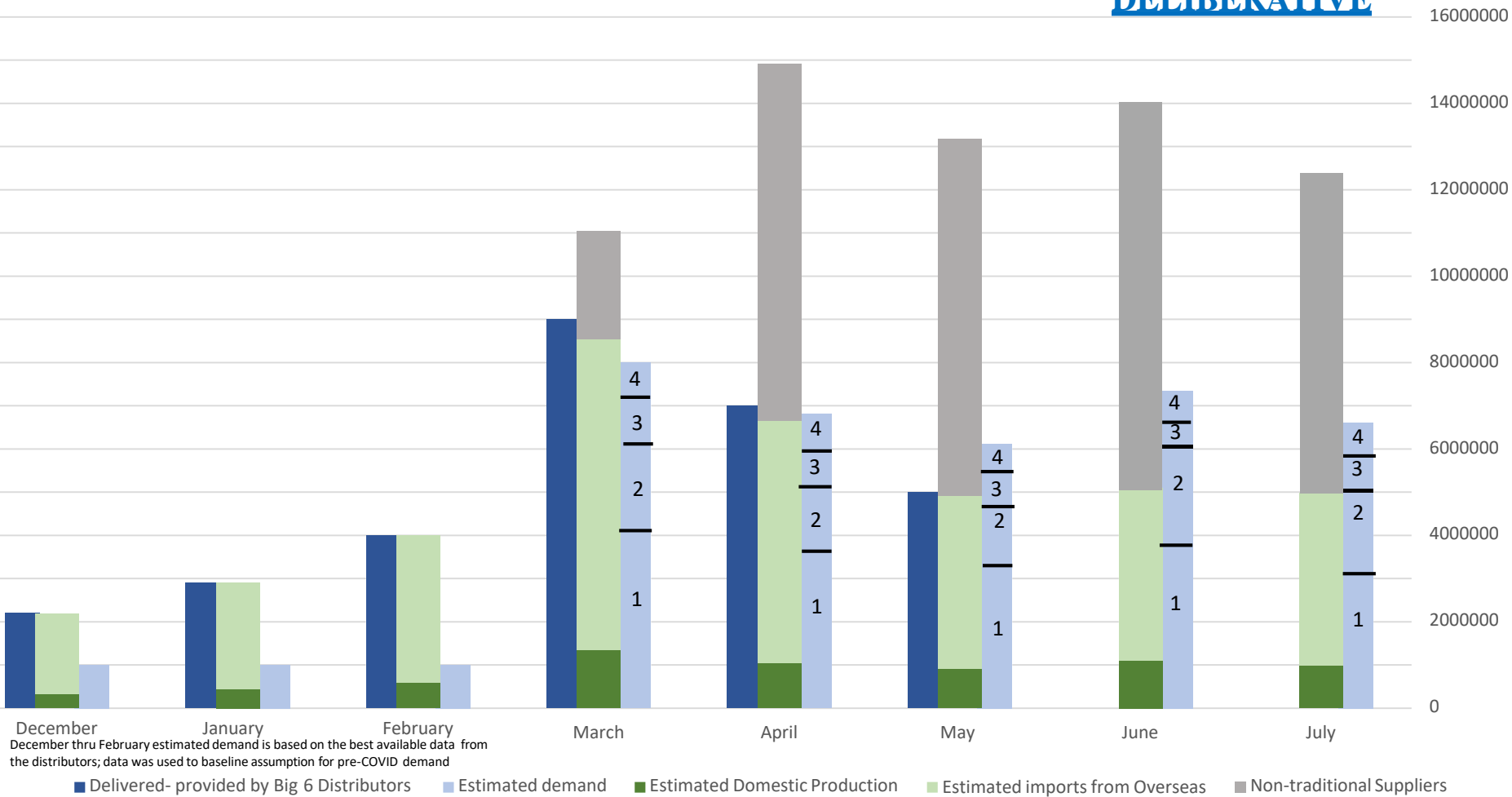
Approx. percentages

1. Hospitals
2. Long-term Care
3. First Responders
4. Other (Ex: Non-healthcare: janitorial services, laboratories, correctional facilities)

- March (delivered) includes SNS push of 23M
- April (delivered) slightly lower due to challenges in overseas manufacturing
- June: estimated demand subject to fluctuation
- There is no U.S. based manufacturing for Nitrile Gloves.

Face Shields

**PREDECISIONAL &
DELIBERATIVE**



- December thru February actual deliveries, March (delivered) includes SNS push of 5.4M
- June: estimated demand subject to fluctuation
- Non-traditional suppliers like Ford, Boeing, Universities etc.
- Month-over month changes in demand can be attributed to the use of other face coverings
- Ease of manufacturing from non-traditional suppliers expected to increased supply inside the United States

- Approx. percentages
1. Hospitals
 2. Long-term Care
 3. First Responders
 4. Other (Ex: Non-healthcare: janitorial services, laboratories, correctional facilities)